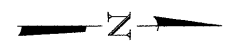
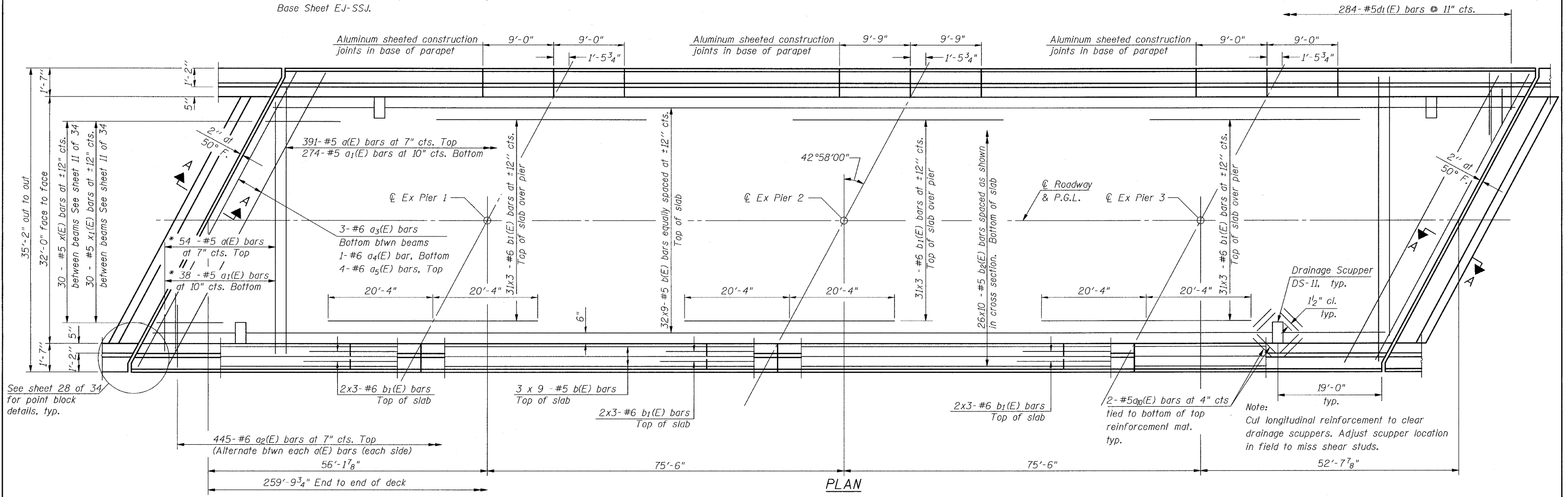


STATE OF ILLINOIS
DEPARTMENT OF TRANSPORTATION

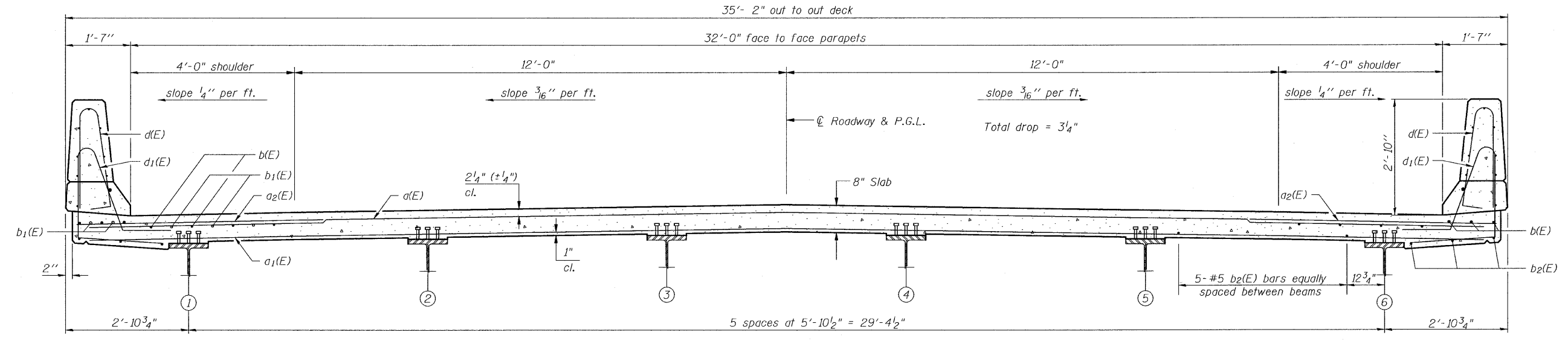


* Order $a(E)$ & $a_1(E)$ bars full length.
Cut to fit skew and use remainder
of bars in opposite end.

Note:
Dimensions are based on a Rolled Rail Strip Seal Joint. If the
contractor elects to use the Welded Rail Strip Seal Joint, deck
dimensions may require adjustments to satisfy the details on
Base Sheet EJ-SSJ.



PLAN



NEAR PIER

NEAR MIDSPAN

CROSS SECTION
(Looking North)

SUPERSTRUCTURE
S.N. 101-0120

DESIGNED SCD
CHECKED DRB
DRAWN THW
CHECKED SCD

IE CONSULTANTS, INC
6420 SOUTH SIXTH STREET
SPRINGFIELD, ILLINOIS 62712
TEL. (217) 529-8027
FAX (217) 529-4543
WWW.IE-CONSULTANTS.COM

Notes:
See Sheet 11 of 34 for superstructure details
and Bill of Material.
Bars indicated thus 20 x 3-#5 etc. indicates
20 lines of bars with 3 lengths per line.
See Sheet 11 of 34 for parapet reinforcement.

SHEET NO. 10 OF 34 SHEETS	F.A.P. RTE.	SECTION	COUNTY	TOTAL SHEETS	SHEET NO.
	301	(1-IHB-1)D	WINNEBAGO	55	26
	CONTRACT NO. 64E11				
ILLINOIS FED. AID PROJECT					