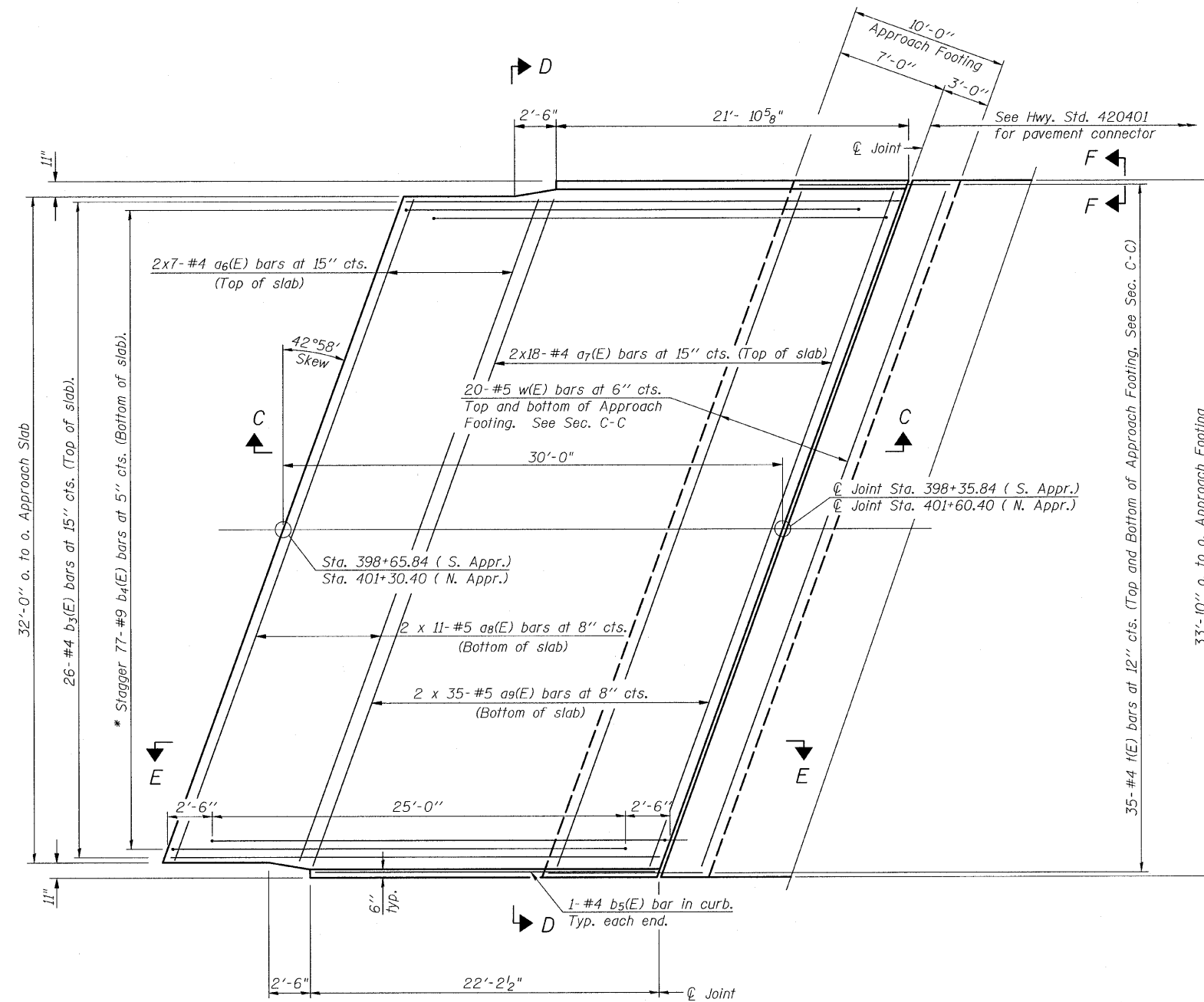
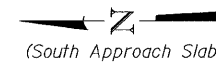


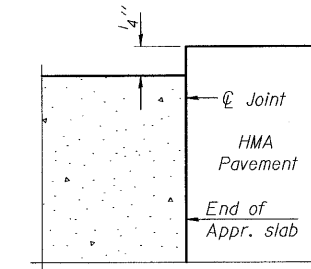
STATE OF ILLINOIS
DEPARTMENT OF TRANSPORTATION

Notes:
See sheet 13 of 34 for Sections C-C & D-D and View E-E.
 $a_6(E)$, $a_7(E)$, $a_8(E)$, $a_9(E)$ and $w(E)$ bar spacings measured along C.Rdwy.



PLAN

* Tilt #9 $b_4(E)$ bars as required to maintain clearance.



FLEXIBLE PAVEMENT

DETAIL A

DESIGNED	SCD
CHECKED	DRB
DRAWN	THW
CHECKED	SCD



IE CONSULTANTS, INC
6420 SOUTH SIXTH STREET
SPRINGFIELD, ILLINOIS 62712
TEL. (217) 529-8027
FAX (217) 529-4543
WWW.IE-CONSULTANTS.COM

(Sheet 1 of 2)
BRIDGE APPROACH SLAB DETAILS
S.N. 101-0120

SHEET NO.	F.A.P. RTE.	SECTION	COUNTY	TOTAL SHEETS	SHEET NO.
12 OF 34 SHEETS	301	(1-1HB-1)D	WINNEBAGO	55	28
CONTRACT NO. 64E11					
ILLINOIS FED. AID PROJECT					