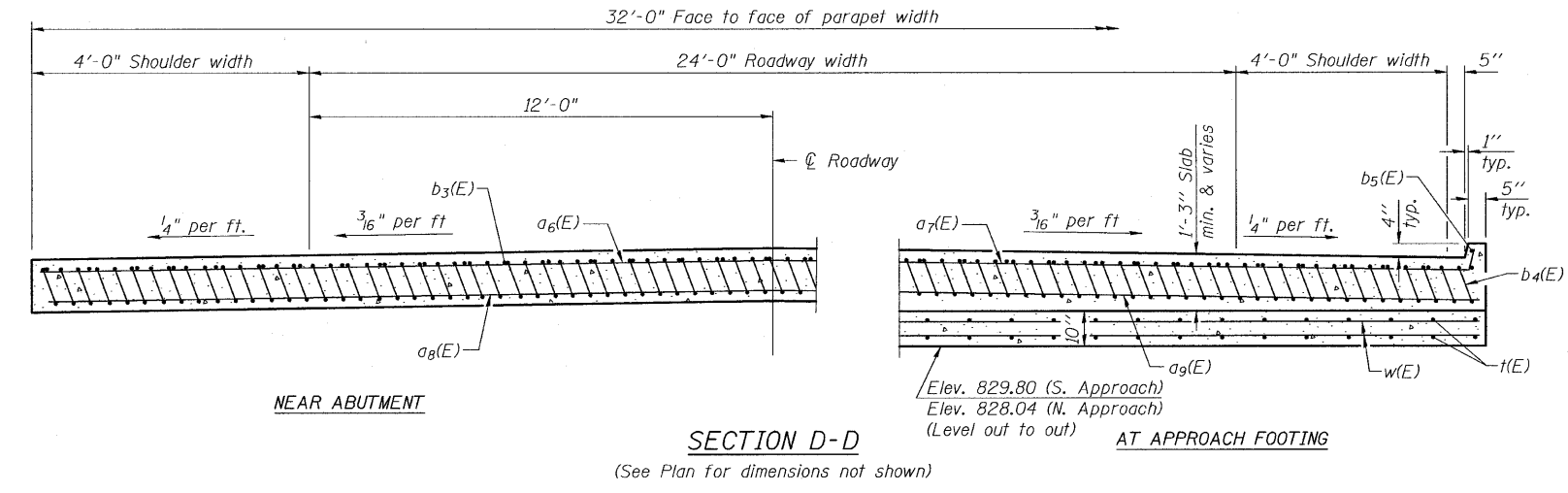
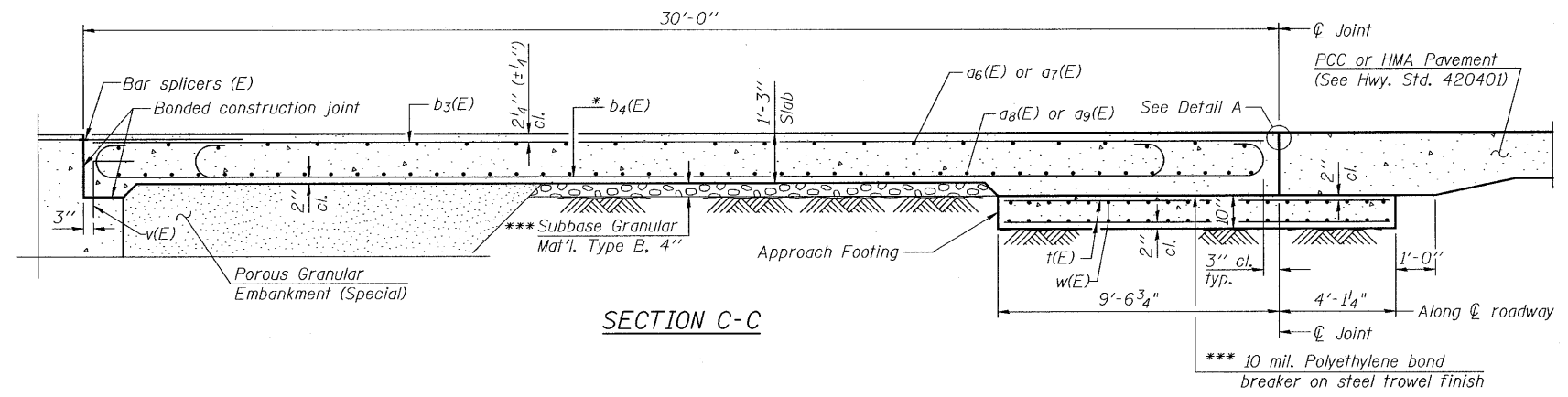
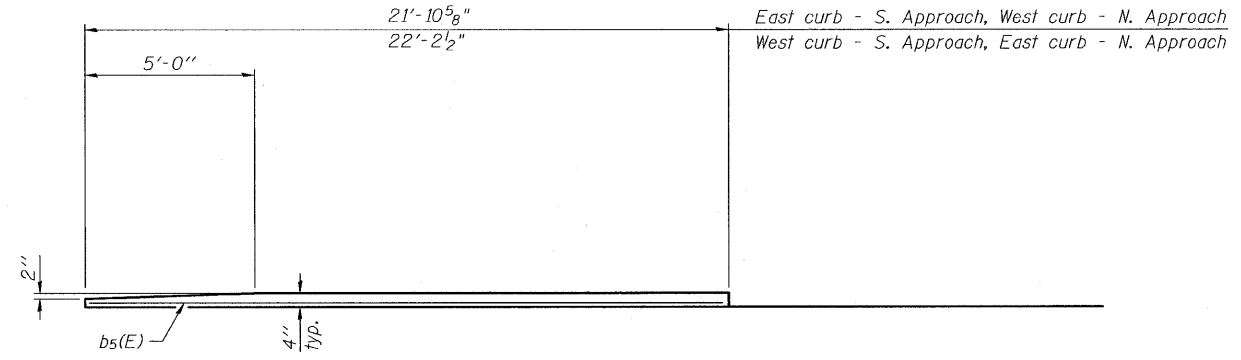


STATE OF ILLINOIS  
DEPARTMENT OF TRANSPORTATION

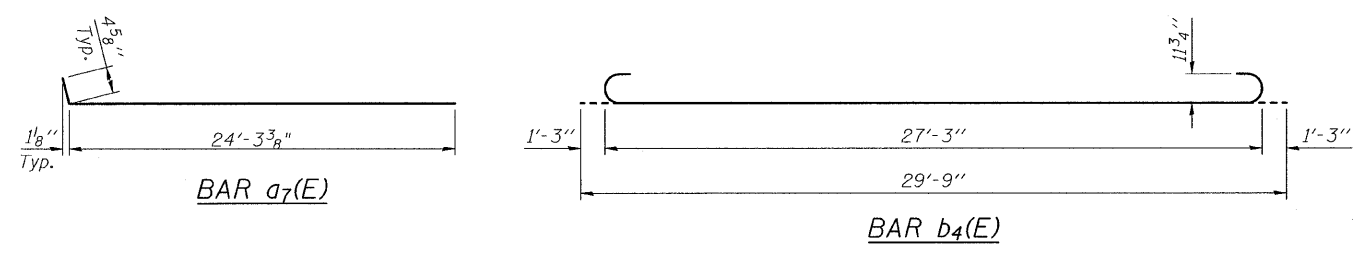
Notes:  
See sheet 12 of 34 for Detail A.  
Approach slab shall be paid for as Concrete Superstructure.  
Approach Footing concrete shall be paid for as Concrete Structures.  
Reinforcement shall be paid for as Reinforcement Bars, Epoxy Coated.  
For v(E) bar details, see sheet 18 thru 22 of 34.  
The approach footing maximum applied service bearing pressure (Omax) = 2.0 ksf.  
For bar splicer details, see sheet 27 of 34.  
Cost of excavation for approach footing included with Concrete Structures.  
For Porous Granular Embankment (Special) and drainage treatment details, see sheet 2 of 34.  
For additional parapet details, see sheet 11 of 34.



\* Tilt #9 b<sub>1</sub>(E) bars as required to maintain clearance.  
\*\*\* Cost included with Concrete Superstructure.



VIEW E-E



TWO APPROACHES  
BILL OF MATERIAL

Bar	No.	Size	Length	Shape
a <sub>6</sub> (E)	28	#4	23'-0"	—
a <sub>7</sub> (E)	72	#4	24'-8"	—
a <sub>8</sub> (E)	44	#5	23'-5"	—
a <sub>9</sub> (E)	140	#5	24'-8"	—
b <sub>3</sub> (E)	52	#4	29'-8"	—
b <sub>4</sub> (E)	154	#9	29'-9"	—
b <sub>5</sub> (E)	4	#4	21'-8"	—
t(E)	140	#4	13'-5"	—
w(E)	160	#5	24'-7"	—
Concrete Superstructure		Cu. Yd.	113.2	
Concrete Structures		Cu. Yd.	28.5	
Reinforcement Bars, Epoxy Coated		Pound	28,320	

MIN. BAR LAP

#4	2'-7"
#5	3'-3"

(Sheet 2 of 2)  
BRIDGE APPROACH SLAB DETAILS  
S.N. 101-0120

DESIGNED	SCD
CHECKED	DRB
DRAWN	THW
CHECKED	SCD

**ie** consultants  
IE CONSULTANTS, INC  
6420 SOUTH SIXTH STREET  
SPRINGFIELD, ILLINOIS 62712  
TEL. (217) 529-8027  
FAX (217) 529-4543  
WWW.IE-CONSULTANTS.COM

SHEET NO. 13 OF 34 SHEETS	F.A.P. RTE. 301	SECTION (1-1HB-1D)	COUNTY WINNEBAGO	TOTAL SHEETS 55	SHEET NO. 29
	CONTRACT NO. 64E11				
ILLINOIS FED. AID PROJECT					