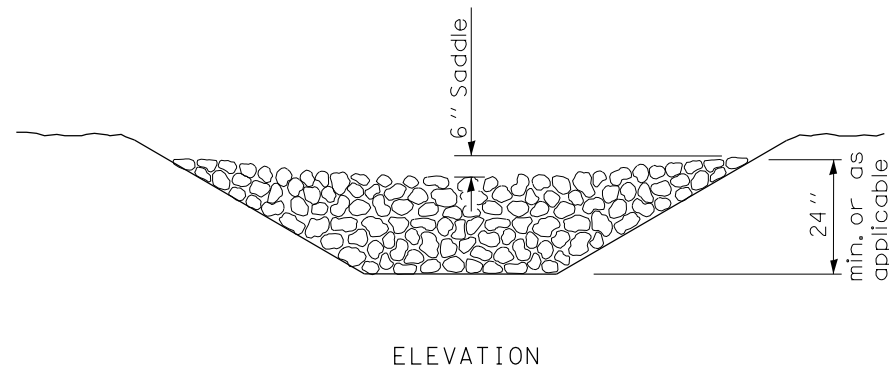
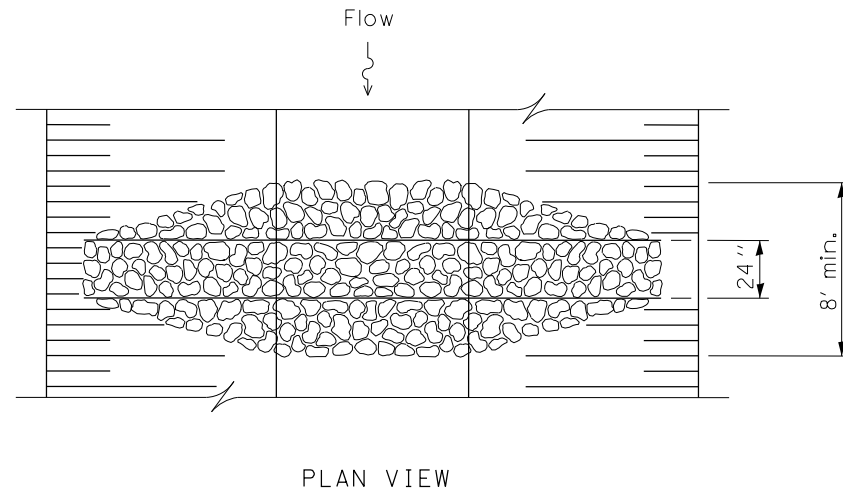


LEGEND

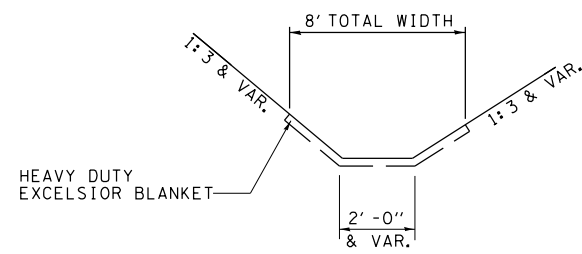
(FOR THE STORM WATER POLLUTION PREVENTION PLAN SHEETS)

ITEM	SYMBOL
TEMPORARY DITCH CHECKS, AGGREGATE (STD 280001) [AGGREGATE (EROSION CONTROL), 3.0 TONS PER EACH]	
INLET AND PIPE PROTECTION (STD 280001) [HAY BALES NOT ALLOWED]	
PERIMETER EROSION BARRIER	
EARTH EXCAVATION FOR EROSION CONTROL (SEDIMENT BASINS)	
PRESERVE EXISTING TREES, WOODLANDS, AND UNDERSTORY (OUTSIDE CONSTRUCTION LIMITS)	
ITEM PLACED AT BEGINNING OF CONSTRUCTION (Requirement)	* ITEM *
ITEM PLACED AS DIRECTED BY ENGINEER (When required by situation)	ITEM
DIRECTION OF OVERLAND FLOW	
HEAVY DUTY EROSION CONTROL BLANKET	
ITEM PLACED DURING STAGE 1 CONSTRUCTION	①



TEMPORARY AGGREGATE DITCH CHECKS
(TYPICAL)

SEE STANDARD 280001
FOR EROSION CONTROL
DETAILS NOT SHOWN.



HEAVY DUTY EXCELSIOR BLANKET LIMITS
(TYPICAL)

GENERAL NOTES:

All items shall be constructed as shown on this sheet, on Standard 280001, and as directed by the Engineer.

Mulch shall be method 2, unless otherwise noted.

Aggregate ditch checks shall be paid for as "AGGREGATE (EROSION CONTROL)".