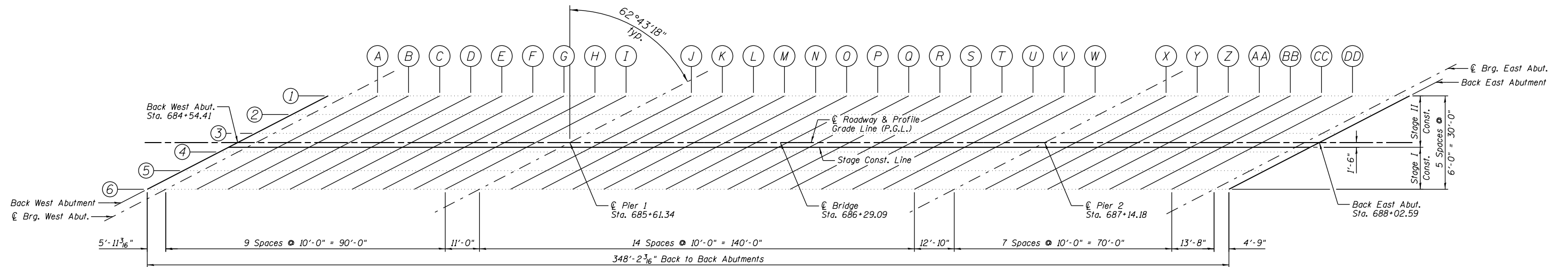
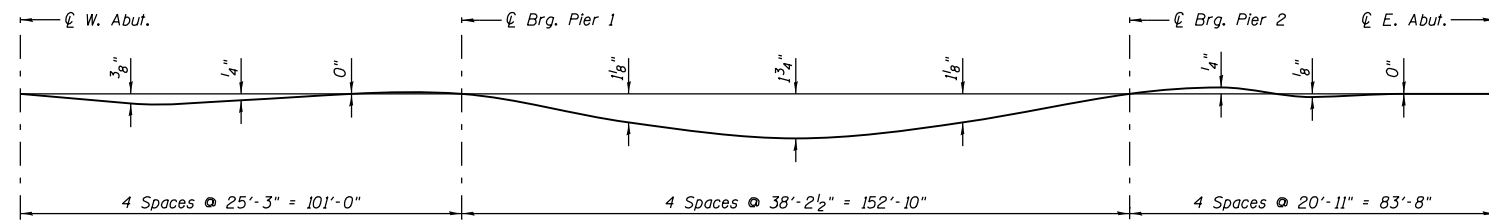


STATE OF ILLINOIS
DEPARTMENT OF TRANSPORTATION



PLAN

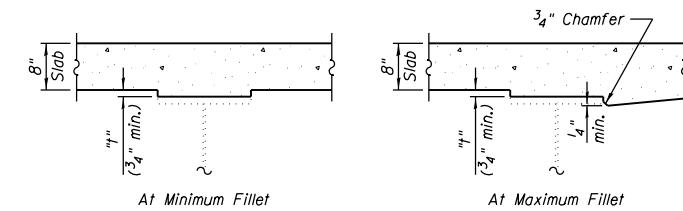


DEAD LOAD DEFLECTION DIAGRAM

(Includes weight of concrete only.)

Note:

The above deflections are not for use in the field if the Engineer is working from the "Theoretical Grade Elevations Adjusted for Dead Load Deflection".



To determine "t": After all structural steel has been erected, elevations of the top flanges of the beams shall be taken at intervals shown on the plans. These elevations subtracted from the "Theoretical Grade Elevations Adjusted for Dead Load Deflection" shown on the plans, minus slab thickness, equals the fillet heights "t" above top flange of beams.

FILLET HEIGHTS

**TOP OF SLAB
ELEVATION LOCATIONS
STRUCTURE NO. 084-0078**

DESIGNED	JML
CHECKED	MSW
DRAWN	DJM
CHECKED	MGO/MSW

DATE 08/09/10

FARNSWORTH GROUP, INC.

CONSULTING ENGINEERS - 2709 MCGRAW DRIVE BLOOMINGTON, ILLINOIS 61704 (309) 663-8435 / (309) 663-1571 FAX

SHEET NO. B5 42 SHEETS	F.A.I. RTE. 72	SECTION (84-3HB-5)BR	COUNTY SANGAMON	TOTAL SHEETS 84	SHEET NO. 41
	SN 084-0078		CONTRACT NO. 72C70		
FED. ROAD DIST. NO. 6		ILLINOIS FED. AID PROJECT			