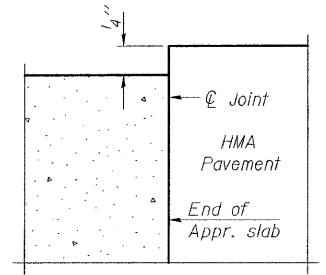
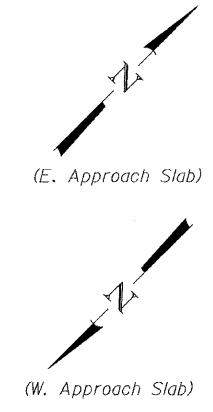
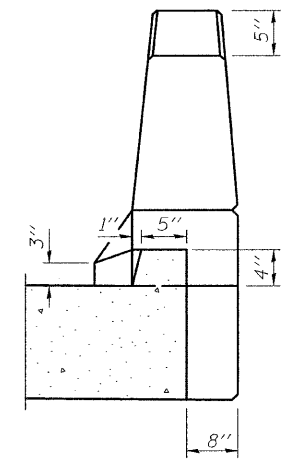


STATE OF ILLINOIS  
DEPARTMENT OF TRANSPORTATION

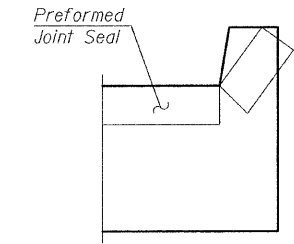
Notes:  
See sheet 15 of 29 for Sections C-C & D-D and View E-E.  
a<sub>7</sub>(E), a<sub>8</sub>(E), a<sub>10</sub>(E), a<sub>11</sub>(E), a<sub>12</sub>(E), and a<sub>13</sub>(E) bar spacings measured along  $\phi$  Rdwy.



FLEXIBLE PAVEMENT  
DETAIL A



VIEW B-B

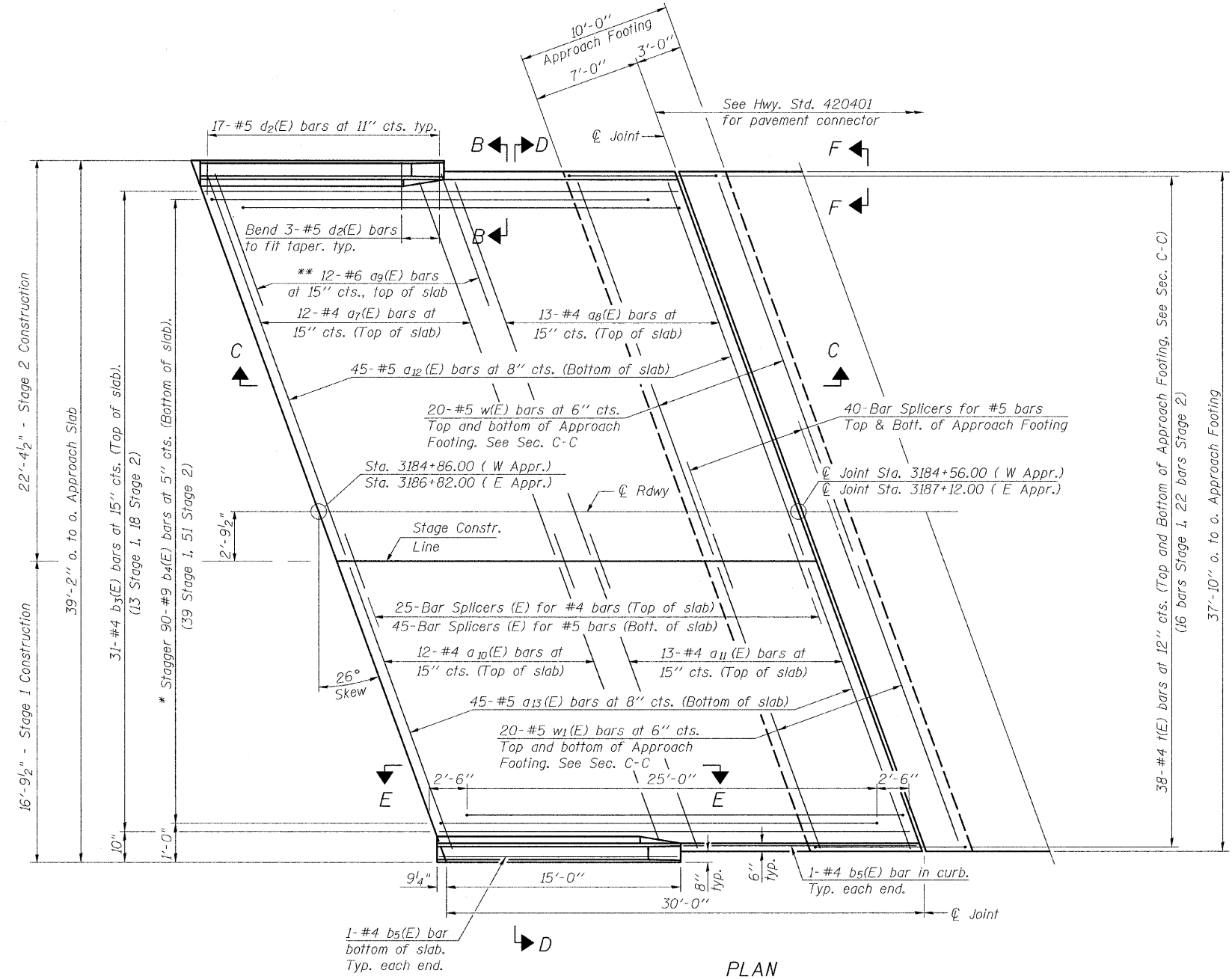


VIEW F-F

Angle Preformed Joint Seal at 45° at curbs when req'd for drainage.

(Sheet 1 of 2)

BRIDGE APPROACH SLAB DETAILS  
STRUCTURE NO. 012-0073



PLAN

\* Tilt #9 b<sub>4</sub>(E) bars as required to maintain clearance.  
\*\* Alternate with a<sub>7</sub>(E) or a<sub>10</sub>(E) bars, typ. each parapet.

DESIGNED	SCD
CHECKED	DRB
DRAWN	THW
CHECKED	SCD



IE CONSULTANTS, INC  
6420 SOUTH SIXTH STREET  
SPRINGFIELD, ILLINOIS 62712  
TEL. (217) 529-8027  
FAX (217) 529-4543  
IESPRINGFIELD@IE-CONSULTANTS.COM  
WWW.IE-CONSULTANTS.COM

BA-R 7-1-10

SHEET NO. 14 OF 29 SHEETS	F.A.S. RTE.	SECTION	COUNTY	TOTAL SHEETS	SHEET NO.
	1707	(BX-B)B-1	CLARK	44	23
CONTRACT NO. 74169					
FED. ROAD DIST. NO. ILLINOIS FED. AID PROJECT					