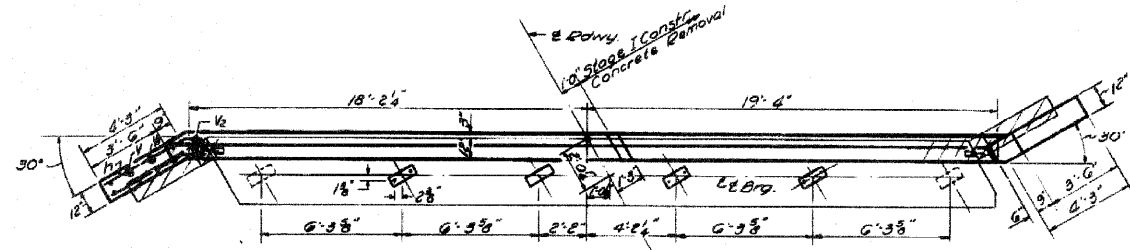
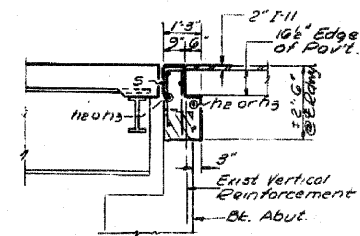


STATE OF ILLINOIS
DEPARTMENT OF PUBLIC WORKS & BUILDINGS
DIVISION OF HIGHWAYS

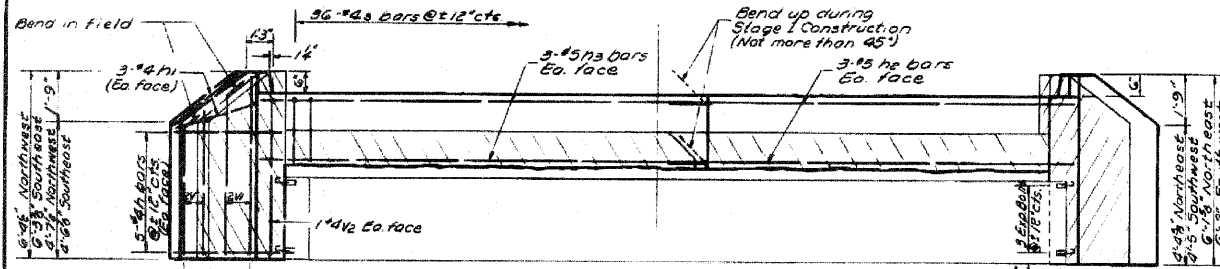
PROJECT NO.	154	SECTION	3B-1	SHEET NO.	9
DATE	5-84	TITLE	GREENE	NO.	35
				TOTAL SHEETS	9



PLAN OF NORTH ABUT



SEC. THRU ABUT.

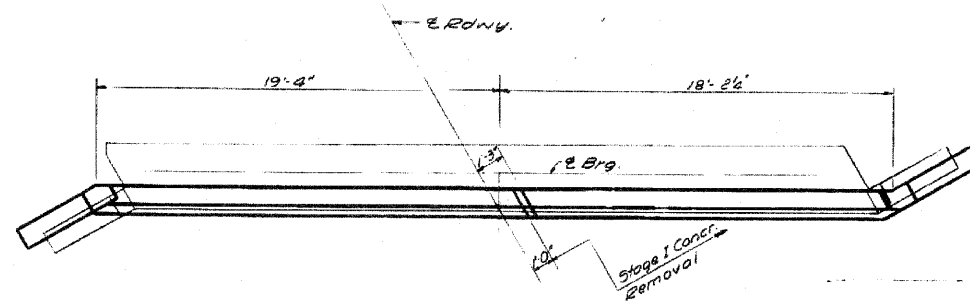


ELEVATION OF NORTH ABUT
South Abutment Similar

Note: Hatched area to be removed. Clean & extend existing vertical reinforcement into new concrete.

Notes: Expansion bolts shall consist of self-driving expansion shells with 3/8" hook bolts. Hook bolts shall extend 9" into new concrete.

DESIGNED	J. Smith	DATE	Aug 30 1982
CHECKED	E. A. Samura	APPROVED	[Signature]
DRAWN	F. Mercado	DATE	Aug 24 1982
CHECKED	EE		



PLAN OF SOUTH ABUT

TWO ABUTMENTS
BILL OF MATERIAL

Bar	No	Size	Length	Shape	
n	20	#4	5'-3"		
n1	20	#4	4'-0"		
n2	12	#5	18'-6"		
n3	12	#5	19'-0"		
s	72	#4	5'-0"	U	
v	16	#4	5'-0"		
v1	10	#4	6'-0"		
v2	6	#4	5'-0"		
Reinforcement Bars				Lbs.	1060
Class 1 Concrete				Cu Yds.	10.5
Concrete Removal				Cu Yds.	6.2

BENTS 1:4

F.A.R.TE 164 (US 67) SEC 3-BY
GREENE COUNTY
STA. 222+94.00

FOR INFORMATION ONLY

FILE NAME =	USER NAME = #USER#	DESIGNED -	REVISED -	STATE OF ILLINOIS DEPARTMENT OF TRANSPORTATION	EXISTING BRIDGE PLANS	F.A.P. RTE.	SECTION	COUNTY	TOTAL SHEETS	SHEET NO.	
#FILE#		DRAWN -	REVISED -			10	3B-1	GREENE	59	48	
		CHECKED -	REVISED -			CONTRACT NO. 76C15					
		DRAWN -	REVISED -			ILLINOIS FED. AID PROJECT					
		CHECKED -	REVISED -			SCALE: NONE	SHEET NO. 3 OF 4 SHEETS	STA.	TO STA.		