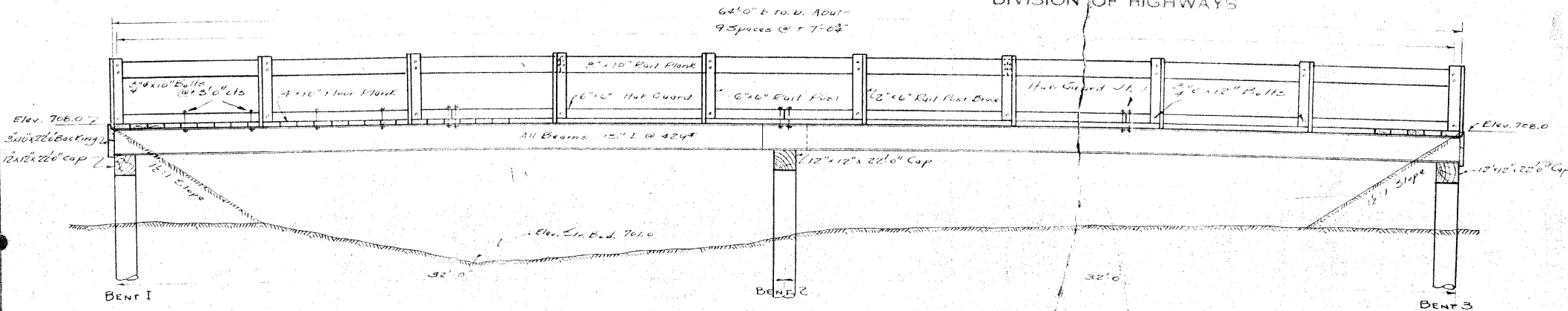
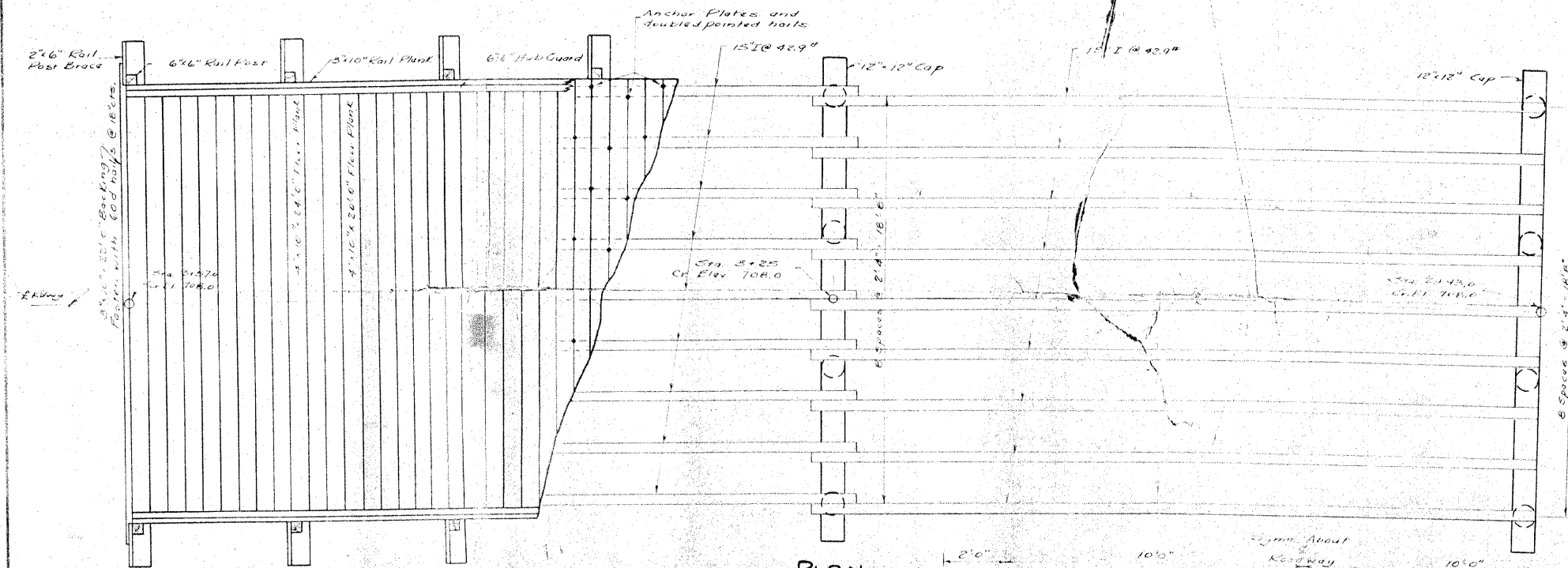


STATE OF ILLINOIS
DEPARTMENT OF PUBLIC WORKS & BUILDINGS
DIVISION OF HIGHWAYS

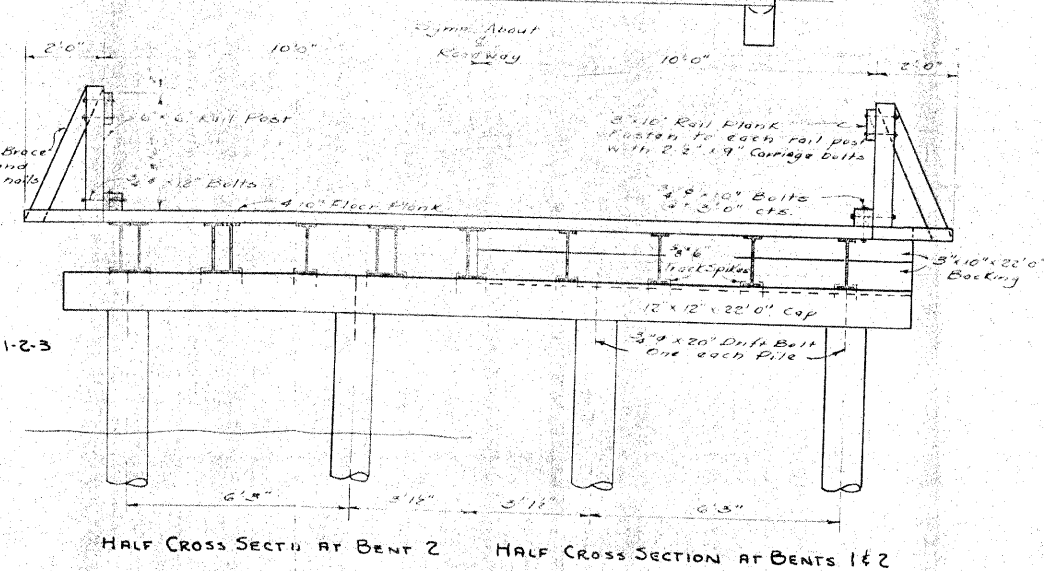
CONTRACT
60373
Sheet 1946



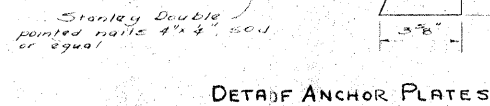
ELEVATION



PLAN



HALF CROSS SECTION AT BENT 2 HALF CROSS SECTION AT BENTS 1 & 2



DETAIL OF ANCHOR PLATES

UNTREATED PILES - BENTS 1-2-3
Min. Capacity 12T
Est. Length 161'±
Number Required 12

GENERAL NOTES

All bolts shall be machine bolts unless otherwise noted.
Wrought washers shall be used under head and nut on all machine bolts and under nut on all carriage bolts.
All lumber shall be untreated and S&S except that backing plank may be full sawn rough. All lumber shall be furnished full length except as shown.
Quantities of lumber and hardware are based on sizes and lengths shown. No extra compensation will be allowed for waste or splices.
Lumber shall be #1 Structural Long leaf (1400#) or dense #1 Structural Short leaf (1400#) Southern Pine or 1400# Framing and Joists, Douglas Fir.
Floor planks shall be fastened to I-beams with Stanley Anchor Plates No. 9830-No. 9 or equal. Anchor Plates are included in estimated weight of Hardware.
15" I-Beams - 42.9# will be furnished by the Division of Highways and are stored at Fayetteville, Ill. See Special Provisions.

BILL OF HARDWARE

ITEM	NO.	SIZE
Carriage Bolts	48	3/4" x 1 1/2"
Machine Bolts	20	3/8" x 1 1/2"
"	40	3/8" x 1 1/2"
Drift Bolts	12	3/4" x 20"
Wrought Washers	48	3/4"
"	120	3/4"
Track Spikes	54	3/4" x 1 1/2"
Nails	64	60d
"	160	20d
Anchor Plates	365	
Double Pointed Nails	730	

BILL OF LUMBER

ITEM	NO.	SIZE	LENGTH
Rail Planks	6	3" x 10"	22'0"
Rail Posts	20	6" x 6"	3'2"
Rail Braces	20	2" x 6"	4'0"
Hub Guards	8	6" x 6"	16'0"
Floor Planks	10	4" x 10"	24'0"
Caps	3	12" x 12"	22'0"
Floor Planks	71	4" x 10"	20'0"
End Backing	4	3" x 10"	22'0"

TOTAL BILL OF MATERIAL

Untreated Lumber	14,147	7525
Hardware	263	460
Untreated Piles (12) 161'		192
Structural Steel (Furnished)		25,500

All of the above mentioned material is to be included for payment in Lump Sum Price for temporary Bridge. See Special Provisions.

TEMPORARY BRIDGE
PROJECT NO. F-2(20)
PART I (S.B.I.R.T. I) SEC. 9-R-B
WILL COUNTY
RT. STA. 3+53

DESIGNED BY: *B. R. ...*
CHECKED BY: *...*
DRAWN BY: *...*
EXAMINED BY: *...*
PASSED BY: *...*
APPROVED BY: *...*