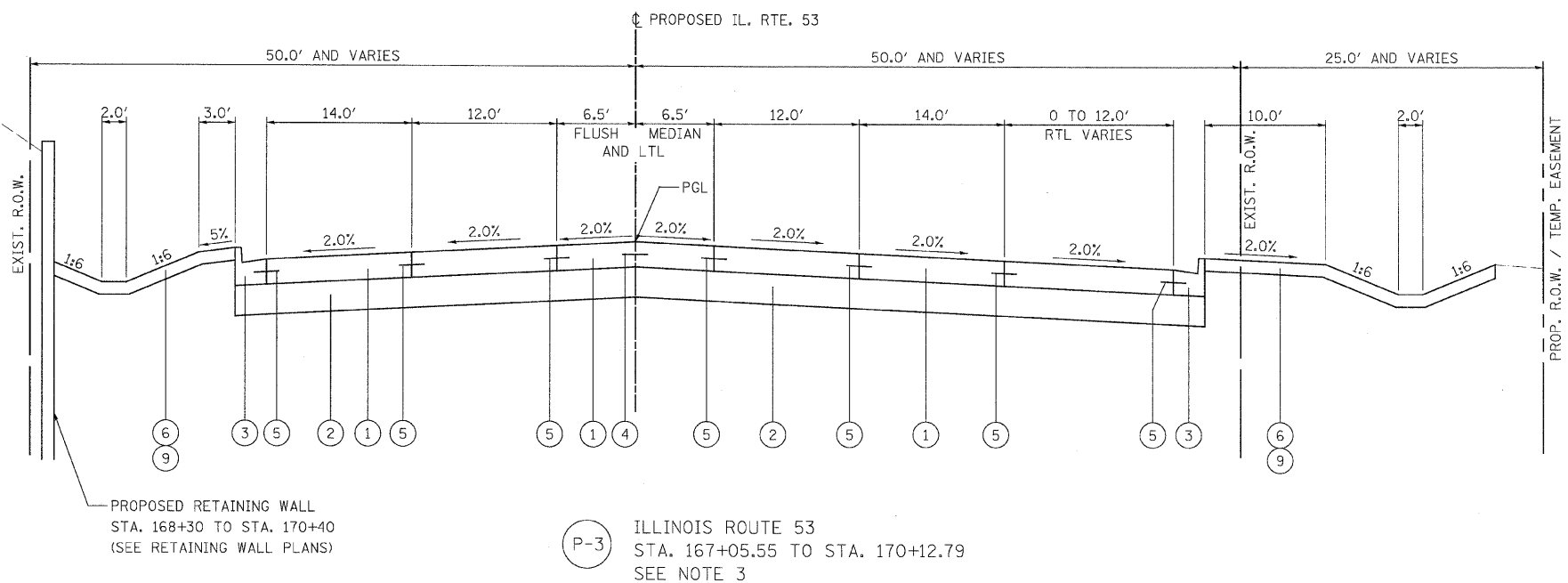
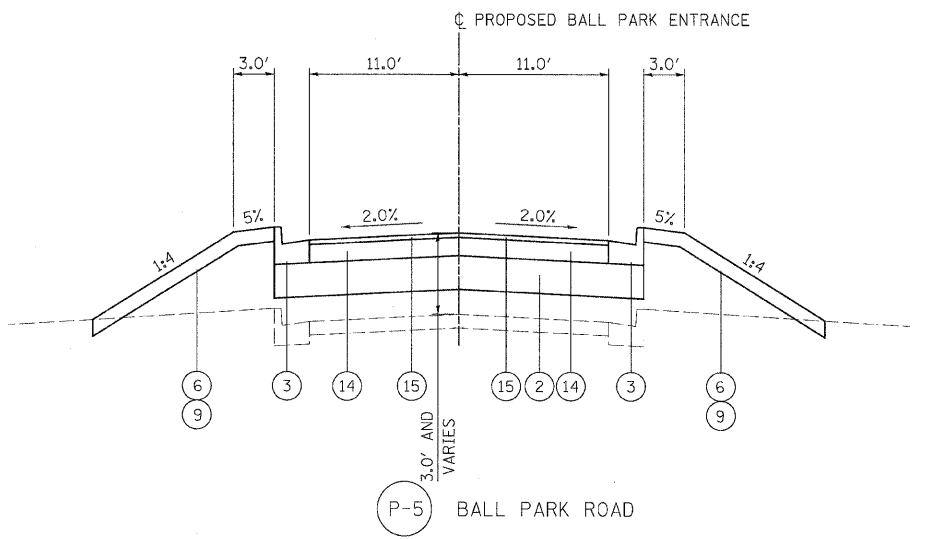
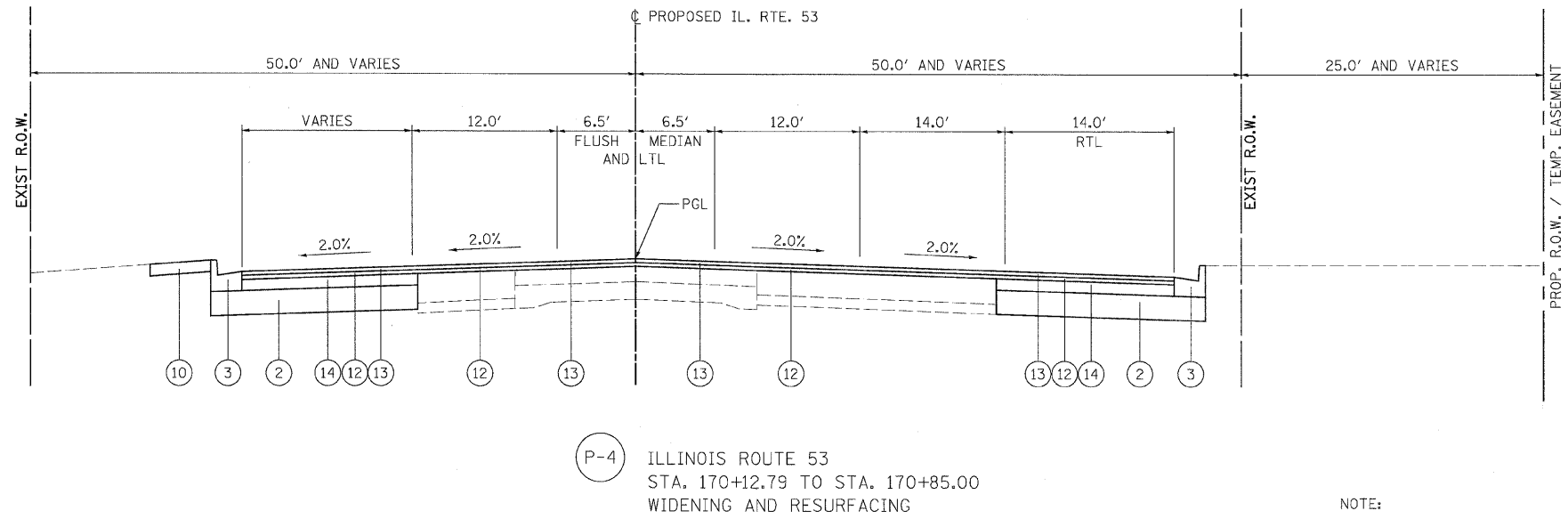


F.A.U. RTE.	SECTION	COUNTY	TOTAL SHEETS	SHEET NO.
2578	532B-1	DU PAGE	117	17
STA.		TO STA.		
FED. ROAD DIST. NO.		ILLINOIS	FED. AID PROJECT	

CONTRACT #62881



- LEGEND
- ① PCC PAVEMENT 10" (JOINTED)
 - ② AGGREGATE SUBGRADE 12"
 - ③ COMBINATION CONCRETE CURB AND GUTTER, TYPE B-6.24
 - ④ LONGITUDINAL SAWED JOINT, NO. 6 EPOXY COATED TIE BARS 30" LONG AT 30" CENTERS
 - ⑤ LONGITUDINAL CONSTRUCTION JOINT, NO. 6 EPOXY COATED TIE BARS 24" LONG AT 24" CENTERS.
 - ⑥ SODDING, SALT TOLERANT
 - ⑦ SEEDING, CLASS 2A
 - ⑧ EROSION CONTROL BLANKET
 - ⑨ TOP SOIL FURNISH AND PLACE, 4"
 - ⑩ PORTLAND CEMENT CONCRETE SIDEWALK 5"
 - ⑪ HOT-MIX ASPHALT SHOULDERS, 8" (IN 3 LIFTS)
 - ⑫ LEVELING BINDER (MACHINE METHOD), N70 (1")
 - ⑬ POLYMERIZED HOT-MIX ASPHALT SURFACE COURSE, MIX "F", N90 (1 3/4")
 - ⑭ HOT-MIX ASPHALT BASE COURSE 8" (IN 3 LIFTS)
 - ⑮ HOT-MIX ASPHALT SURFACE COURSE, MIX "C", N50 (2")



- NOTE:
- LONGITUDINAL JOINT TIE BARS SHALL BE IN ACCORDANCE WITH APPLICABLE DETAILS SHOWN ON STANDARD 420001
 - DRILL AND GROUT IN PLACE TIE BARS WILL NOT BE PAID FOR SEPARATELY BUT SHALL BE INCLUDED IN THE COST OF THE CONCRETE PAY ITEMS (PCC PAVEMENT 10" (JOINTED) OR COMBINATION CONCRETE CURB AND GUTTER, B-6.24)
 - BASED ON SETTLEMENT ANALYSES, WICK DRAINS ARE REQUIRED TO ACCELERATE SETTLEMENT. SEE THE SPECIAL PROVISIONS AND ROADWAY GEOTECHNICAL REPORT. THE ROADWAY GEOTECHNICAL REPORT IS AVAILABLE UPON REQUEST, CONTACT THE DISTRICT GEOTECHNICAL ENGINEER.

REVISIONS	
NAME	DATE

ILLINOIS DEPARTMENT OF TRANSPORTATION
 ILLINOIS ROUTE 53 (FAU 2578)
 PROPOSED TYPICAL SECTIONS
 SCALE: NONE
 DATE: 6/12/09
 DRAWN BY: CPK
 CHECKED BY: JJC

PATRICK ENGINEERING INC. LISLE, ILLINOIS
 6/10/2009 5:05:39 PM PDF(Grey_Large).plt Q:\DOT\9356_A0_(IL53)\SpringBrook\Drawings\RDWY\shits\Typ_S_PTyp_01.dgn