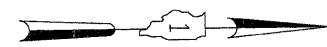
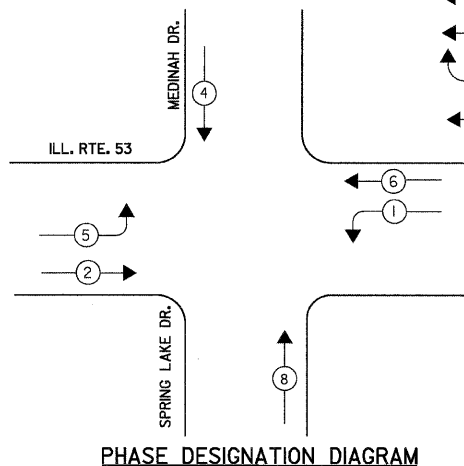


F.A.U. RTE.	SECTION	COUNTY	TOTAL SHEETS	SHEET NO.
2578	532B-1	DUPAGE	117	45
STA.		TO STA.		
FED. ROAD DIST. NO.		ILLINOIS	FED. AID PROJECT	

CONTRACT # 62881



CONTROLLER SEQUENCE



PHASE DESIGNATION DIAGRAM

LEGEND

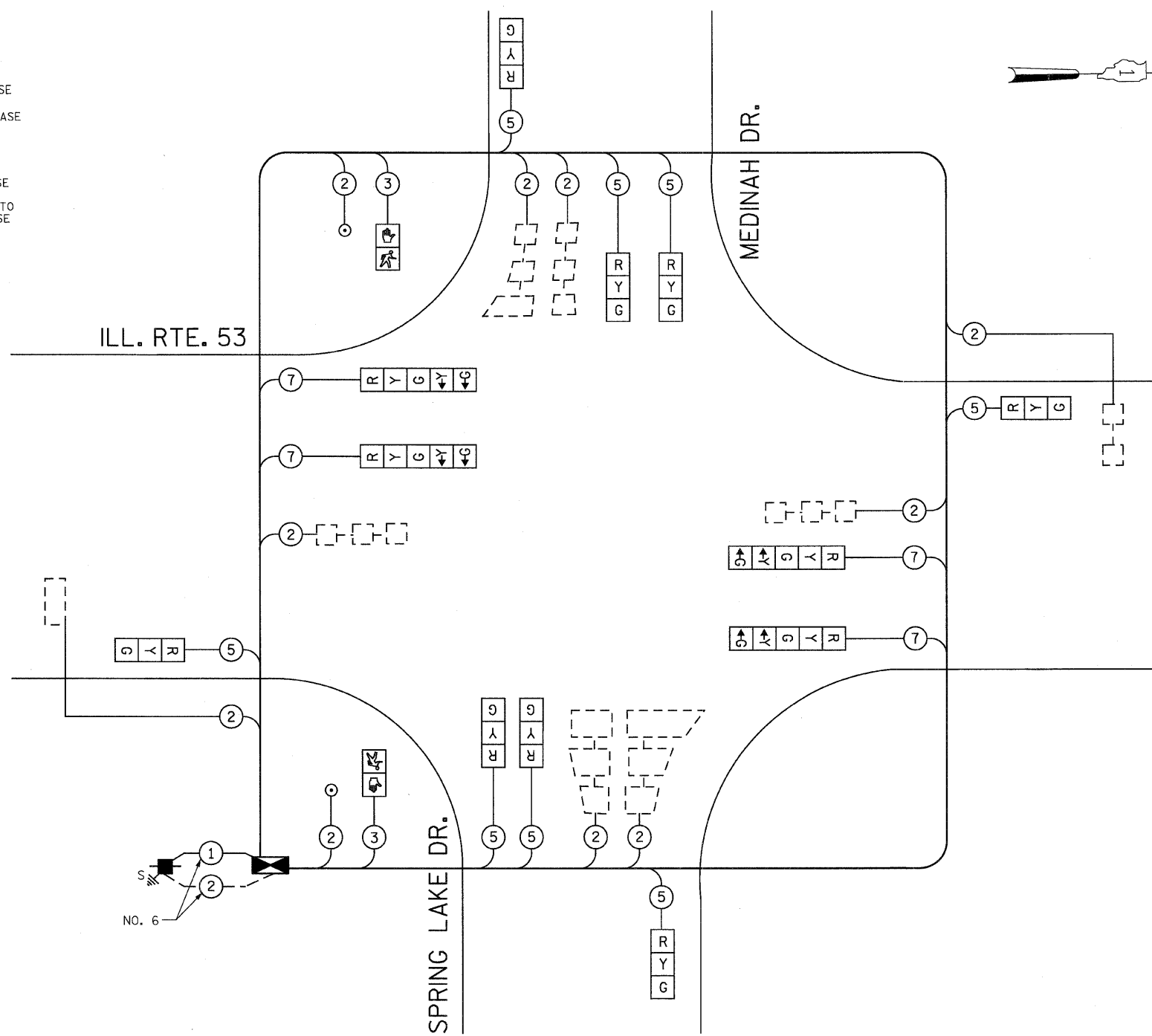
- ← * → DUAL ENTRY PHASE
- ← * → SINGLE ENTRY PHASE
- ◊ O.L. OVERLAP
- ← * → PEDESTRIAN PHASE
- * NUMBER REFERS TO ASSOCIATED PHASE

TEMPORARY CABLE DIAGRAM LEGEND

- R** TEMPORARY TRAFFIC SIGNAL SECTION OR PEDESTRIAN SIGNAL SECTION 12" (300mm)
- ⊠** PERMANENT TEMPORARY CONTROLLER CABINET
- TEMPORARY SERVICE INSTALLATION
- 5** INDICATES NUMBER OF CONDUCTORS IN CABLE. ALL CONDUCTORS TO BE NUMBER 14 AWG WIRE UNLESS OTHERWISE NOTED.
- ⊙** EMERGENCY VEHICLE LIGHT DETECTOR
- ⊙** CONFIRMATION BEACON
- VEHICLE DETECTOR, INDUCTION LOOP
- EXISTING VEHICLE DETECTOR, INDUCTION LOOP
- ⊙** PEDESTRIAN PUSHBUTTON DETECTOR
- ⊠** 12" (300mm) PEDESTRIAN SIGNAL SECTION
- V** VIDEO CAMERA ASSEMBLY
- S** GROUND ROD AT ELECTRIC SERVICE INSTALLATION
- C** GROUND ROD AT TRAFFIC SIGNAL CONTROLLER

SCHEDULE OF QUANTITIES

QUANTITY	UNIT	ITEM
1	EACH	TEMPORARY TRAFFIC SIGNAL INSTALLATION



TEMPORARY CABLE PLAN

I.D.O.T. TRAFFIC SIGNAL INSTALLATION ELECTRICAL SERVICE REQUIREMENTS					TOTAL WATTAGE
TYPE	NO LAMPS	WATTAGE		OPERATION	
SIGNAL (RED)	12	135	17	0.50	810.0
(YELLOW)	12	135	25	0.25	405.0
(GREEN)	12	135	15	0.25	405.0
ARROW	8	135	12	0.10	108.0
PED. SIGNAL	2	90	25	1.00	180.0
CONTROLLER	1	100	100	1.00	100.0
ILLUM. SIGN				0.05	
FLASHER				0.50	
ENERGY COSTS TO:					TOTAL = 2008.0

ILLINOIS DEPARTMENT OF TRANSPORTATION
201 WEST CENTER COURT
SCHAUMBURG, ILLINOIS 60196-1096

ENERGY SUPPLY CONTACT: MR. ROBERT BEATTY
PHONE: (630) 691-4721
COMPANY: COMED

GA GANDHI AND ASSOCIATES, INC.
ENGINEERS AND PLANNERS
6025 N. NORTHWEST HIGHWAY
SUITE 306
CHICAGO, ILLINOIS 60631 TEL. (773) 774-5900

REVISIONS	
NAME	DATE

ILLINOIS DEPARTMENT OF TRANSPORTATION

PERMANENT TEMPORARY TRAFFIC SIGNAL CABLE PLAN AND PHASE DESIGNATION DIAGRAM, ILLINOIS ROUTE 53 AT SPRING LAKE DRIVE

SCALE: N.T.S.
DATE: 05/18/2007

DRAWN BY: KGP/RDP
DESIGNED BY: PKG
CHECKED BY: