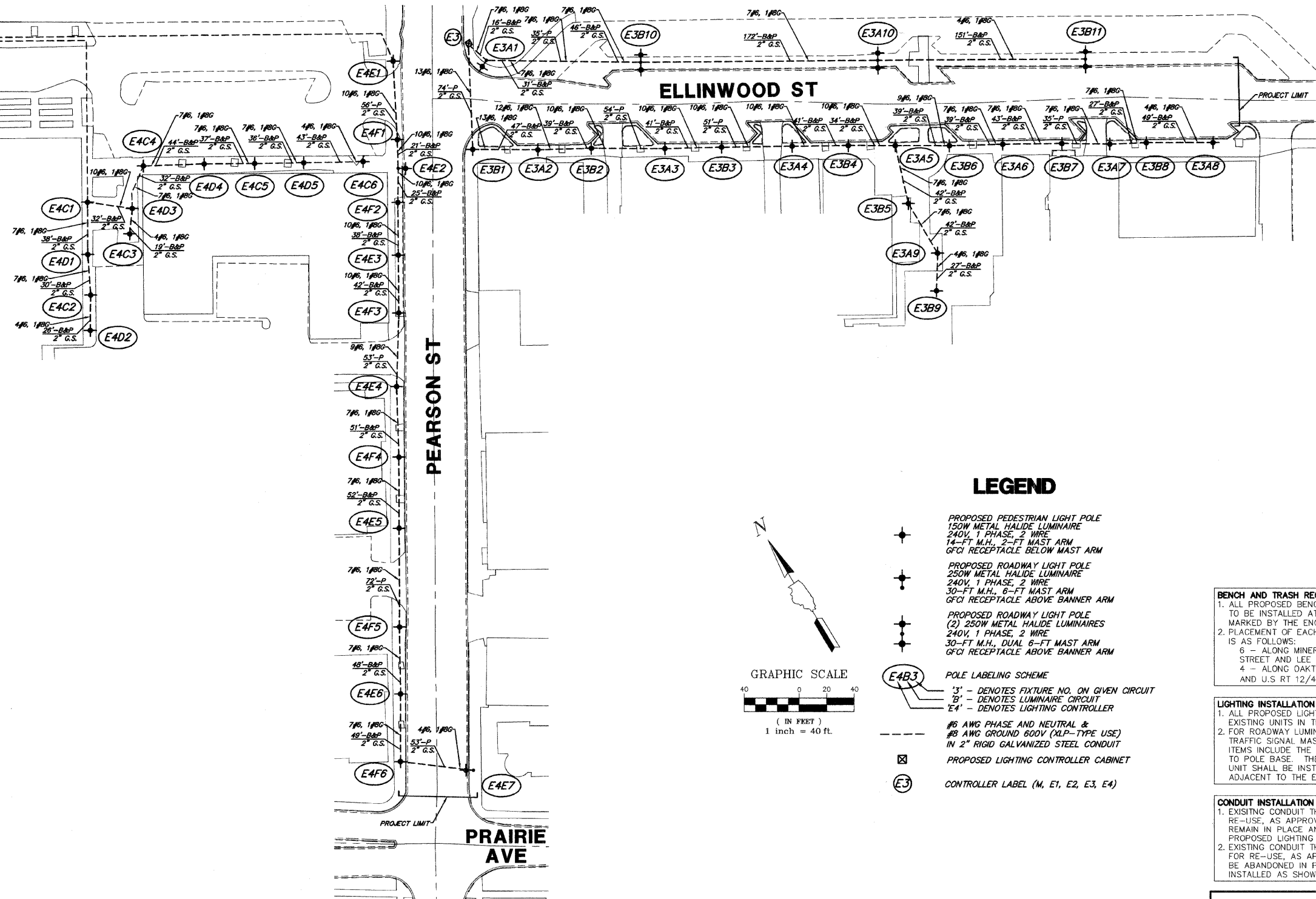
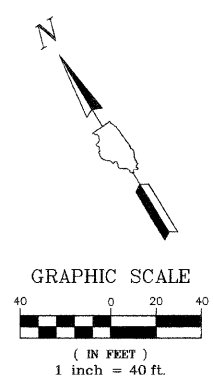









MATCHLINE B - SEE SHEET 6



LEGEND



- 
 PROPOSED PEDESTRIAN LIGHT POLE
 150W METAL HALIDE LUMINAIRE
 240V, 1 PHASE, 2 WIRE
 14'-FT M.H., 2'-FT MAST ARM
 GFCI RECEPTACLE BELOW MAST ARM
- 
 PROPOSED ROADWAY LIGHT POLE
 250W METAL HALIDE LUMINAIRE
 240V, 1 PHASE, 2 WIRE
 30'-FT M.H., 6'-FT MAST ARM
 GFCI RECEPTACLE ABOVE BANNER ARM
- 
 PROPOSED ROADWAY LIGHT POLE
 (2) 250W METAL HALIDE LUMINAIRES
 240V, 1 PHASE, 2 WIRE
 30'-FT M.H., DUAL 6'-FT MAST ARM
 GFCI RECEPTACLE ABOVE BANNER ARM
- 
 POLE LABELING SCHEME
 '3' - DENOTES FIXTURE NO. ON GIVEN CIRCUIT
 'B' - DENOTES LUMINAIRE CIRCUIT
 'E4' - DENOTES LIGHTING CONTROLLER
- 
 #6 AWG PHASE AND NEUTRAL &
 #8 AWG GROUND 600V (XLP-TYPE USE)
 IN 2" RIGID GALVANIZED STEEL CONDUIT
- 
 PROPOSED LIGHTING CONTROLLER CABINET
- 
 CONTROLLER LABEL (M, E1, E2, E3, E4)

BENCH AND TRASH RECEPTACLE INSTALLATION NOTES:

- ALL PROPOSED BENCHES AND TRASH RECEPTACLES ARE TO BE INSTALLED AT LOCATIONS DESIGNATED AND MARKED BY THE ENGINEER.
- PLACEMENT OF EACH BENCH AND TRASH RECEPTACLE IS AS FOLLOWS:
 6 - ALONG MINER STREET BETWEEN PEARSON STREET AND LEE STREET
 4 - ALONG OAKTON STREET BETWEEN WHITE STREET AND U.S RT 12/45 (LEE STREET/MANNHEIM ROAD)

LIGHTING INSTALLATION NOTES:

- ALL PROPOSED LIGHTING UNITS ARE REPLACEMENTS OF EXISTING UNITS IN THE SAME OR NEARBY LOCATION.
- FOR ROADWAY LUMINAIRES MOUNTED ON COMBINATION TRAFFIC SIGNAL MAST ARM ASSEMBLIES, REMOVAL ITEMS INCLUDE THE LUMINAIRE, MAST ARM AND WIRING TO POLE BASE. THE PROPOSED REPLACEMENT LIGHTING UNIT SHALL BE INSTALLED AS A SEPARATE POLE ADJACENT TO THE EXISTING TRAFFIC SIGNAL ASSEMBLY.

CONDUIT INSTALLATION NOTES:

- EXISTING CONDUIT THAT IS IN SUITABLE CONDITION FOR RE-USE, AS APPROVED BY THE ENGINEER, SHALL REMAIN IN PLACE AND BECOME PART OF THE PROPOSED LIGHTING SYSTEM INSTALLATION.
- EXISTING CONDUIT THAT IS NOT IN SUITABLE CONDITION FOR RE-USE, AS APPROVED BY THE ENGINEER, SHALL BE ABANDONED IN PLACE, AND NEW CONDUIT SHALL BE INSTALLED AS SHOWN ON THE PLANS.

PLANS PREPARED BY:
GEWALT HAMILTON
 ASSOCIATES, INC.
 Consulting Engineers & Surveyors
 650 Forest Ridge Drive
 Vernon Hills, IL 60061
 (847) 478-9700
 (847) 478-9701 Fax

REVISIONS	
NAME	DATE

ILLINOIS DEPARTMENT OF TRANSPORTATION
LIGHTING PLAN (4 OF 4)

**DES PLAINES LIGHTING IMPROVEMENTS
 AND STREETSCAPE
 DES PLAINES, ILLINOIS**

SCALE: 1"=40'
 DATE: 8-14-2009

DRAWN BY: DRS
 DESIGNED BY: AJP
 CHECKED BY: BLS