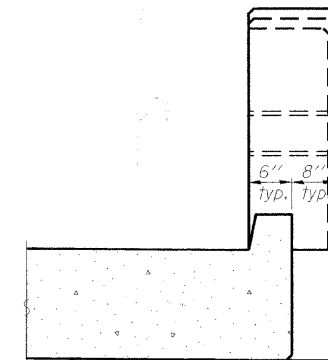
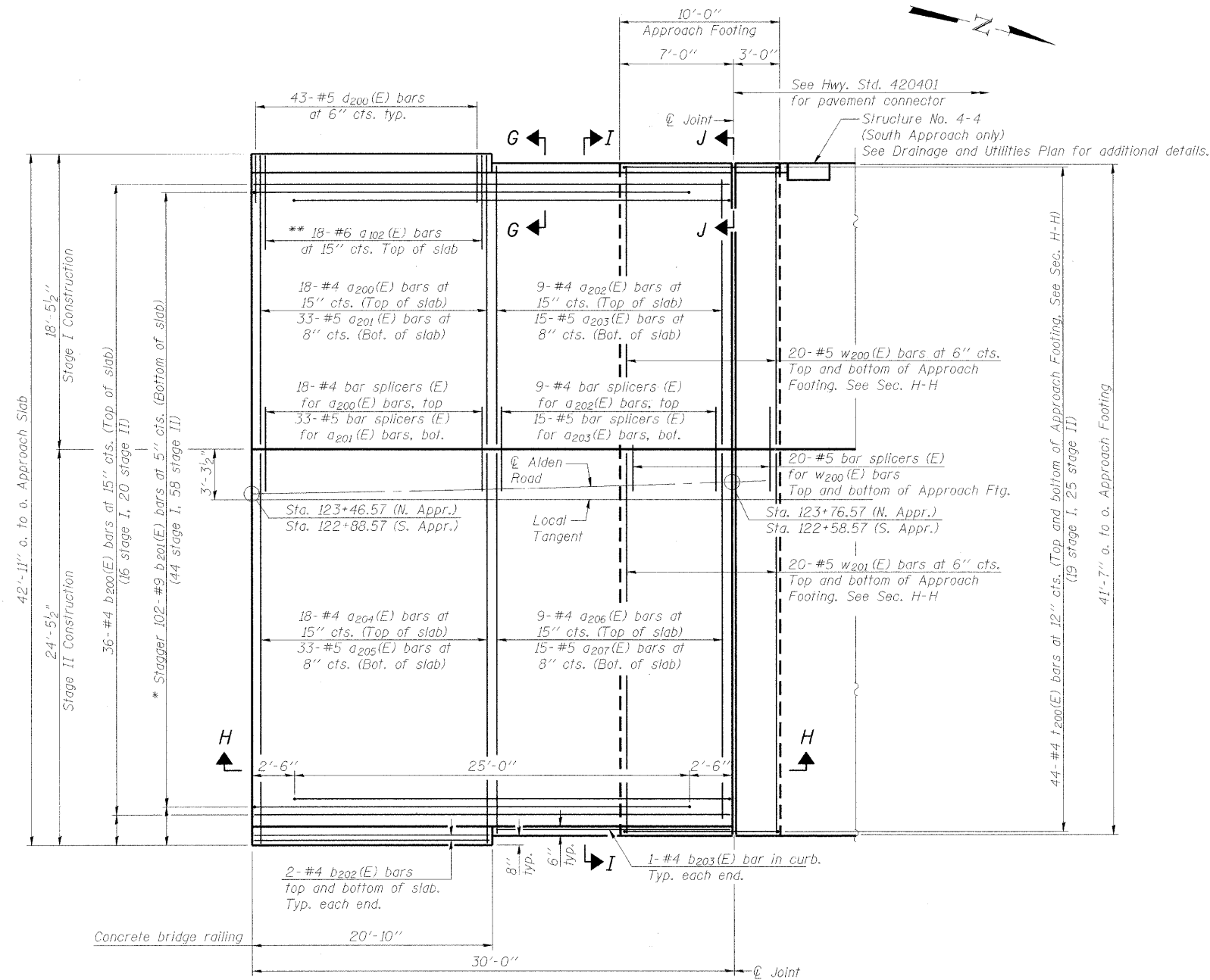
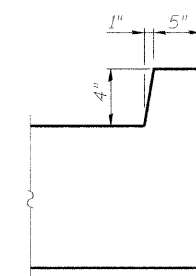


STATE OF ILLINOIS
DEPARTMENT OF TRANSPORTATION

Notes:
See sheet 14 of 22 for Sections H-H & I-I.
a₂₀₀(E), a₂₀₁(E), a₂₀₂(E), a₂₀₃(E),
a₂₀₄(E), a₂₀₅(E), a₂₀₆(E), a₂₀₇(E), w₂₀₀(E), and w₂₀₁(E)
bar spacings measured perpendicular to ϕ Local Tangent.
See sheet 11 of 22 for Concrete Railing Reinforcement.



SECTION G-G



SECTION J-J

PLAN

(North approach shown. South approach similar)

- * Tilt #9 b₂₀₁(E) bars as required to maintain clearance.
- ** Lap with a₂₀₀(E) or a₂₀₄(E) bars, typ. each parapet.

DESIGNED	LAN
CHECKED	MDS
DRAWN	LAN
CHECKED	MDS

TranSystems
1051 Perimeter Drive, Suite 1025
Schaumburg, IL 60173-5058
Phone: (847) 605-9600
Fax: (847) 605-9610

SHEET NO. 13	F.A.S. RTE.	SECTION	COUNTY	TOTAL SHEETS	SHEET NO.
	0026	02-00269-00-BR	McHENRY	153	105
22 SHEETS	CONTRACT NO. 63212				
FED. ROAD DIST. NO.		ILLINOIS FED. AID PROJECT			

(Sheet 1 of 2)
BRIDGE APPROACH SLAB DETAILS
STRUCTURE NO. 056-3174

lanelson
5/28/2009 8:58:13 PM - g:\ch04\0083\STRUCT\01\slab\slab.dwg