STATE OF ILLINOIS
DEPARTMENT OF TRANSPORTATION

* Epoxy grout s(E) bars in 9'' min. drilled holes according to Section 584 of the Standard Specifications. All grouted bars shall have 4'' cl. to the edge of existing concrete.

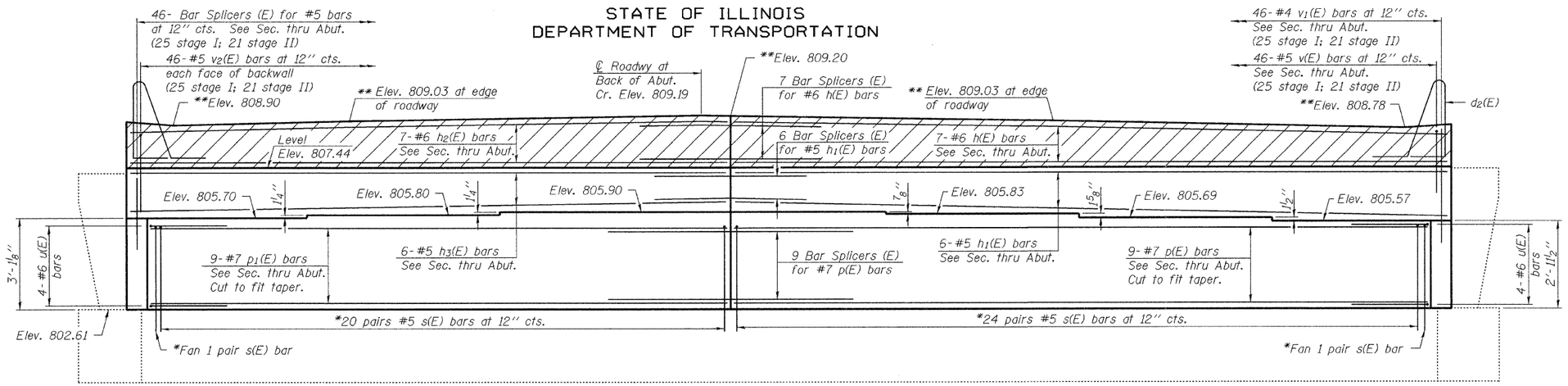

ELEVATION

** Elevations are taken at front face of backwall.

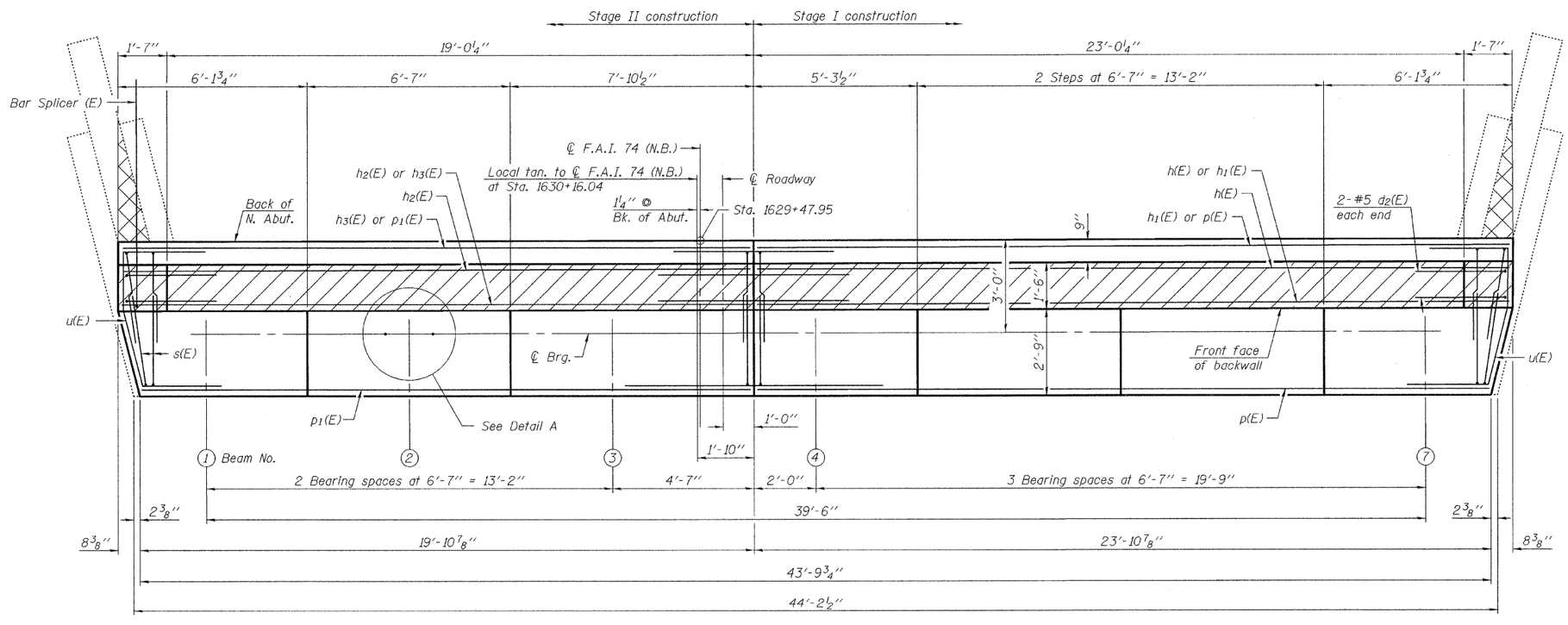

PLAN

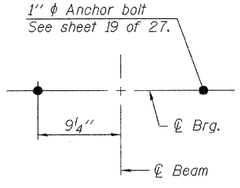

DETAIL A

Notes:
Hatched area to be poured after superstructure false work has been removed. Quantity of concrete included with Concrete Superstructure.
Cross-hatched area indicates location of 1'' PJF at top of remaining wingwalls. See wingwall elevations on sheet 23 of 27.
Space reinforcement in cap to miss anchor bolts.
Pour steps monolithically with cap.
p(E) and p1(E) bars may need to be cut to maintain minimum clearance.

DESIGNED	Michael D. Rolape
CHECKED	Nicholas R. Barnett
DRAWN	Michael B. Mossman
CHECKED	M.D.R./N.R.B./G.R.A.

September 29, 2009
EXAMINED Thomas J. Domagalski
ENGINEER OF BRIDGE DESIGN
PASSED Ralph E. Anderson
ENGINEER OF BRIDGES AND STRUCTURES

NORTH ABUTMENT
STRUCTURE NO. 037-0018 (N.B.)

SHEET NO. 22	F.A.I. RTE.	SECTION	COUNTY	TOTAL SHEETS	SHEET NO.
27 SHEETS	74	37-4HB-1	HENRY	148	115
			CONTRACT NO. 64264		
		ILLINOIS	FED. AID PROJECT		

0376018-64264.dgn 09/29/2009 9:37:10 AM