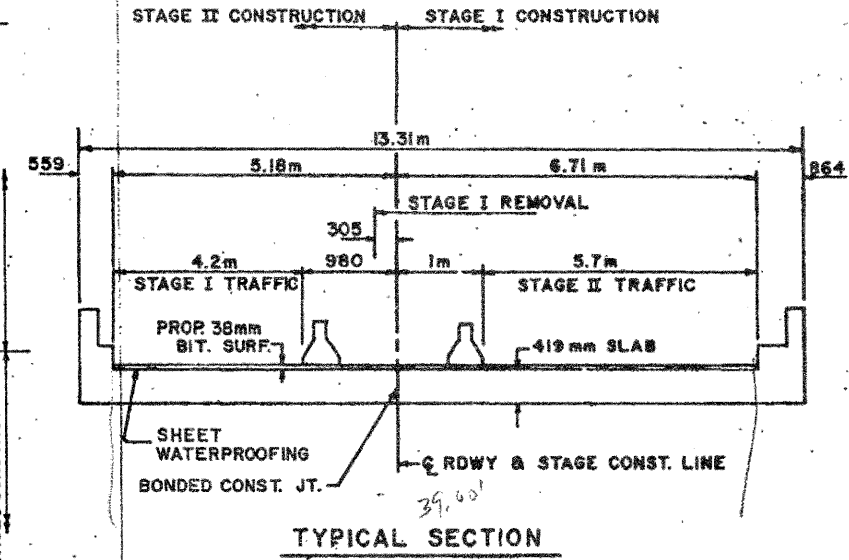
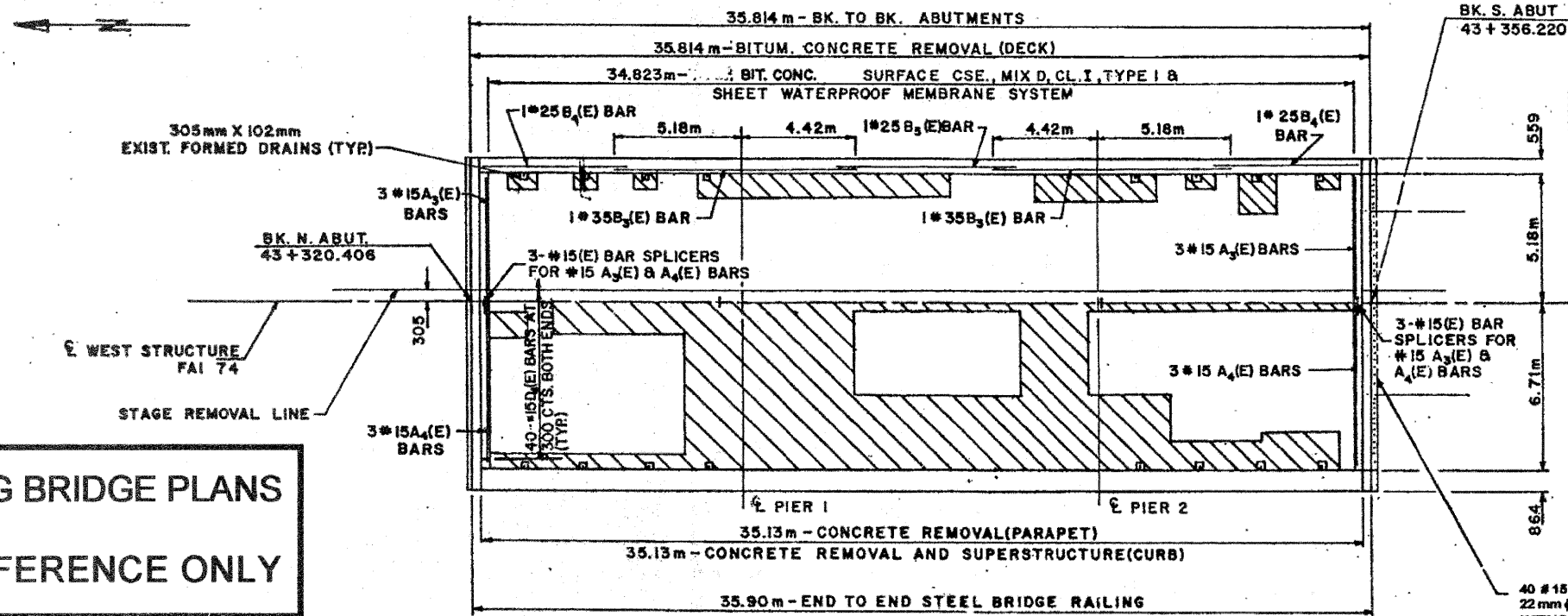


NOTE: EXISTING FORMED DRAINS TO BE FILLED WITH SUPERSTRUCTURE CONCRETE. COST TO BE PAID AS SQ. METER, INCLUDED IN DECK SLAB REPAIR (PARTIAL). BONDING AGENT REQUIRED IN ALL FORMED DRAIN OPENINGS.

☒ - DECK SLAB REPAIR (PARTIAL DEPTH)

ROUTE NO.	DIST.	COUNTY	TOTAL SHEETS	SHEET NO.
FAI 74	2	HENRY	149	105
FED. ROAD DIST. NO. 7 ILLINOIS PROJECT				

☒ (37-3)RS-1, (37-4)RS & 37-4B-D
SHEET NO. 2
6 SHEETS



EXISTING BRIDGE PLANS FOR REFERENCE ONLY

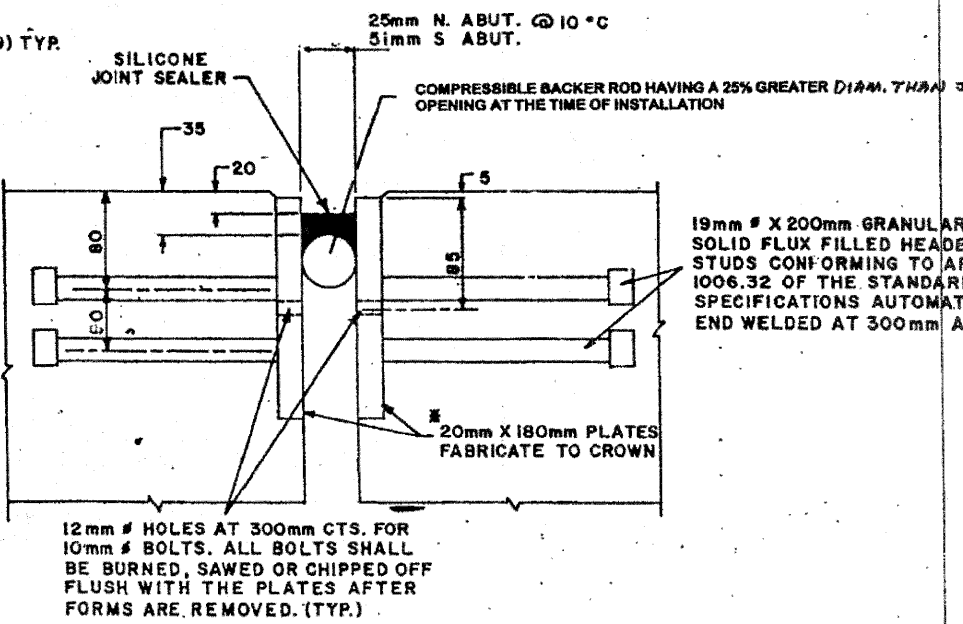
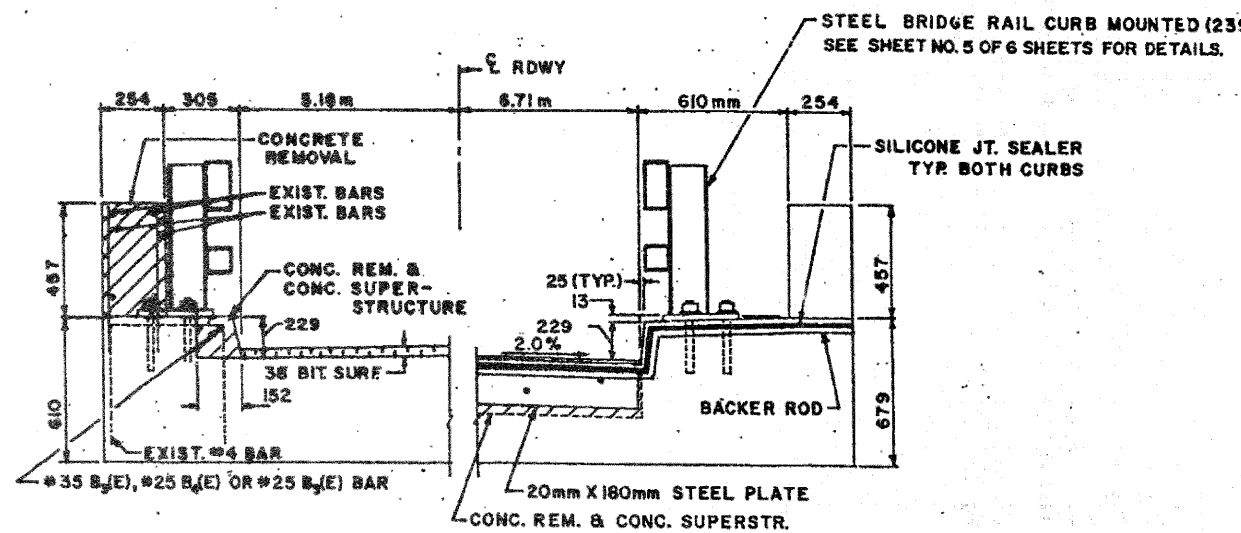
NOTE: LOCATIONS OF DECK REPAIRS ARE ESTIMATED. ACTUAL DECK REPAIRS TO BE SHOWN BY FIELD ENGINEER FOR AS-BUILT PLANS.

40 #15 (E) BARS AT 305mm CTS. EPOXY GROUTED IN 22mm ϕ X 229mm MIN. DRILLED HOLES. THE GROUT AND METHOD OF APPLICATION SHALL BE APPROVED BY THE DEPT. COST SHALL BE INCLUDED IN THE COST OF REINFORCEMENT BARS, EPOXY COATED (TYP. BOTH ABUTS.)

BILL OF MATERIALS

BAR	No.	SIZE	LENGTH	SHAPE
A ₃ (E)	6	#15	5.1	
A ₄ (E)	6	#15	6.63	
B ₃ (E)	2	#35	9.6	
B ₄ (E)	2	#25	7.01	
B ₅ (E)	1	#25	5.79	
D ₄ (E)	80	#15	0.381	
V ₆ (E)	80	#15	0.6	

ITEM	UNIT	QUANTITY
CONCRETE REMOVAL	Cu. M.	11.67
CONCRETE SUPERSTRUCTURE	Cu. M.	3.7
REINFORCEMENT BARS, EPOXY CTD.	Kg.	461
POLYBIT. CONC. SURF. CSE, MIX D, CL I, TYPE I	M. Ton	50
BITUMINOUS CONC. REMOVAL (DECK)	Sq. M.	426
SHEET WATERPROOFING MEMBRANE	Sq. M.	414
DECK SLAB REPAIR (PARTIAL)	Sq. M.	125
DECK SLAB REPAIR (FULL DEPTH, TYPE 1)	Sq. M.	5
DECK SLAB REPAIR (FULL DEPTH, TYPE 2)	Sq. M.	5
STEEL BRIDGE RAIL	M.	71.8
SILICONE JOINT SEALER	M.	27.5



* FURNISH IN SEGMENTS OF 6m MAXIMUM LENGTH. MAX. SPACING BETWEEN INSTALLED SEGMENTS SHALL BE 5mm. SEAL SPACES WITH SILICONE SEALANT SUITABLE FOR STRUCTURAL STEEL. NO FIELD PAINT REQUIRED.

TYPICAL HALF SECTION THRU DECK

TYPICAL HALF SECTION AT ABUT.

JOINT DETAILS

S.N. 037-0015
DISTRICT NO. 2 DIXON
DESIGNED M. ETEMADI
DRAWN D. LINK
CHECKED
DATE 8/97
SCALE

REVISED 11-20-97

FILE NAME =	USER NAME = perkinsdr	DESIGNED -	REVISED -
ca:\pr_work\MPWIDOT\PERKINS\DR\dms36777\dms36777-00298-01-dt-detailed.dgn		DRAWN -	REVISED -
PLOT SCALE = 50.0000 / IN.		CHECKED -	REVISED -
PLOT DATE = Wed Aug 05 07:35:12 2009		DATE -	REVISED -

STATE OF ILLINOIS
DEPARTMENT OF TRANSPORTATION

EXISTING BRIDGE PLANS
(FOR REFERENCE ONLY)

SCALE:	SHEET NO.	SHEETS	STA.	TO STA.
--------	-----------	--------	------	---------

F.A.I. RTE.	SECTION	COUNTY	TOTAL SHEETS	SHEET NO.
74	37-(4)HB, 4HB-1, 4HB-2JD	HENRY	148	122
				CONTRACT NO. 64264
(ILLINOIS) FED. AID PROJECT				