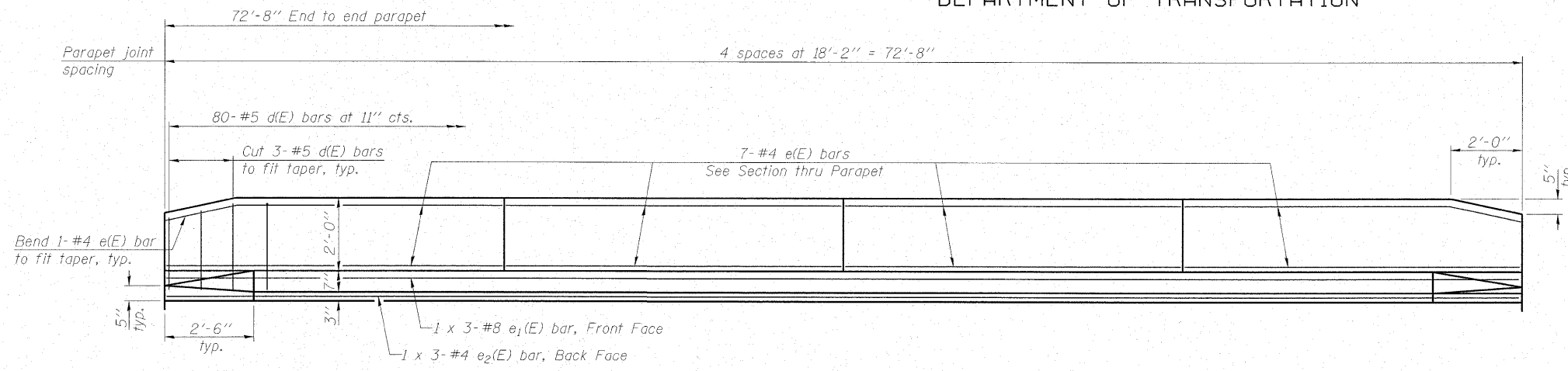


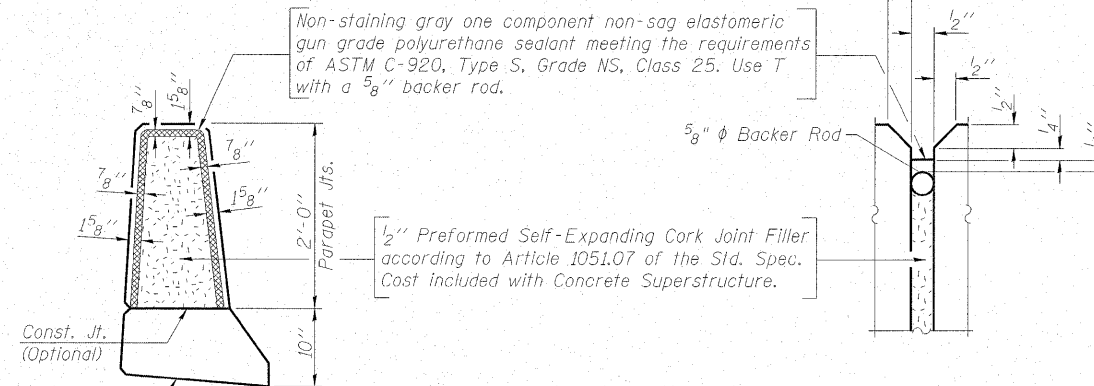
STATE OF ILLINOIS
DEPARTMENT OF TRANSPORTATION



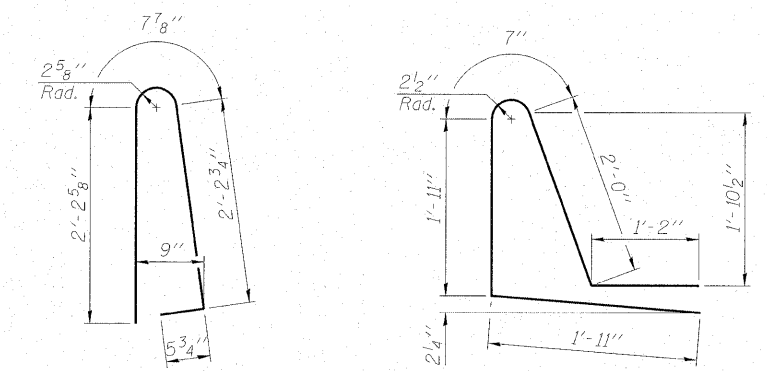
INSIDE ELEVATION OF PARAPET

MINIMUM BAR LAP

(Parapet)
#4 bar = 1'-4"
#8 bar = 3'-5"

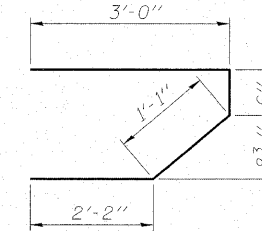


PARAPET JOINT DETAILS

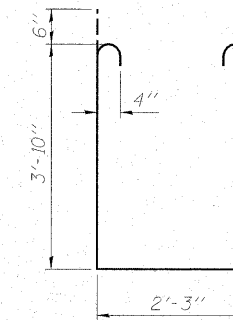


BAR d(E)

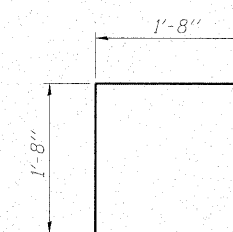
BAR d1(E)



BAR s(E)



BAR s1(E)



BAR v(E)

SUPERSTRUCTURE
BILL OF MATERIAL

Bar	No.	Size	Length	Shape
a(E)	134	#5	20'-1"	—
a1(E)	134	#5	22'-1"	—
a2(E)	92	#5	19'-6"	—
a3(E)	92	#5	21'-6"	—
a4(E)	268	#6	6'-0"	—
a5(E)	4	#5	20'-9"	—
a6(E)	4	#5	22'-9"	—
b(E)	138	#5	25'-3"	—
b1(E)	144	#5	19'-5"	—
d(E)	160	#5	5'-7"	U
d1(E)	160	#5	7'-7"	U
e(E)	56	#4	17'-10"	—
e1(E)	6	#8	26'-5"	—
e2(E)	6	#4	25'-1"	—
m(E)	4	#6	19'-11"	—
m1(E)	4	#6	22'-0"	—
m2(E)	6	#6	20'-10"	—
m3(E)	6	#6	22'-11"	—
m4(E)	24	#6	9'-6"	—
m5(E)	8	#6	5'-5"	—
m6(E)	4	#6	1'-10"	—
m7(E)	2	#6	1'-6"	—
m8(E)	2	#6	3'-7"	—
s(E)	92	#5	6'-9"	U
s1(E)	72	#4	10'-11"	U
v(E)	84	#5	3'-4"	T
Reinforcement Bars, Epoxy Coated		Pound	24910	
Concrete Superstructure		Cu. Yds.	130.3	

Bars indicated thus 1 x 3-#5 etc. indicates 1 line of bars with 3 lengths per line.

SUPERSTRUCTURE DETAILS

IL RTE. 2 WB OVER UNNAMED TRIBUTARY TO THE ROCK RIVER
STATION 115+16.00

SHEET NO.	F.A.P. RTE.	SECTION	COUNTY	TOTAL SHEETS	SHEET NO.
10	561	31-1BR-2	LEE	92	63
20 SHEETS		STRUCTURE NO. 052-0079		CONTRACT NO. 64B05	
FED. ROAD DIST. NO. ILLINOIS FED. AID PROJECT					



DESIGNED - JAE
CHECKED - KEF
DRAWN - SGM
CHECKED - RJA/KEF

SECTION THRU PARAPET