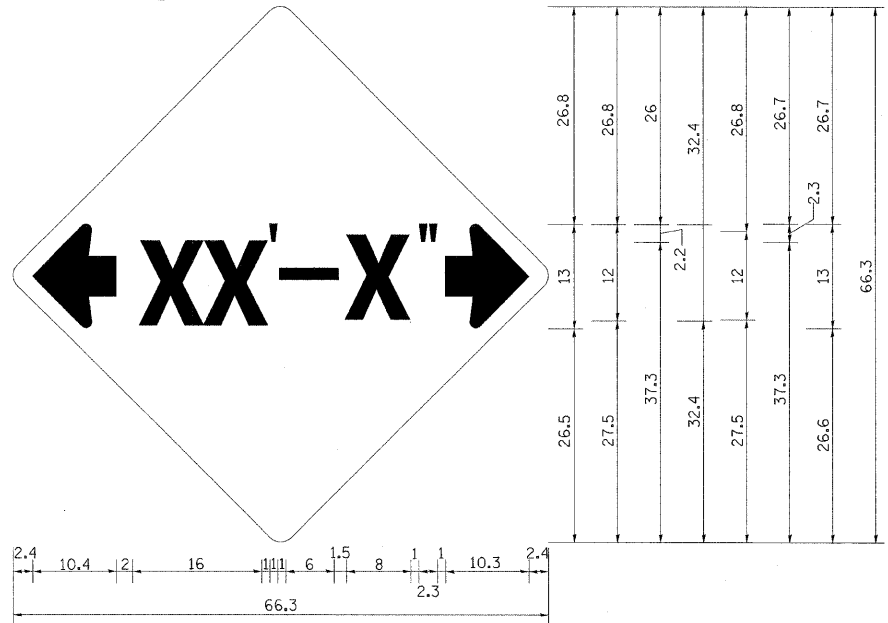
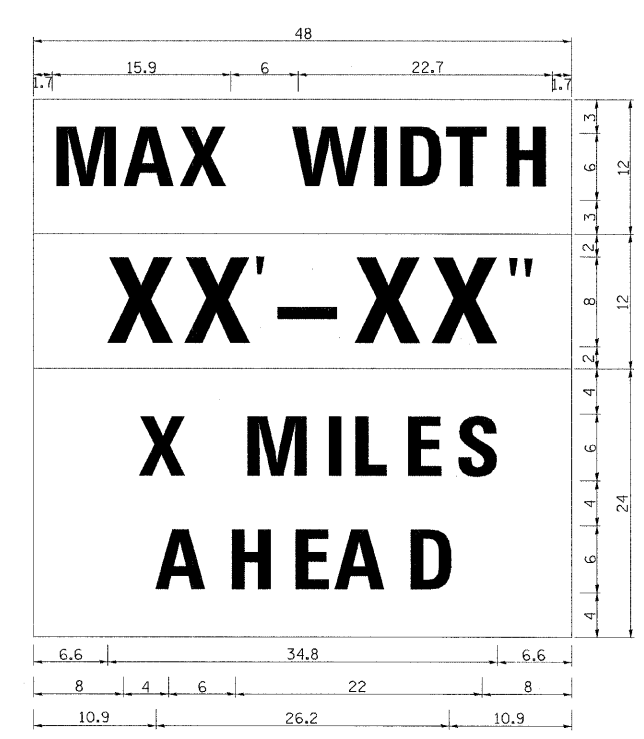


INFORMATIONAL WARNING SIGN (FOR NARROW TRAVEL LANES)



NOTES
 W12-2 - Horizontal Clearance Sign
 48.0" across sides, 1.9" Radius,
 0.8" Border, 0.5" Indent, Black on
 Orange; Standard Arrow Custom
 10.4" X 8.1" 180° Black 11 Inch
 D Series Lettering; Standard Arrow
 Custom 10.4" X 8.1" 0°



W12-I103 (Width Is 8D);
 No border, Black on White;
 [MAX WIDTH] D;

 No border, Black on Orange;
 [XX'-XX''] D;

 No border, Black on White;
 [X MILES] D; [AHEAD] D;

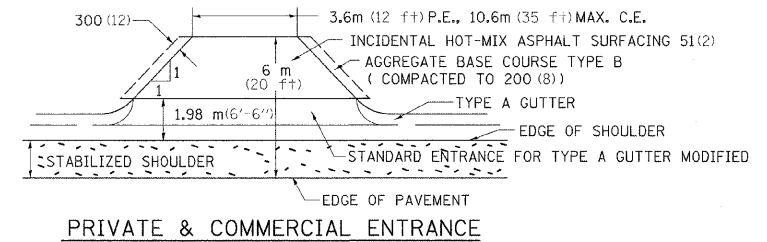
All work to furnish and install these signs shall be included in the cost of the Traffic Control Standards and shall not be paid for separately.

ALL DIMENSIONS ARE IN INCHES UNLESS OTHERWISE NOTED.

REVISED - 1-9-08

INFORMATIONAL WARNING SIGNS (FOR NARROW TRAVEL LANES) 39.2

STANDARD ENTRANCES FOR TYPE A GUTTER, MODIFIED

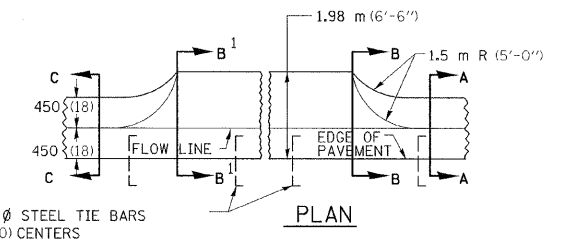


NOTE:
 REFER TO IDOT STANDARD 606101-04 FOR LATEST DRIVEWAY OUTLET STANDARD PLAN DIMENSIONS.

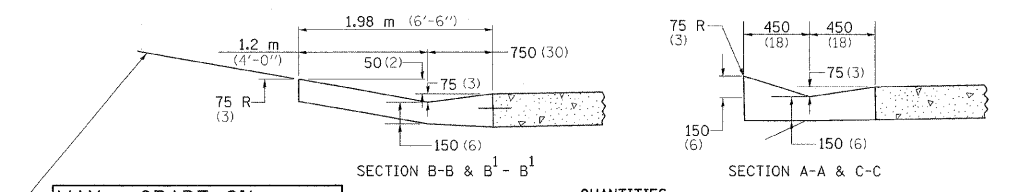
PRIVATE & COMMERCIAL ENTRANCE

NOTE:
 THE GUTTER ENTRANCE WILL BE PAID FOR AT THE CONTRACT UNIT PRICE PER CUBIC METER (CUBIC YARD) FOR CLASS SI CONCRETE (OUTLETS), WHICH PRICE SHALL INCLUDE THE COST OF TIE BARS.

STANDARD ENTRANCE FOR TYPE A GUTTER MODIFIED

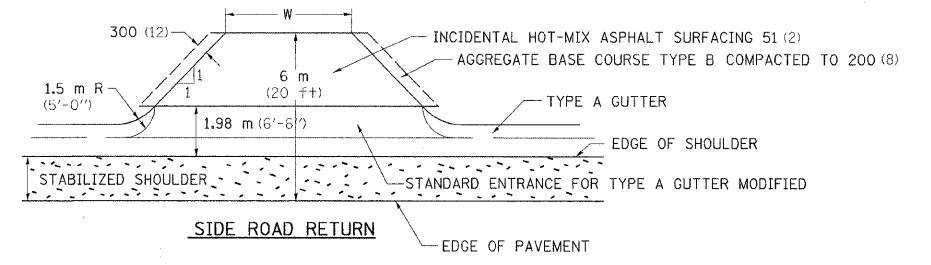


12.5 (1/2") Ø STEEL TIE BARS @ 1350 (30) CENTERS

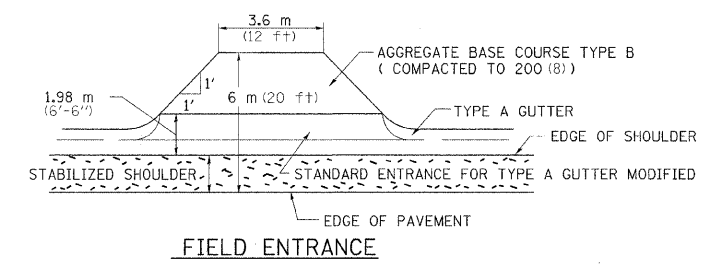


MAX. GRADE 6% FOR FIRST 6 m (20 ft)

-QUANTITIES-
 SECTION B-B TO B'-B' = 0.33 m³/m (0.13 CU. YD. PER LINEAL FOOT)
 SECTION C-C TO B'-B' + B-B TO A-A = 0.65 m³ (0.85 CU. YD.)



SIDE ROAD RETURN



FIELD ENTRANCE

ALL DIMENSIONS ARE IN MILLIMETERS (INCHES) UNLESS OTHERWISE NOTED.

REVISED - 1-10-08

STANDARD ENTRANCES FOR TYPE A GUTTER, MODIFIED 42.2

REVISED -	REGION 2 / DISTRICT 2 STANDARD				F.A. RTE.	SECTION	COUNTY	TOTAL SHEETS	SHEET NO.
REVISED -								112	87
REVISED -					CONTRACT NO.				
REVISED -	SCALE: 1:00000 ' / IN. SHEET NO. OF SHEETS STA. TO STA.				FED. ROAD DIST. NO. ILLINOIS FED. AID PROJECT				

PLOT DATE = 8/6/2009