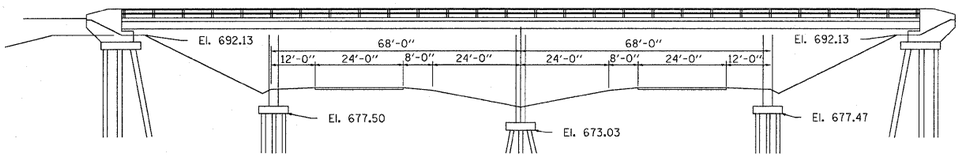

ELEVATION

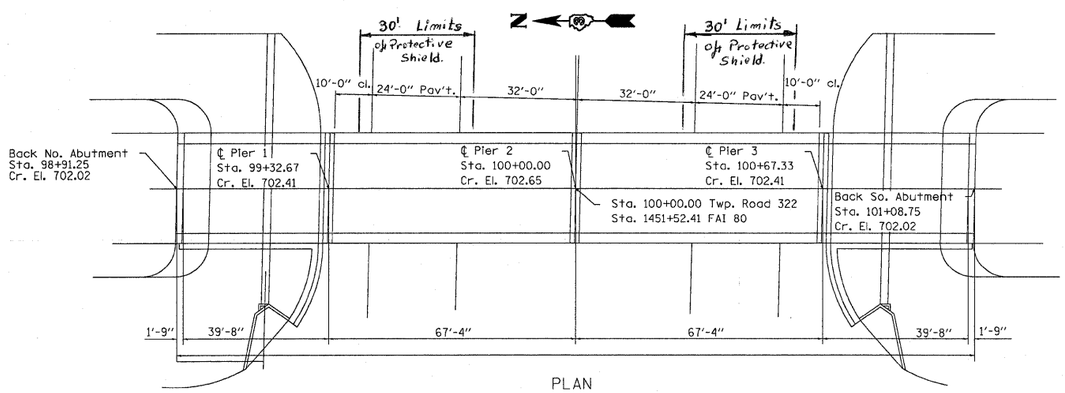

PLAN

PROPOSED SCOPE

1. Deck slab Repair
2. Formed Concrete Repair on North Pier
3. Fill gap between abutment and slopewall with CLSM
4. Plug deck drains within 10' of substructure units

GENERAL NOTES

Plan dimensions and details relative to existing plans are subject to nominal construction variations. The Contractor shall field verify existing dimensions and details affecting new construction and make necessary approved adjustments prior to construction or ordering of materials. Such variations shall not be cause for additional compensation for a change in scope of the work, however, the Contractor will be paid for the quantity actually furnished at the unit price bid for the work.

TOTAL BILL OF MATERIAL

ITEM	UNIT	SUPER	SUB	TOTAL
DECK SLAB REPAIR (PARTIAL DEPTH)	SQ YD	17.20		17.20
STRUCTURAL REPAIR OF CONCRETE (≤5")	SQ FT		3.0	3.0
PLUG EXISTING DECK DRAINS	EACH	8		8
CONTROL LOW-STRENGTH MATERIAL	CU YD		1	1
PROTECTIVE SHIELD	SQ. YD.	160		160

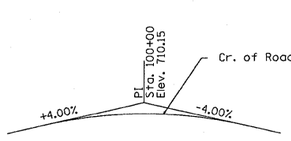

PROFILE T.R. 322

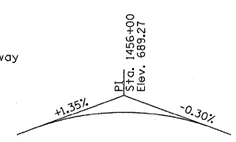

PROFILE F.A.I. 57

DESIGN STRESSES

F'c = 1400 psi
Vc = 75 psi
fs = 20,000 psi (Reinf)
fs = 18,000 psi (Struct)
n = 10

CURVE DATA (F.A.I.)

Δ 1°-00'-31"
D 0°-10'-00"
R 34377.48
T 2145.86
L 4286.17

STATE OF ILLINOIS
KALVIN E. ANDERSON
081-004625
LICENSED STRUCTURAL ENGINEER
SPRINGFIELD

Expires Nov. 30, 2010

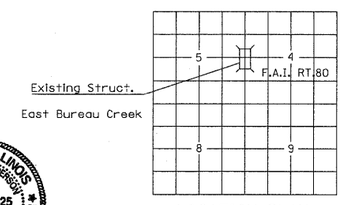

LOCATION PLAN

GENERAL PLAN & ELEVATION
T.R. 322 OVER FAI 80
STA. 1451+52.41
FAI RT.80 PROJECT I-80-2(18) 50
SECTION 05-6 HB-1 BUREAU COUNTY

**06-[7BR&BR-1,7VB-M,6BR&6,7 RS-1 & I]

FILE NAME = c:\pw_work\pwidot\braboypc\d0112640\d366908-sht-details.DGN	USER NAME = braboypo	DESIGNED - ___	REVISED - ___
		DRAWN - ___	REVISED - ___
	PLOT SCALE = 50.7353 ' / IN.	CHECKED - ___	REVISED - ___
	PLOT DATE = Sep 07, 2009 - 01:48:47 PM	DATE - _____	REVISED - ___

STATE OF ILLINOIS
DEPARTMENT OF TRANSPORTATION

BRIDGE REPAIR PLANS SN 006-0127

SCALE: _____ SHEET NO. __ OF ___ SHEETS STA. _____ TO STA. _____

F.A. RTE.	SECTION	COUNTY	TOTAL SHEETS	SHEET NO.
I-80	**	BUREAU	344	238
		CONTRACT NO. 66908		
		ILLINOIS FED. AID PROJECT		