

G20-1103(0)-3660

END WORK ZONE SPEED LIMIT

SEE TRAFFIC CONTROL INTERSTATE ADVANCE OF LANE CLOSURE

1000' TAPER DEVICES AT 50' CTS.

500' TANGENT DEVICES AT 100' CTS.

100' TAPER DEVICES AT 25' CTS.

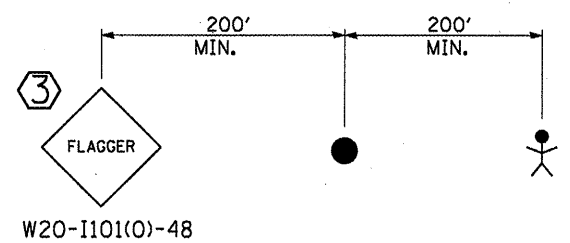
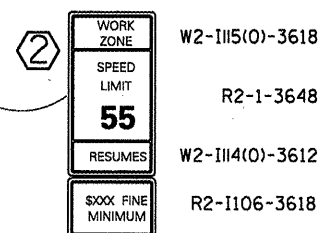
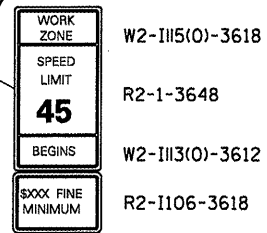
75' TANGENT

100' TANGENT

100' TAPER

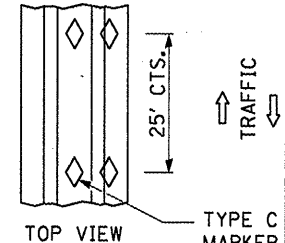
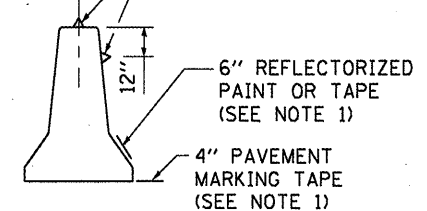
100'

NORTHBOUND LANE SHOWN
SOUTHBOUND LANE SIMILAR THRU 180°
ROTATION ABOUT CENTERLINE OF FAL57

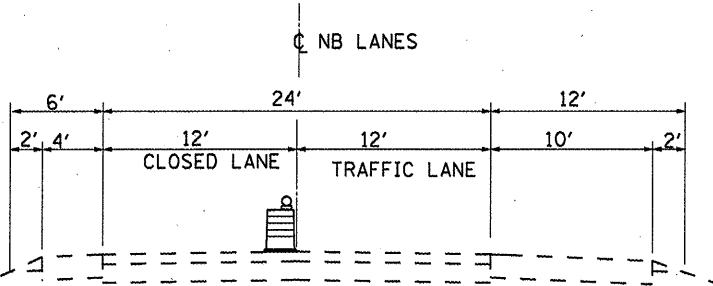


FLAGGER

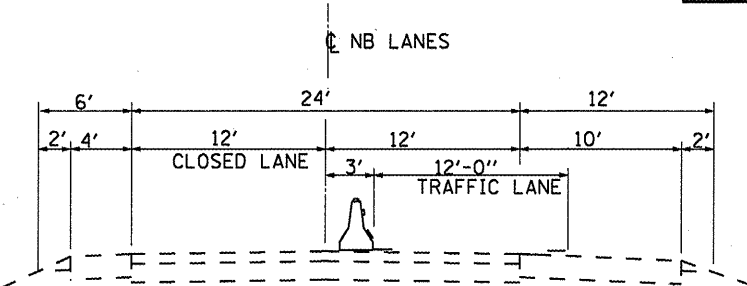
TYPE C MONODIRECTIONAL REFLECTORS ON TANGENT PORTION OF BARRIER AT 50' CTS.



TEMPORARY CONCRETE BARRIER



SECTION A-A



SECTION B-B

SYMBOLS

- ↑ ARROW BOARD
- ▨ WORK AREA
- ⊥ SIGN
- ◆ DIRECTIONAL INDICATOR BARRICADE WITH STEADY BURNING MONODIRECTIONAL LIGHT
- ⊥ TYPE II BARRICADE, DRUM OR VERTICAL BARRICADE WITH STEADY BURN MONODIRECTIONAL LIGHT
- ▬ TEMPORARY CONCRETE BARRIER
- ⊥ WORKER
- FLAGGER
- ◁ MONODIRECTIONAL BARRIER WALL/GUARDRAIL MARKER AT 25' CTS.
- ▨ IMPACT ATTENUATOR

- ① REFLECTORIZED TEMPORARY PAVEMENT MARKING TAPE SHALL BE PLACED THROUGHOUT THE TAPER(S) AND ALONGSIDE THE TANGENT SECTION(S) OF BARRIER. THE EDGE LINE SHALL BE WHITE FOR RIGHT LANE CLOSURE AND YELLOW FOR LEFT LANE CLOSURES. TEMPORARY PAVEMENT MARKING SHALL NOT BE PAID FOR ACCORDING TO ARTICLE 703.07 OF THE STANDARD SPECIFICATIONS.
- ② WORK ZONE SPEED LIMIT SIGNS SHALL REMAIN IN PLACE AND UNCOVERED FOR THE DURATION OF THE PROJECT.
- ③ FLAGGER AND FLAGGER SIGNS SHALL BE REQUIRED WHENEVER VEHICLES, EQUIPMENT, WORKERS OR THEIR ACTIVITIES ENCOACH ON THE LANE ADJACENT TO THE SHOULDER OR ON THE SHOULDER WITHIN 24" OF THE EDGE OF PAVEMENT AND WHENEVER TEMPORARY CONCRETE BARRIER IS NOT IN PLACE. FLAGGER AND FLAGGER SIGNS SHALL BE LOCATED AS DIRECTED BY THE ENGINEER.

GENERAL NOTES

THIS DETAIL IS USED WHERE AT ANY TIME ANY VEHICLE, EQUIPMENT, WORKERS OR THEIR ACTIVITIES WILL ENCOACH ON THE LANE ADJACENT TO THE SHOULDER, OR ON THE SHOULDER WITHIN 24" OF THE EDGE OF PAVEMENT WHEN EVER TEMPORARY CONCRETE BARRIER IS WARRANTED.

THIS DETAIL MUST ALWAYS BE USED IN COMBINATION WITH TRAFFIC CONTROL INTERSTATE - ADVANCE OF LANE CLOSURE.

THIS DETAIL ALSO APPLIES WHEN WORK IS BEING PERFORMED IN THE LEFT LANE. UNDER THESE CONDITIONS, THE SET-UP WOULD BE A MIRROR IMAGE OF WHAT IS SHOWN.