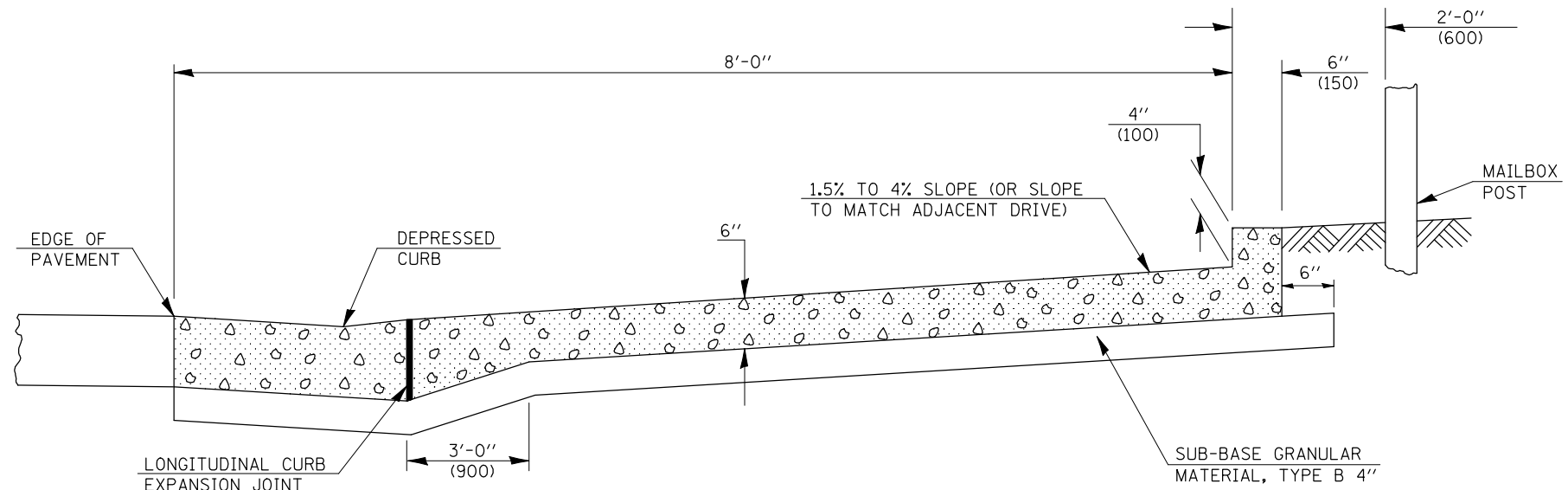
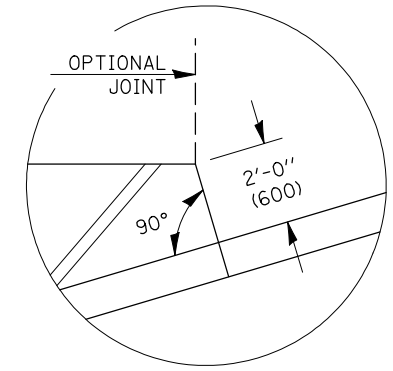
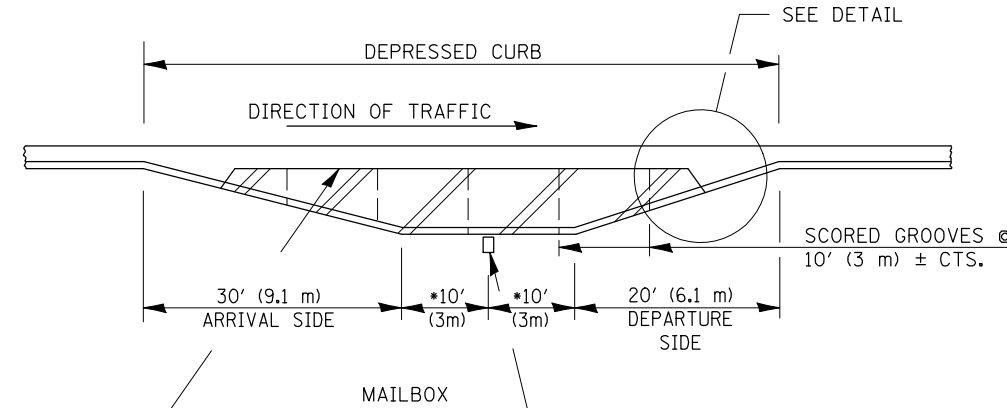


F.A.P. RTE.	SECTION	COUNTY	TOTAL SHEETS	SHEET NO.
808	.	**	715	312

• (205,57,105)RS-2
 ** CHAMPAIGN & DOUGLAS



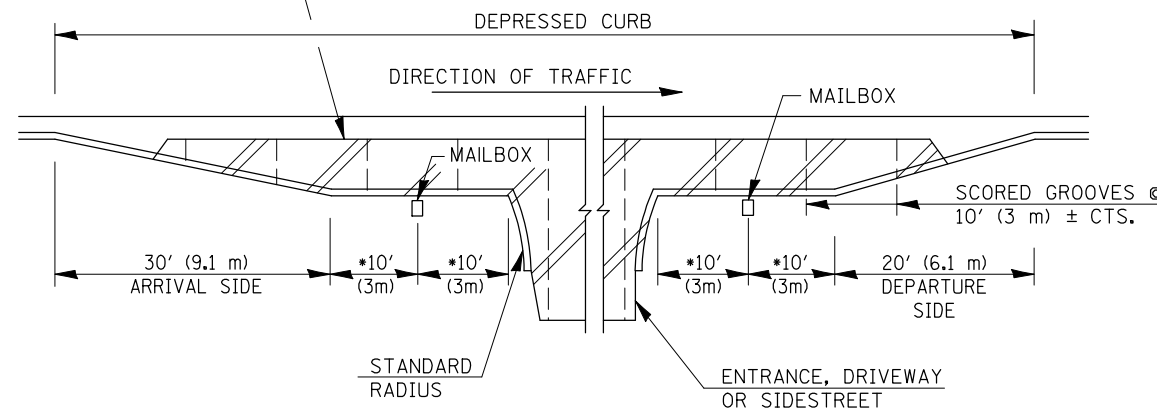
TYPICAL CROSS SECTION



TYPICAL CORNER DETAIL

LONGITUDINAL CURB EXPANSION JOINT

* IF MORE THAN ONE MAILBOX PRESENT, THIS DIMENSION FROM END BOX



TYPICAL INSTALLATIONS

GENERAL NOTES

1. THE LONGITUDINAL CURB EXPANSION JOINT SHALL CONFORM TO SECTION 1051 OF THE STANDARD SPECIFICATIONS.
2. THE MAILBOX TURNOUT CROSS SLOPE WILL BE AS SHOWN ABOVE, AS SHOWN ON THE STATION CROSS SECTIONS, OR AS DIRECTED BY THE ENGINEER.
3. THE MAILBOX TURNOUT SHALL BE CONSTRUCTED WITH SCORED GROOVES AT APPROXIMATELY 10' (3 m) CENTERS. IN THE EVENT THERE IS EXISTING OR PROPOSED SIDEWALK PRESENT, THESE SCORED GROOVES SHALL BE PLACED IN LINE WITH EVERY OTHER JOINT IN THE ADJACENT SIDEWALK.
4. THIS WORK WILL BE PAID FOR AT THE CONTRACT UNIT PRICE PER SQUARE YARD (m²) FOR P.C. CONCRETE DRIVEWAY PAVEMENT OF THE THICKNESS SPECIFIED IN THE PLANS WHICH PRICE SHALL INCLUDE THE LONGITUDINAL CURB EXPANSION JOINT, MONOLITHIC CURB AS SHOWN, SCORED GROOVES, AND THE ADDITIONAL THICKNESS REQUIRED ADJACENT TO THE DEPRESSED COMBINATION CONCRETE CURB AND NO ADDITIONAL COMPENSATION WILL BE ALLOWED.

Note: All dimensions are in INCHES (millimeters) unless otherwise shown.

DATE	REVISIONS	NAME
11/06	REPLACED DETAIL A-1.11	TJB

ILLINOIS DEPARTMENT OF TRANSPORTATION
**MAILBOX TURNOUT
 (URBAN IN CURB
 & GUTTER)**
DISTRICT 5 DETAIL NO. 42300CCC

PLOT DATE = 8/12/2009
 FILE NAME = c:\p\work\70623\ht-urban-details.dgn
 PLOT SCALE = 42,362% / IN.
 USER NAME = ceerlock,jd