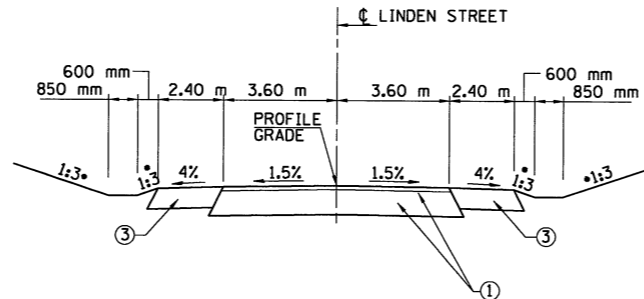


TYPICAL SECTION AT LINDEN STREET

STA. 1+055.000 - STA. 1+063.000
 •• STA. 1+063.000 - STA. 1+093.000
 •• STA. 1+133.000 - STA. 1+163.000
 STA. 1+163.000 - STA. 1+185.000
 STA. 1+280.000 - STA. 1+300.000

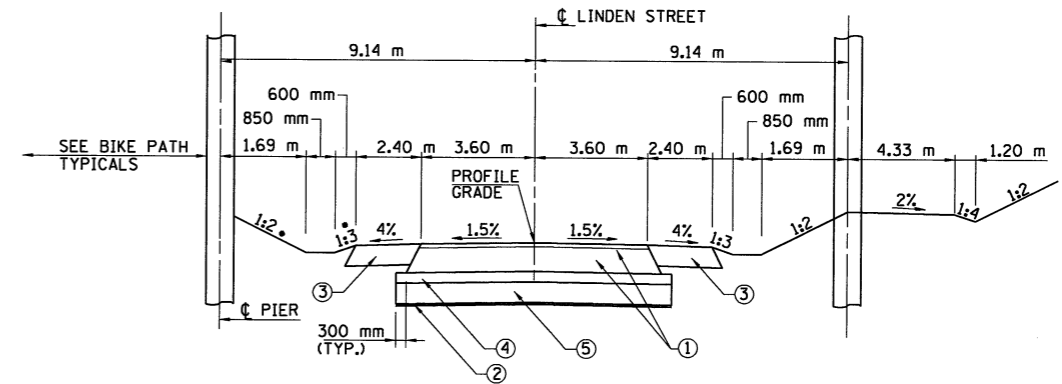
NOTE:

- VARIES SEE STATION CROSS SECTIONS
- TRANSITION 1:3 SIDE SLOPES TO MATCH EARTHWORK SLOPES UNDER BRIDGE



TYPICAL SECTION AT LINDEN STREET

STA. 0+980.000 - STA. 1+055.000
 STA. 1+185.000 - STA. 1+280.000
 STA. 1+300.000 - STA. 1+335.000

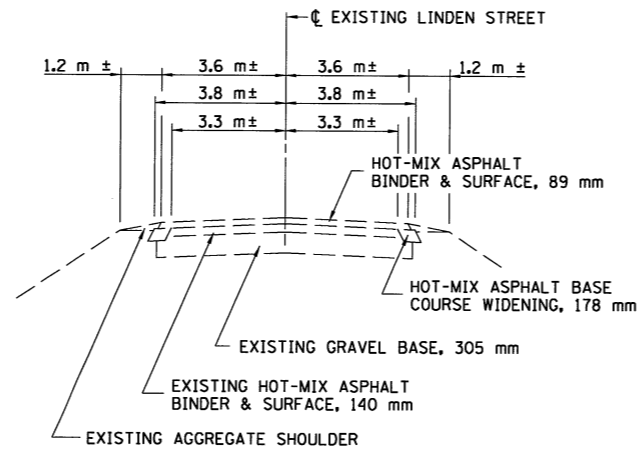


TYPICAL SECTION AT LINDEN STREET

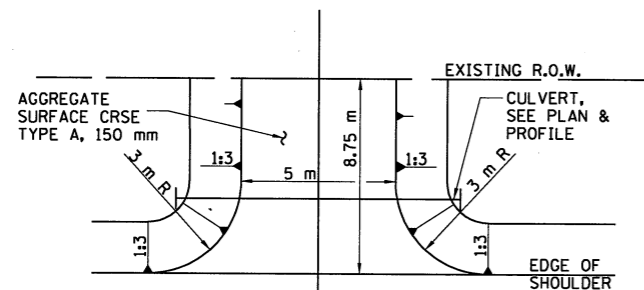
STA. 1+093.000 - STA. 1+133.000

LEGEND

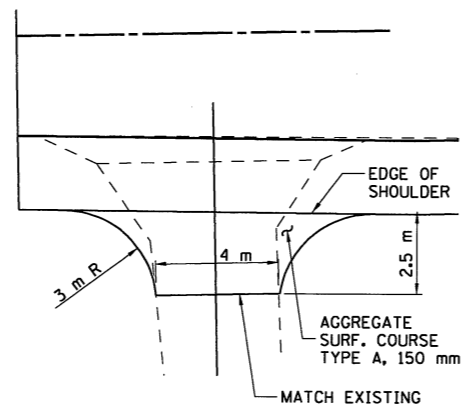
- ① HOT-MIX ASPHALT PAVEMENT (FULL DEPTH), 280 mm (INCLUDES 40 mm SURFACE COURSE AND 240 mm BINDER COURSE) SEE GENERAL NOTES FOR MIX TABLE.
- ② GEOTECH FABRIC FOR GROUND STABILIZATION
- ③ 200 mm HOT-MIX ASPHALT SHOULDERS (TOP 50 mm SHALL BE IL 9.5L MIX)
- ④ 150 mm SUBBASE GRANULAR MATERIAL TYPE A
- ⑤ 300 mm SUBBASE GRANULAR MATERIAL TYPE C



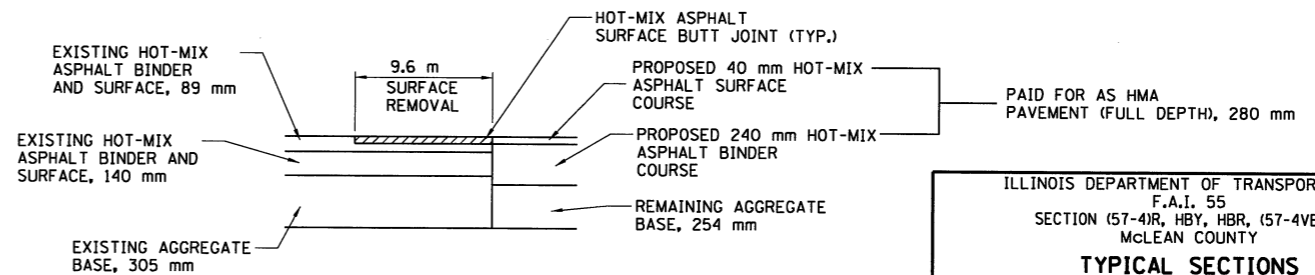
**LINDEN STREET
EXISTING TYPICAL TWO-LANE SECTION**



TYPICAL ENTRANCE DETAIL
LT. STA. 1+054 (LINDEN STREET)



FIELD ENTRANCE
RT. STA. 1+007.000



PAVEMENT TRANSITION DETAIL AT LINDEN STREET

STA. 0+970.400 TO STA. 0+980.000
 STA. 1+335.000 TO STA. 1+344.600

REVISIONS	
NAME	DATE

ILLINOIS DEPARTMENT OF TRANSPORTATION
 F.A.I. 55
 SECTION (57-4)R, HBY, HBR, (57-4)VBIDM
 MCLEAN COUNTY

**TYPICAL SECTIONS
LINDEN STREET**

JOB NO. 94S2063
 DATE 8/19/2009

6/19/2009
 LAYOUT
 DRANK
 REVIEWED