Notes: Pour steps monolithically with cap.

STATE OF ILLINOIS
DEPARTMENT OF TRANSPORTATION

ROUTE NO.	SECTION	COUNTY	TOTAL SHEETS	SHEET NO.
FAS 2801 IL 128	(102B) B-1	EFFINGHAM	51	39
FED. ROAD DIST. NO. 7		ILLINOIS	FED. AID PROJECT-	

SHEET NO. 17
23 SHEETS

Contract # 74232

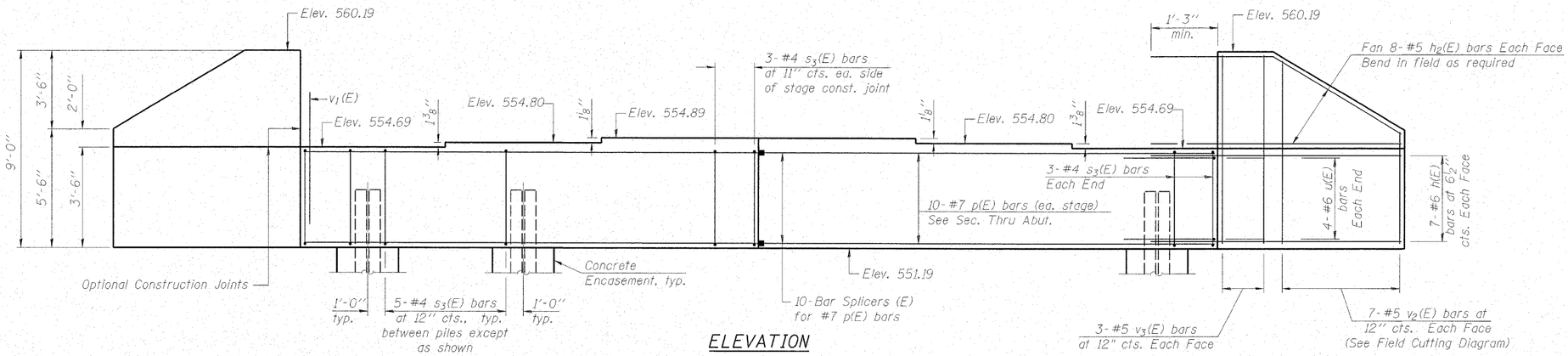

ELEVATION

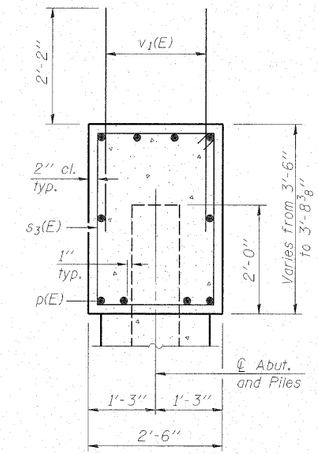

SEC. THRU ABUT.

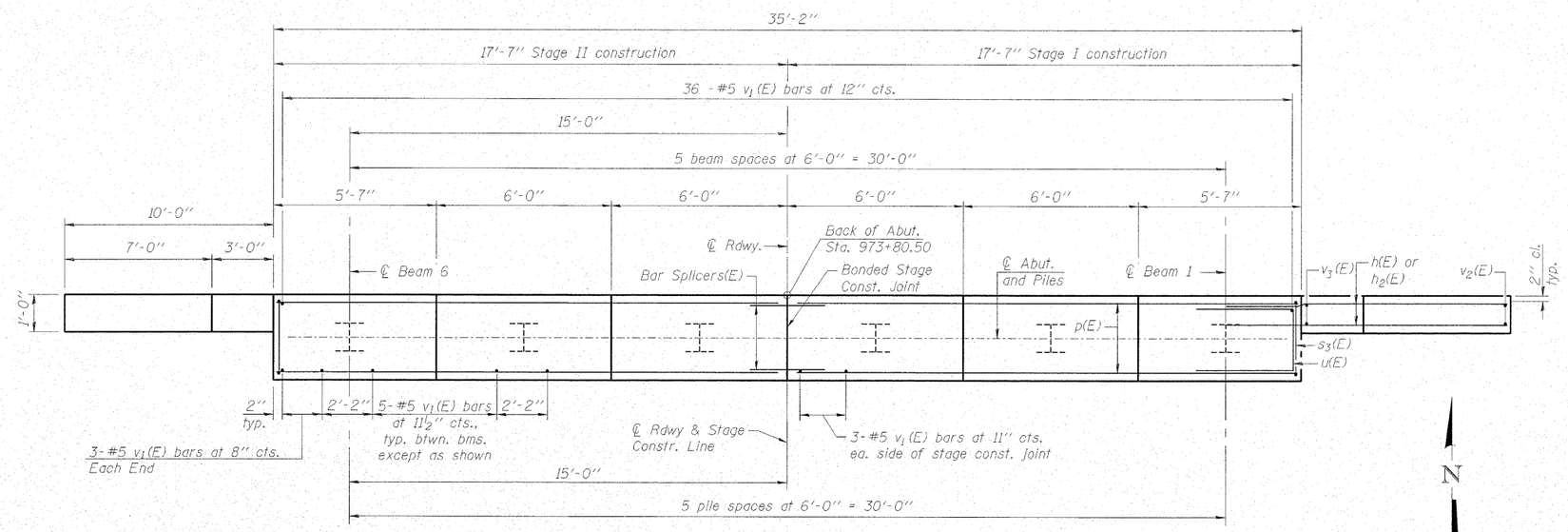

PLAN

BILL OF MATERIAL

Bar	No.	Size	Length	Shape
h(E)	28	#6	12'-4"	
h_2(E)	32	#5	11'-11"	
p(E)	20	#7	17'-3"	
s_3(E)	32	#4	11'-5"	
u(E)	8	#6	7'-9"	
v_1(E)	68	#5	4'-4"	
v_2(E)	14	#5	14'-0"	
v_3(E)	12	#5	8'-9"	
Concrete Structures			Cu. Yd.	17.5
Concrete Encasement			Cu. Yd.	2.1
Reinforcement Bars, Epoxy Coated			Pound	2580
Furnishing Steel Piles HP12x63			Foot	220
Driving Piles			Foot	220
Test Pile Steel HP12x63			Each	1

For details of Bar Splicers, see sheet 21 of 23.
For details of piles and Concrete Encasement, see sheet 20 of 23.

PILE DATA

Type: Steel HP12x63
Nominal Required Bearing: 497 kips
Factored Resistance Available: 248 kips
Est. Length: 44 feet
No. Production Piles: 5
No. Test Piles: 1

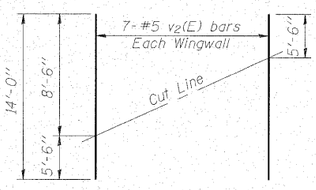

FIELD CUTTING DIAGRAM

Order v_2(E) full length. Cut as shown and use remainder of bars in opposite face.

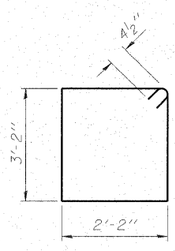

BAR s_3(E)

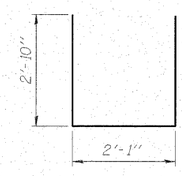

BAR u(E)

MAURER & STUTZ, INC. ENGINEERS SURVEYORS

DESIGNED	BAS
CHECKED	KEF
DRAWN	LAD
CHECKED	RJA

NORTH ABUTMENT
IL ROUTE 128 OVER WOLF CREEK
F.A.S. RTE. 2801 - SECTION (102B)B-1
EFFINGHAM COUNTY
STATION 974+76.00
STRUCTURE NO. 025-0105

...\CADD\0250105-74232-Abut.dgn 12/10/2008 3:12:12 PM