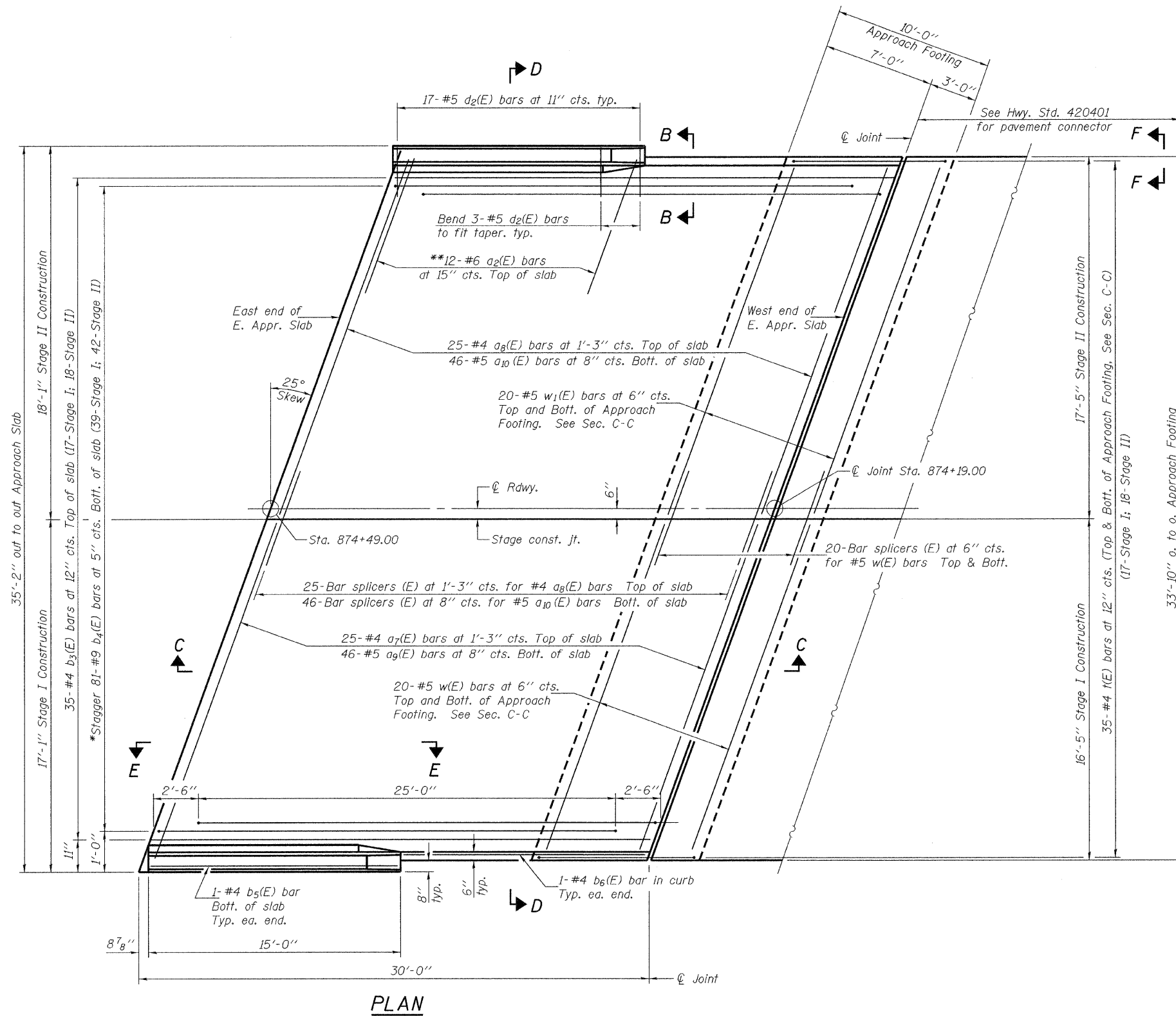
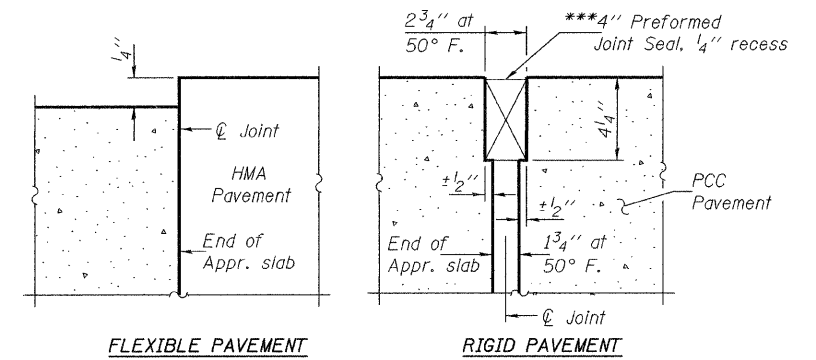


STATE OF ILLINOIS
DEPARTMENT OF TRANSPORTATION

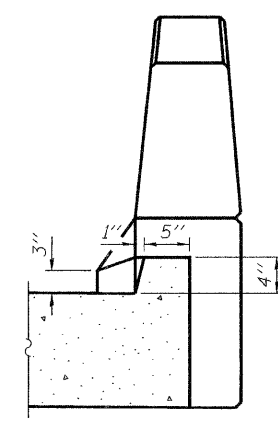
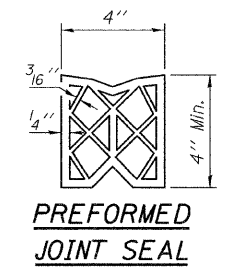
Notes:
See sheet 15 of 25 for Sections C-C & D-D and View E-E.
 $a_7(E)$, $a_8(E)$, $a_9(E)$, $a_{10}(E)$, $w(E)$ and $w_1(E)$ bar spacings measured parallel to ϕ Rdwy.



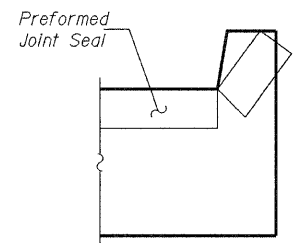
***Cost included with Concrete Superstructure.



DETAIL A



VIEW B-B



VIEW F-F

Angle Preformed Joint Seal at 45° at curbs when req'd for drainage.

EAST BRIDGE APPROACH SLAB DETAILS
STRUCTURE NO. 073-0037

DESIGNED	Stephen M. Ryan
CHECKED	Joy D. Edwards
DRAWN	h.t. duong
CHECKED	SMR/JDE

EXAMINED	Thomas J. Domagalala
PASSED	Ralph E. Anderson

*Tilt #9 $b_4(E)$ bars as required to maintain clearance.
**Alternate with $a_7(E)$ or $a_8(E)$ bars, typ. each parapet.

SHEET NO. 13 25 SHEETS	F.A.P. RTE.	SECTION	COUNTY	TOTAL SHEETS	SHEET NO.
	865	16B-2	PERRY	47	35
CONTRACT NO. 78064					
FED. ROAD DIST. NO. _ ILLINOIS FED. AID PROJECT					