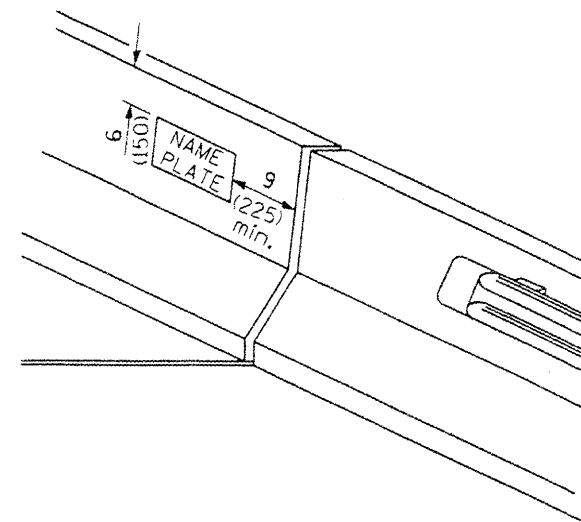
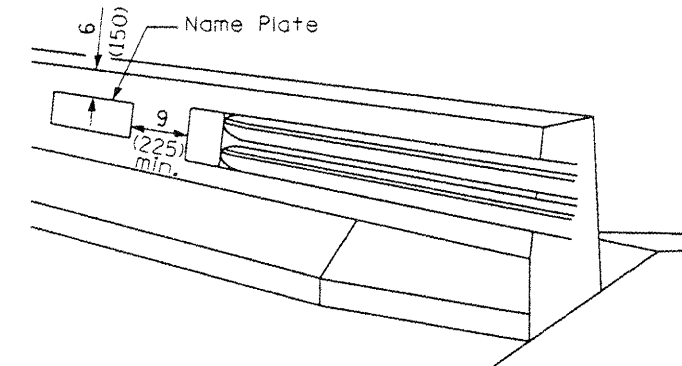


FOR MULTI-SPAN CULVERTS

(Unless otherwise noted on the plans, name plates are not required for structures less than 20' (6.1 m) in length)

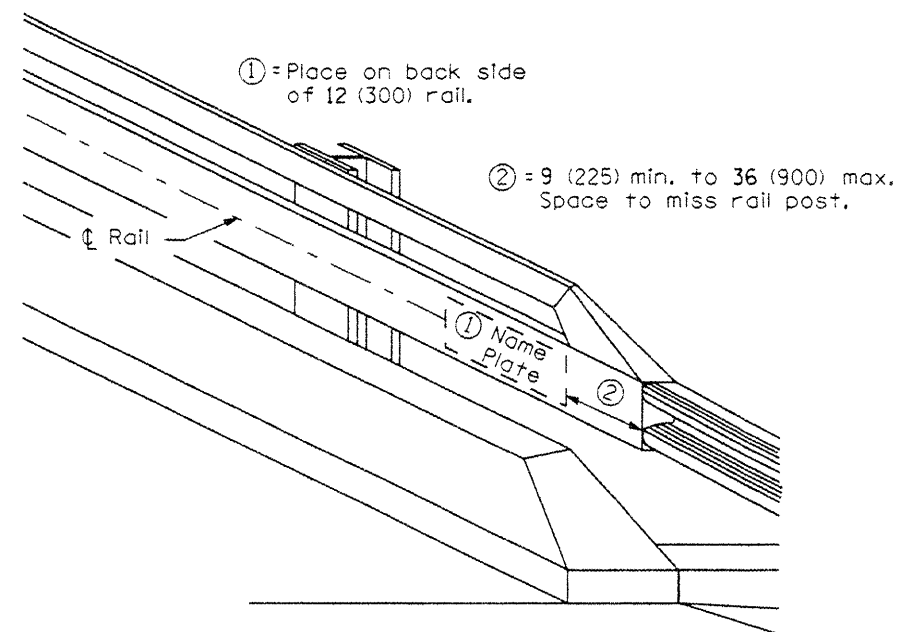


FOR PARAPET AND END POST MOUNTED

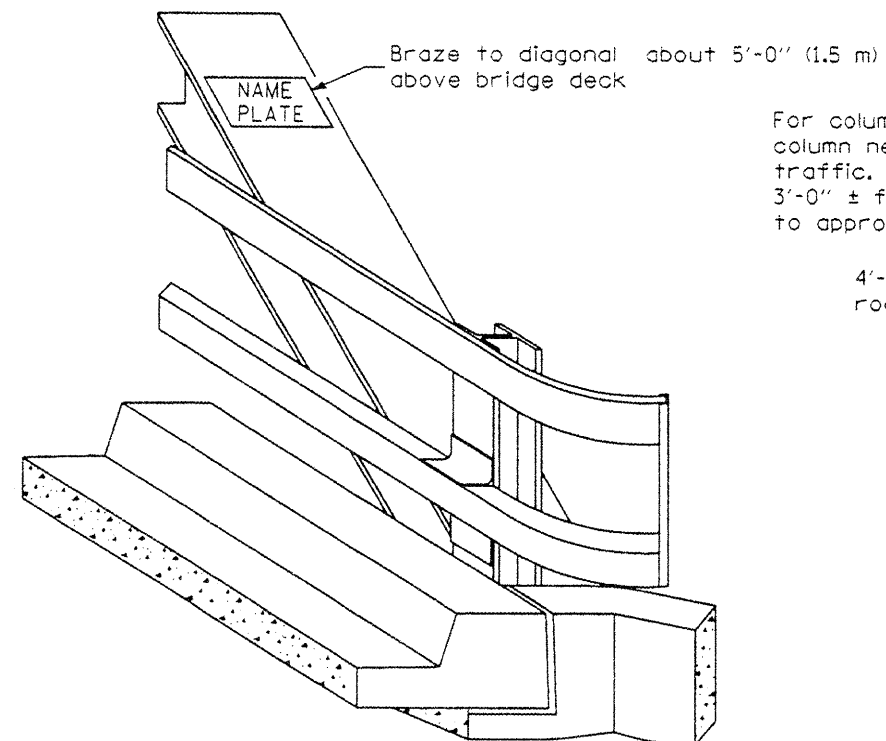


FOR PARAPET

(When Dog Ear Wing is used)



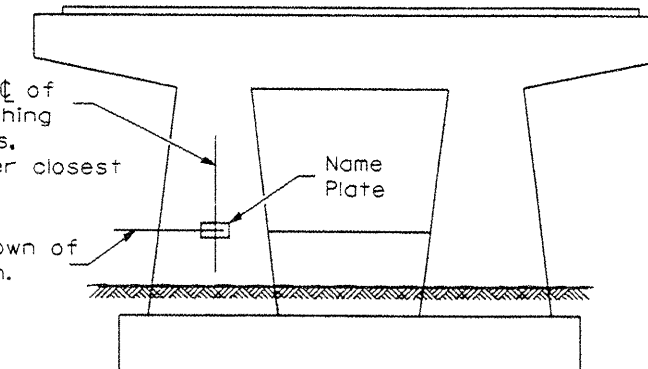
FOR STEEL RAILS



FOR TRUSSES

For column type piers, ϕ of column nearest approaching traffic. For solid piers, 3'-0" \pm from end of pier closest to approaching traffic.

4'-0" \pm above crown of roadway elevation.



FOR PIERS ON FAI ROUTES

GENERAL NOTES

On one-way traffic structures, place name plate on right side of approach end. On two-way traffic structures, place name plate on right side of approach end while looking in the direction of increasing stationing.

All dimensions are in inches (millimeters) unless otherwise shown.

Illinois Department of Transportation

APPROVED January 1, 2009
Ralph E. Anderson
 ENGINEER OF BRIDGES AND STRUCTURES

ISSUED 1-1-97

APPROVED January 1, 2009
Eric S. Han
 ENGINEER OF DESIGN AND ENVIRONMENT

DATE	REVISIONS
1-1-09	Switched units to English (metric). Added pier detail.
1-1-02	Remove Placing: note on sht. 2. Added Braze to diag. note on sht. 1.

NAME PLATE FOR BRIDGES

(Sheet 1 of 2)

STANDARD 515001-03