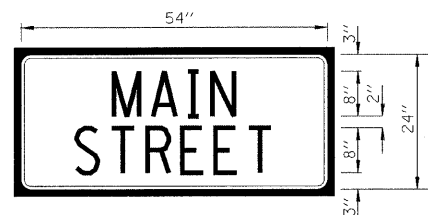


SIGN PANEL TYPE II, SPECIAL

ILLUMINATED SIGN, EDGE-LIT LED SIGN R409
 0.8" BORDER
 1 REQUIRED OF VIRGINIA AVENUE = 10.0 SQ FT
 TOTAL REQUIRED = 10.0 SQ FT
 8" SERIES D LETTERS
 MAST ARM MOUNTED

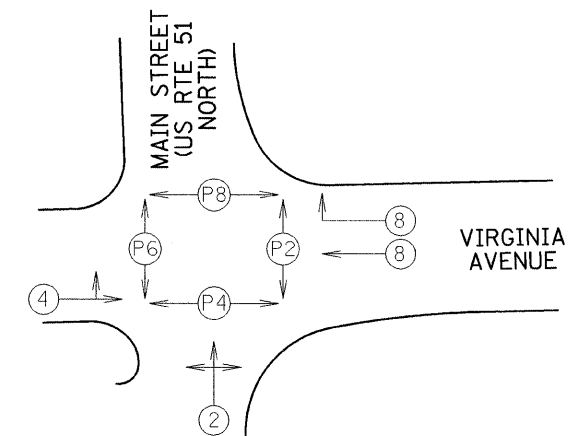
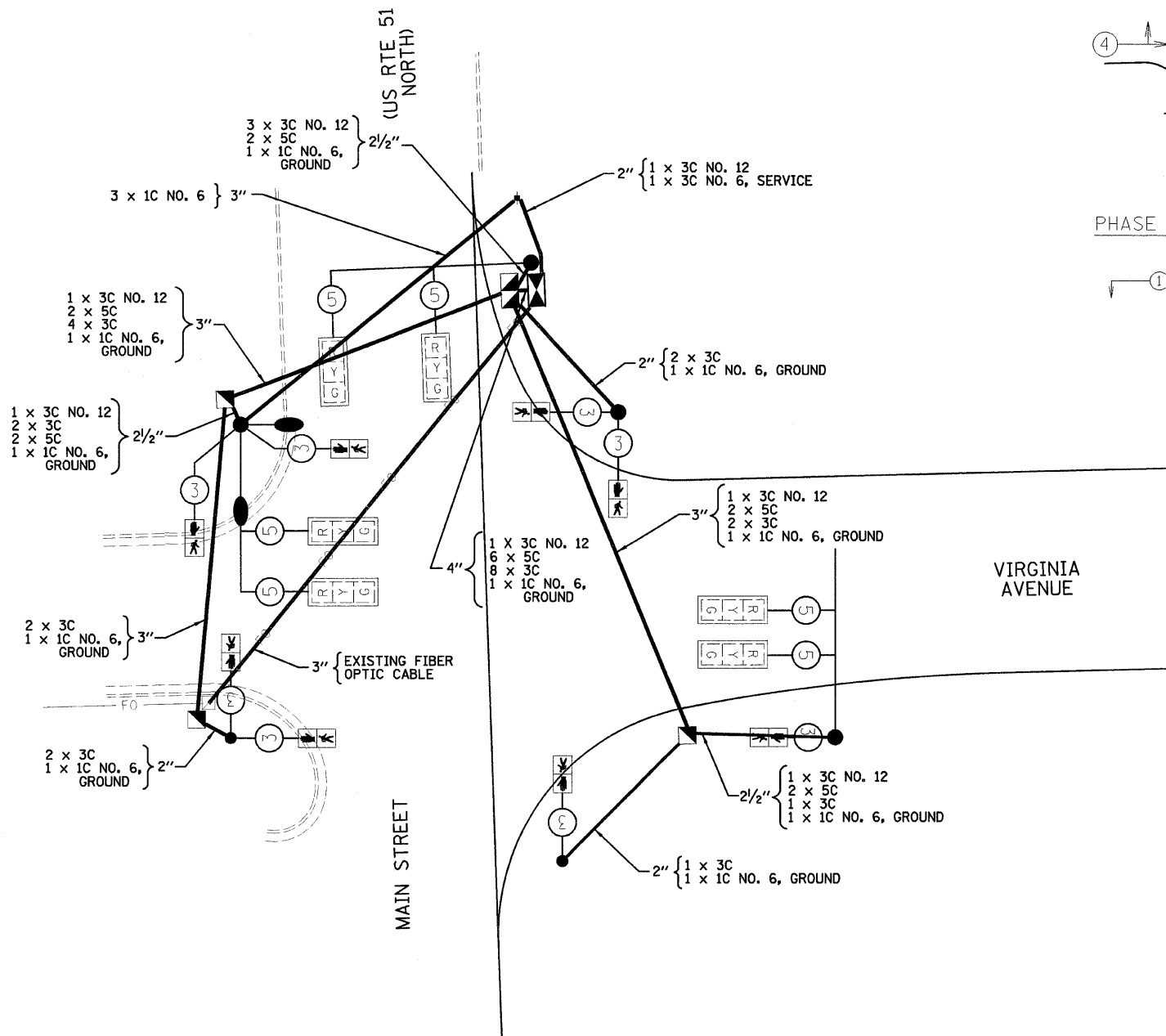


SIGN PANEL TYPE II, SPECIAL

ILLUMINATED SIGN, EDGE-LIT LED SIGN R409
 0.8" BORDER
 2 REQUIRED OF MAIN STREET = 9 SQ FT
 TOTAL REQUIRED = 18 SQ FT
 8" SERIES D LETTERS
 MAST ARM MOUNTED

CABLE PLAN LEGEND

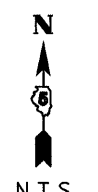
- SERVICE INSTALLATION, TYPE A
- ⑦ DENOTES NUMBER OF CONDUCTORS. ALL CABLE TO BE NO. 14 EXCEPT AS INDICATED.
- SIGNAL FACE WITH BACKPLATE
- 2" { 2x5C DENOTES 2 WIRES 5 CONDUCTOR EACH IN 2" CONDUIT
- CONDUIT
- MAST ARM AND POLE
- LUMINAIRE
- TRAFFIC SIGNAL POST
- ☒ CONTROLLER CABINET
- PEDESTRIAN SIGNAL HEAD
- HANDHOLE
- ▣ DOUBLE HANDHOLE



PHASE DESIGNATION DIAGRAM
 NTS

① VEHICULAR MOVEMENT

NOTE:
 SEE SPECIAL PROVISIONS FOR DETAILS
 ABOUT SERVICE INSTALLATIONS AND
 PHOTO CELL CONTROLLER



DESIGNED - JDA	REVISED -
DRAWN - DRR	REVISED -
CHECKED - PJM	REVISED -
DATE - 07/22/09	REVISED -

TOWN OF NORMAL

CABLE PLAN

SCALE: SHEET NO. 20 OF 52 SHEETS STA. TO STA.

**VIRGINIA AVENUE OVER SUGAR CREEK
 SECTION 04-00226-00-BR
 MCLEAN, COUNTY**

F.A.U.	SECTION	COUNTY	TOTAL SHEETS	SHEET NO.
6356	04-00226-00-BR	MCLEAN	52	20
S.N. 057-7834		CONTRACT NO. 91416		
FED. ROAD DIST. NO.		ILLINOIS FED. AID PROJECT		