STATE OF ILLINOIS
DEPARTMENT OF TRANSPORTATION

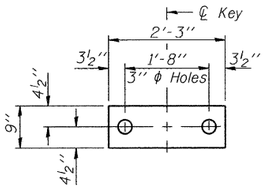

FABRIC BEARING PAD
(Interior)

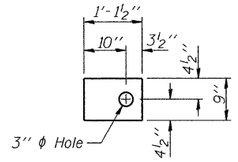

FABRIC BEARING PAD
(Exterior)

FIXED

Note: Omit holes when using expansion bearings.

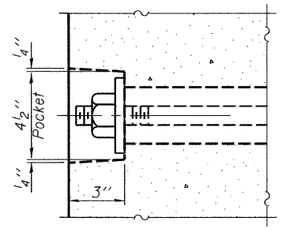

SECTION A-A

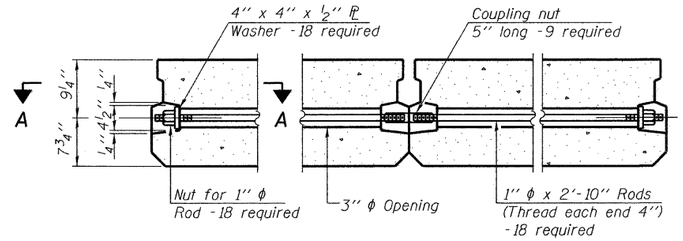

TYPICAL TRANSVERSE TIE ASSEMBLY

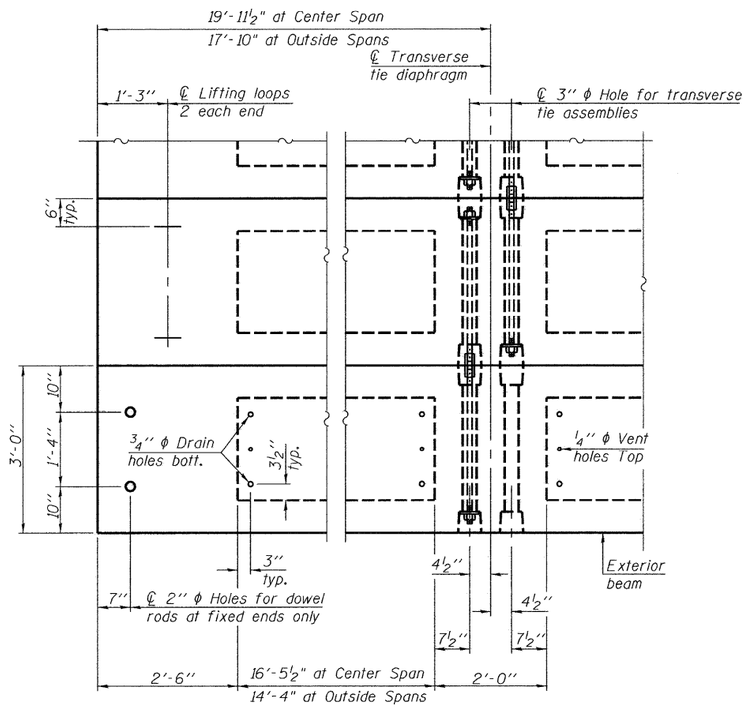

PLAN VIEW

Note: Connect beams in pairs with the transverse tie configuration shown.

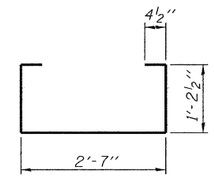

BAR S(E)

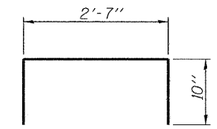

BAR S_1(E)

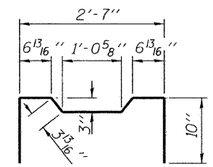

BAR S_2(E)

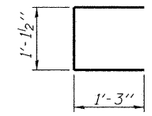

BAR U(E)

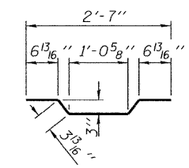

BAR A_1(E)

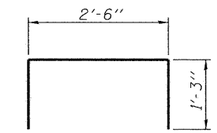

BAR U_1(E)

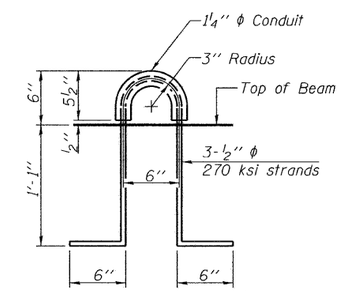

LIFTING LOOP DETAIL

Notes:

Prestressing steel shall be uncoated high strength, low relaxation 7-wire strand, Grade 270. The nominal diameter shall be 1/2 " and the nominal cross-sectional area shall be 0.153 sq. in.

The 1" ϕ rods in the transverse tie assembly shall be tightened to a snug fit and the threads set. Pockets on exterior faces of bridge shall be filled with grout after transverse tie assembly is in place.

Reinforcement bars shall conform to ASTM A 706, Grade 60. (See Special Provisions).

Two 1/8 " fabric adjusting shims of the dimensions of the exterior bearing pad shall be provided for each bearing pad location.

A minimum 2 1/2 " ϕ lifting pin shall be used to engage the lifting loops during handling.

Corrosion Inhibitor, per Article 1020.05(b)(12) and 1021.06 of the Standard Specifications, shall be used in the concrete for precast prestressed concrete deck beams.

Compressive strength of prestressed concrete, f'c, shall be 6000 psi.

Compressive strength of prestressed concrete at release, f'ci, shall be 5000 psi.

BILL OF MATERIAL

Precast Prestressed Conc. Deck Bms. (17" depth)	Sq. Ft.	3338

17"x36" PPC DECK BEAM DETAILS
STRUCTURE NO. 068-3358

DESIGNED	CMF
CHECKED	TMM
DRAWN	RNH
CHECKED	TMM

PD-1736-0D 10-1-08

McDonough-Whitlow, P.C.
Consulting Engineers & Land Surveyors
138 East Wood Street
Hillsboro, IL 62049
Phone: 217.532.9233
Fax: 217.532.6300
PROFESSIONAL DESIGN No. 184-002754

SHEET NO. 6
12 SHEETS

F.A.S. RTE.	SECTION	COUNTY	TOTAL SHEETS	SHEET NO.
721	08-00128-00 BR	MONTGOMERY	22	12
		CONTRACT NO. 93496-		
FED. ROAD DIST. NO. _	ILLINOIS	FED. AID PROJECT		