

STATE OF ILLINOIS
DEPARTMENT OF TRANSPORTATION

F.A. RTE.	SECTION	COUNTY	TOTAL SHEETS	SHEET NO.
VAR.	D2 BC 2021-2	WINNEBAGO	9	1
		ILLINOIS	CONTRACT NO. 64P18	

FOR INDEX OF SHEETS, SEE SHEET NO. 2
FOR STATE STANDARDS, SEE SHEET NO. 2

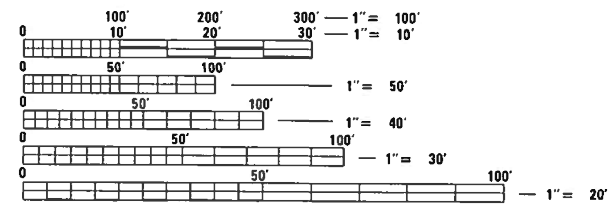
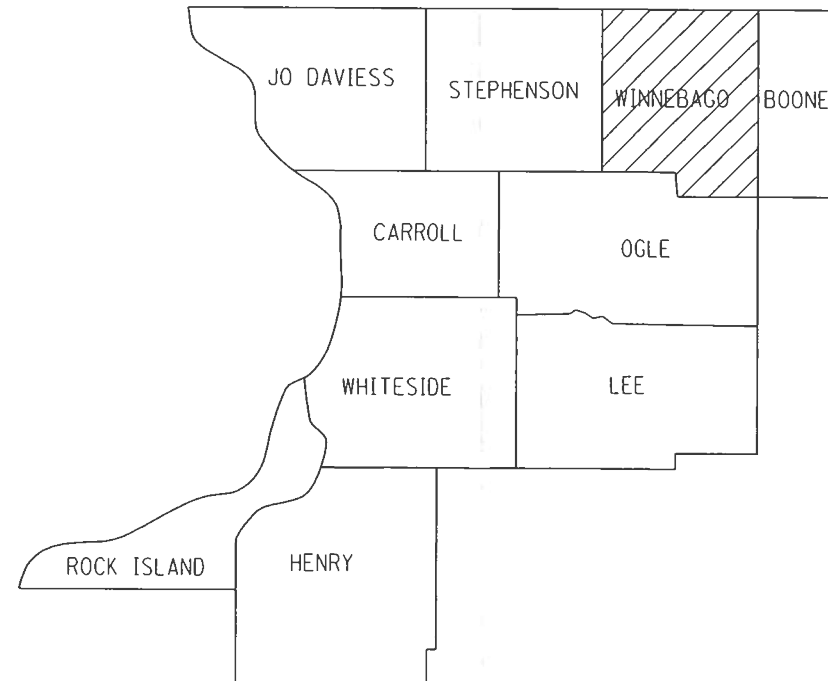
PROPOSED
HIGHWAY PLANS

VARIOUS ROUTES
SECTION D2 BC 2021-2
PROJECT: STP-7MBY(699)
TYPE of IMPROVEMENT: BRIDGE WASHING
WINNEBAGO COUNTY

D-92-021-20



C-92-051-20



FULL SIZE PLANS HAVE BEEN PREPARED USING STANDARD ENGINEERING SCALES. REDUCED SIZED PLANS WILL NOT CONFORM TO STANDARD SCALES. IN MAKING MEASUREMENTS ON REDUCED PLANS, THE ABOVE SCALES MAY BE USED.

J.U.L.I.E.
JOINT UTILITY LOCATION INFORMATION FOR EXCAVATION
1-800-892-0123
OR 811

PROJECT ENGINEER: DAVID DOSS (815) 284-5416
PROJECT MANAGER: MAHMOUD ETEMADI (815) 284-5393

CONTRACT NO. 64P18

STATE OF ILLINOIS
DEPARTMENT OF TRANSPORTATION

SUBMITTED July 29, 2020
Mark Hummel
REGIONAL ENGINEER

October 2, 2020
Scott A. Elk
ENGINEER OF DESIGN AND ENVIRONMENT

October 2, 2020
Samuel J. ...
DIRECTOR OF HIGHWAYS PROJECT IMPLEMENTATION 13

PRINTED BY THE AUTHORITY
OF THE STATE OF ILLINOIS

SCHEDULE OF QUANTITIES

PAY ITEM	PROJECT LOCATION	SN	FACILITY CARRIED	FEATURE CROSSED	BRIDGE LOCATION	TRAFFIC CONTROL
BRIDGE WASHING NO. 1	1	101-0109	ILL 75	ROCK RIVER	IN ROCKTON	701501
BRIDGE WASHING NO. 2	2	101-0123	FOREST HILLS RD SB	IL 251 NB	IN ROCKFORD	701456
BRIDGE WASHING NO. 3	3	101-0165	IL 70 (TRASK BRG RD)	PECATONICA RIVER	5 MI S. OF DURAND	701201
* BRIDGE WASHING NO. 4	4	101-0195	US 20 EB	W CHANNEL ROCK RIVER	.5 MI E OF IL 2	701400 & 701406
* BRIDGE WASHING NO. 5		101-0196	US 20 WB	W CHANNEL ROCK RIVER	.5 MI E OF ILL 2	701400 & 701406
* BRIDGE WASHING NO. 6	5	101-0197	US 20 EB	E CHANNEL ROCK RIVER	.7 MI E OF ILL 2	701400 & 701406
* BRIDGE WASHING NO. 7		101-0198	US 20 WB	E CHANNEL ROCK RIVER	.7 MI E OF ILL 2	701400 & 701406
* BRIDGE WASHING NO. 8	6	101-6133	CHESTNUT ST	ROCK RIVER	0.1 MI E OF MAIN ST	701601

* SEE SPECIAL PROVISIONS FOR WORK HOUR RESTRICTIONS

MODEL: Default
 FILE: \\blm1c01.pwiddot.com\data\illinois.gov\PWIDDOT\Documents\DOT_Offices\District_2\Projects\Operations\Bridges_Sections\Bridges_Washing_Contracts\2021\November_Lecting\64P18_Bridges_Washing_at_various_locations_in_Winnebagp_06\CAD\64P18-bridge-cover.dgn

USER NAME = dossed	DESIGNED - _____	REVISED - _____
	DRAWN - _____	REVISED - _____
PLOT SCALE = 100,0000 ' / in.	CHECKED - _____	REVISED - _____
PLOT DATE = Mar-17-2020 07:12:15 AM	DATE - _____	REVISED - _____

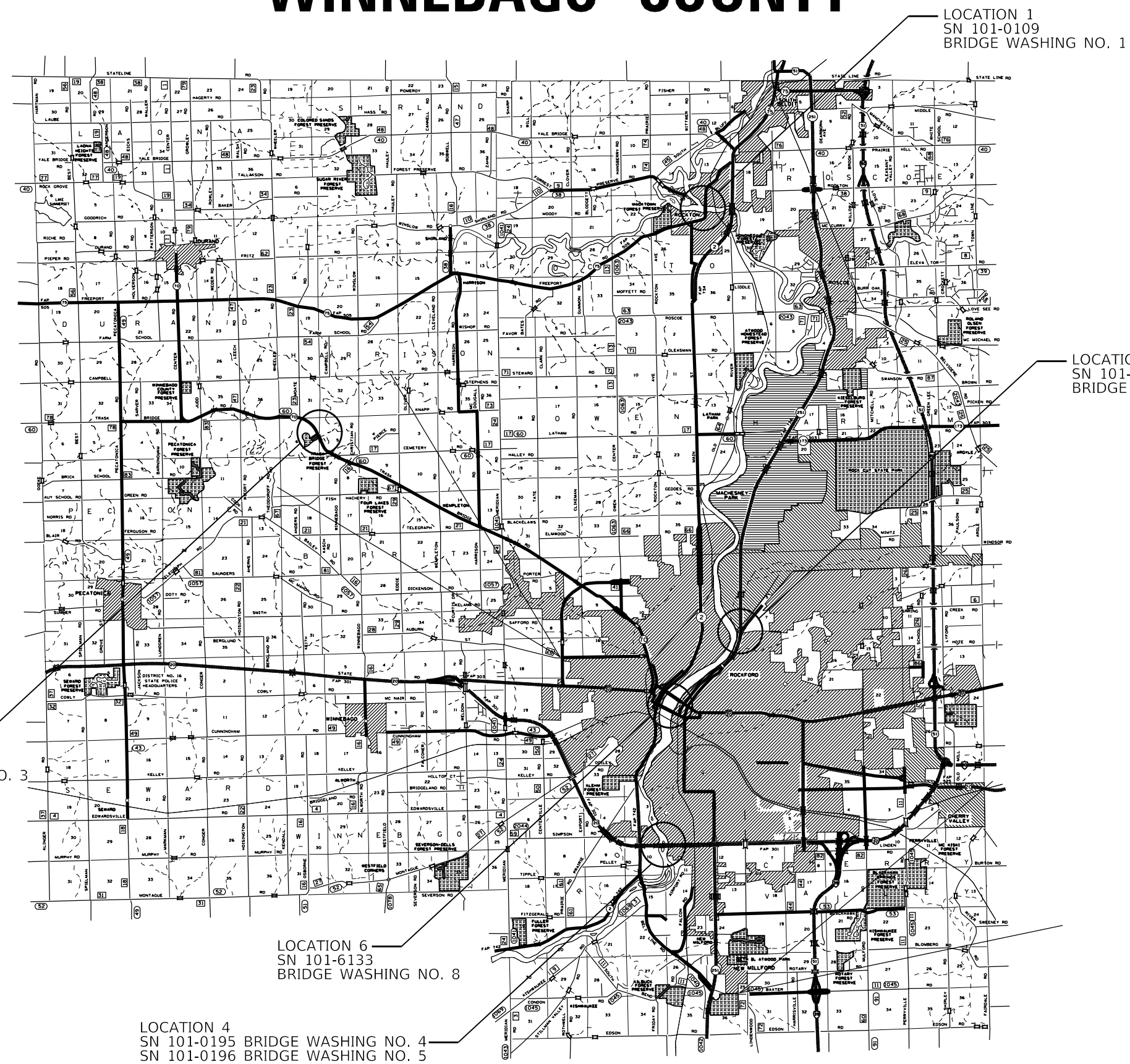
**STATE OF ILLINOIS
DEPARTMENT OF TRANSPORTATION**

SCHEDULE OF QUANTITIES

SCALE: _____ SHEET ___ OF ___ SHEETS STA. _____ TO STA. _____

F.A. RTÉ.	SECTION	COUNTY	TOTAL SHEETS	SHEET NO.
VAR.	D2 BC 2021-2	WINNEBAGO	9	4
CONTRACT NO. 64P18				
ILLINOIS FED. AID PROJECT				

WINNEBAGO COUNTY



LOCATION 3
SN 101-0165
BRIDGE WASHING NO. 3

LOCATION 1
SN 101-0109
BRIDGE WASHING NO. 1

LOCATION 2
SN 101-0123
BRIDGE WASHING NO. 2

LOCATION 6
SN 101-6133
BRIDGE WASHING NO. 8

LOCATION 4
SN 101-0195 BRIDGE WASHING NO. 4
SN 101-0196 BRIDGE WASHING NO. 5
LOCATION 5
SN 101-0197 BRIDGE WASHING NO. 6
SN 101-0198 BRIDGE WASHING NO. 7

MODEL: Default
 FILE: \\nrcs-pub\pub\arooms\data\illinois\pww\DOT\Documents\DOT_Offices\District 2\Projects\Operations\Bridges_Section\Bridges_Washing_Contracts\2021\November_LocationMap18_Bridges_Washing_at_various_locations_in_Winnebago_IL\CADD\64P18-BC-cover.dgn

USER NAME = dossed	DESIGNED - _____	REVISED - _____
	DRAWN - _____	REVISED - _____
PLOT SCALE = 100,0000' / in.	CHECKED - _____	REVISED - _____
PLOT DATE = Mar-17-2020 07:12:24 AM	DATE - _____	REVISED - _____

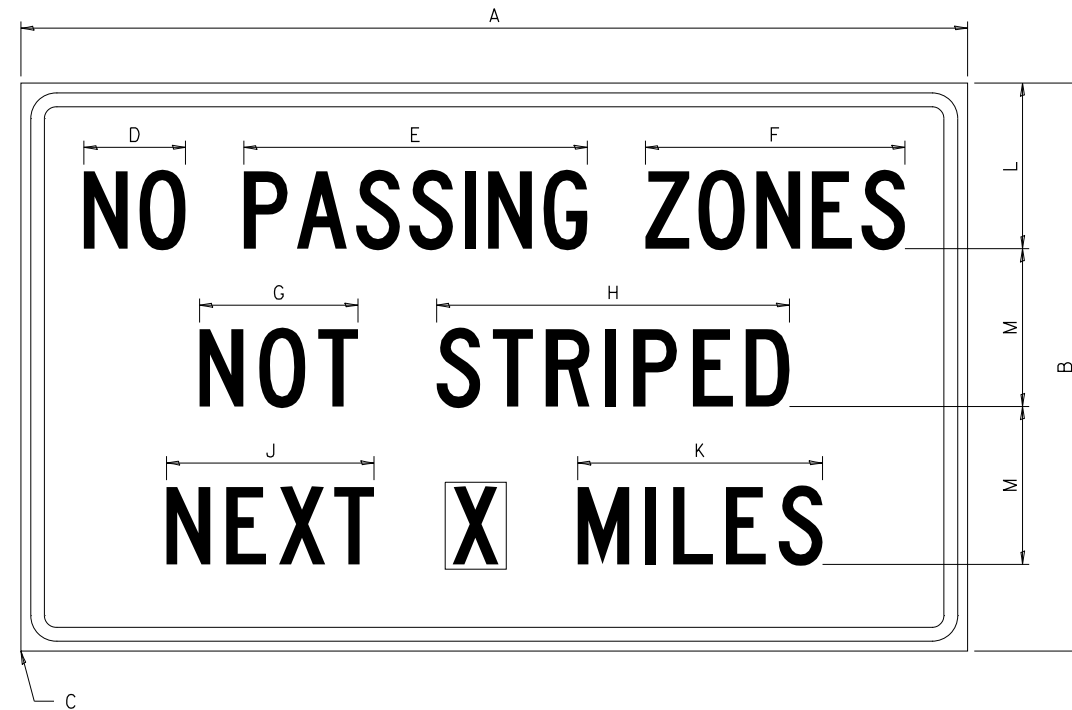
STATE OF ILLINOIS
DEPARTMENT OF TRANSPORTATION

WINNEBAGO COUNTY LOCATION MAP	
SCALE: _____	SHEET _____ OF _____ SHEETS STA. _____ TO STA. _____

F.A. RTE.	SECTION	COUNTY	TOTAL SHEETS	SHEET NO.
VAR.	D2 BC 2021-2	WINNEBAGO	9	5
CONTRACT NO. 64P18				
ILLINOIS FED. AID PROJECT				

WORK ZONE SIGN DETAILS

ILLINOIS STANDARD G20-I100



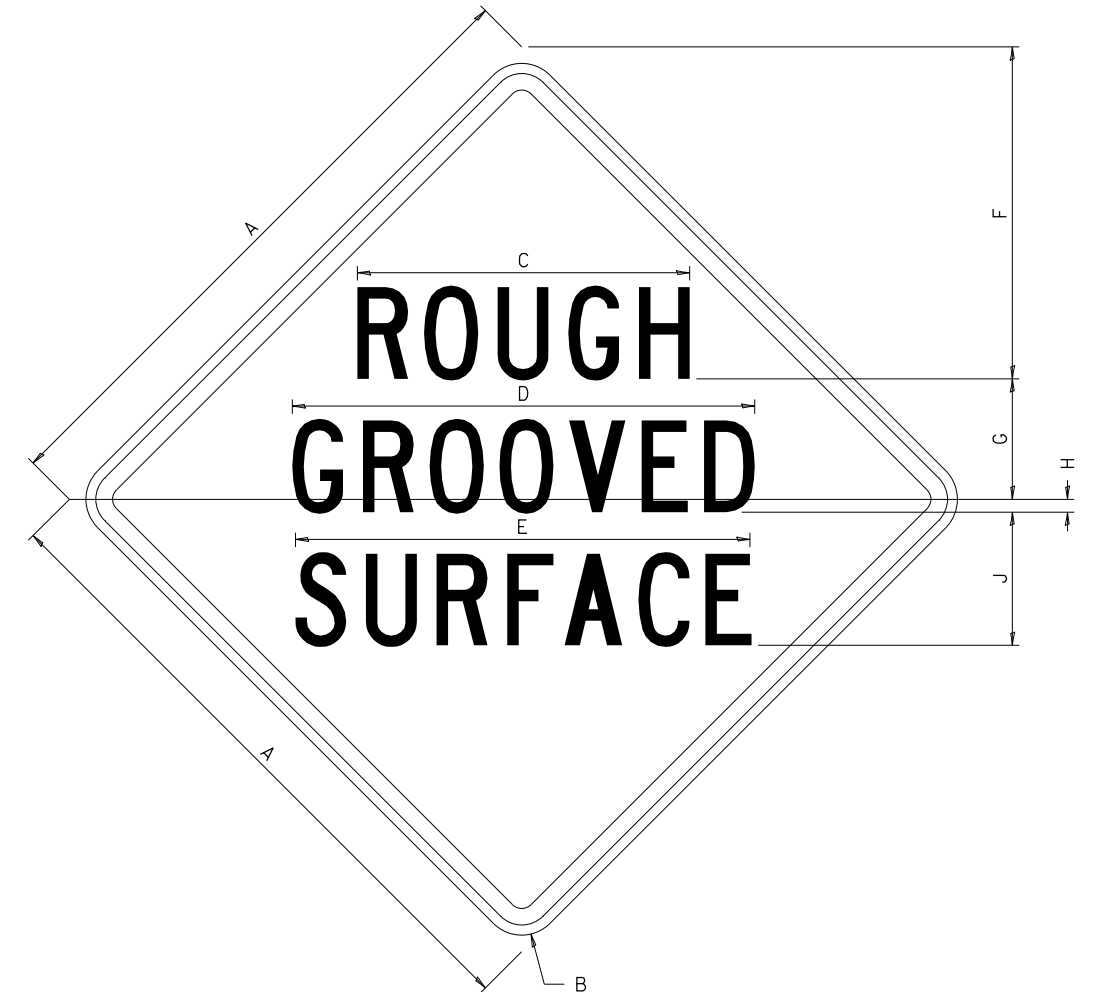
COLOR LEGEND AND BORDER BACKGROUND BLACK ORANGE NON-REFLECTORIZED REFLECTORIZED

SIGN SIZE	DIMENSIONS											
	A	B	C	D	E	F	G	H	J	K	L	M
60 x 36	60.00	36.00	2.25	6.4	21.80	16.40	10.00	22.40	13.20	15.50	10.50	10.00

SIGN SIZE	SERIES BY LINE			MARGIN	BORDER
	1	2	3		
60 x 36	5C	5C	5C	0.625	0.875

Sign not to scale

ILLINOIS STANDARD W8-I107



COLOR LEGEND AND BORDER BACKGROUND BLACK ORANGE NON-REFLECTORIZED REFLECTORIZED

SIGN SIZE	DIMENSIONS									
	A	B	C	D	E	F	G	H	J	
48 x 48	48.00	3.00	25.00	34.80	34.20	24.94	9.00	1.00	10.00	

SIGN SIZE	SERIES BY LINE			MARGIN	BORDER
	1	2	3		
48 x 48	7C	7C	7C	1.250	0.750

Sign not to scale

GENERAL NOTES

All work to furnish and install these signs shall be included in the cost of the specified traffic control standards and shall not be paid separately.

All Illinois Standard signs shall conform to the latest edition of the "Illinois Standard Highway Signs Book" in effect on the date of invitation for bids.

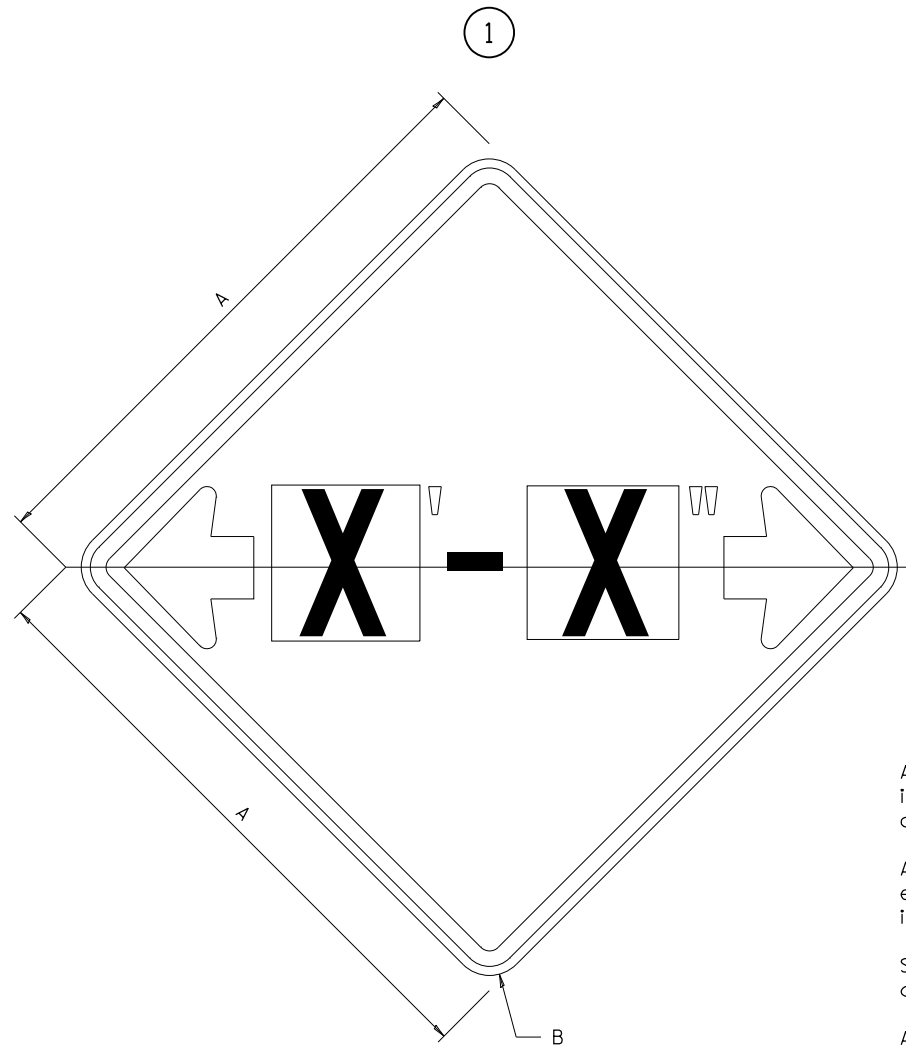
Signs shall meet the applicable portions of Sections 701 and 720 of the Standard Specifications.

All dimensions are in inches unless otherwise noted.

FILE NAME =	USER NAME = dosddd	DESIGNED -	REVISED - 3-02-16	STATE OF ILLINOIS DEPARTMENT OF TRANSPORTATION	REGION 2 / DISTRICT 2 STANDARD	F.A. RTE.	SECTION	COUNTY	TOTAL SHEETS	SHEET NO.
pw:\planroom.dot.illinois.gov\PIDOT\Documents\IDOT Offices\District 2\Projects\Operations\Bridge Section\Bridge Washing Contract\REVISED November Letting\64P18 Bridge Washing at various locations in STATE OF ILLINOIS.dgn	DRAWN	CHECKED -	REVISED -			VAR.	D2 BC 2021-2	WINNEBAGO	9	6
PLOT SCALE = 100.0000' / in.	DATE -	REVISED -	SCALE: _____			SHEET NO. ____ OF ____ SHEETS	STA. _____ TO STA. _____	CONTRACT NO. 64P18		

WORK ZONE SIGN DETAILS

ILLINOIS STANDARD W12-I102



GENERAL NOTES

All work to furnish and install these signs shall be included in the cost of the specified traffic control standards and shall not be paid separately.

All Illinois Standard signs shall conform to the latest edition of the "Illinois Standard Highway Signs Book" in effect on the date of invitation for bids.

Signs shall meet the applicable portions of Sections 701 and 720 of the Standard Specifications.

All dimensions are in inches unless otherwise noted.

COLOR LEGEND AND BORDER BACKGROUND BLACK FL ORANGE NON-REFLECTORIZED REFLECTORIZED

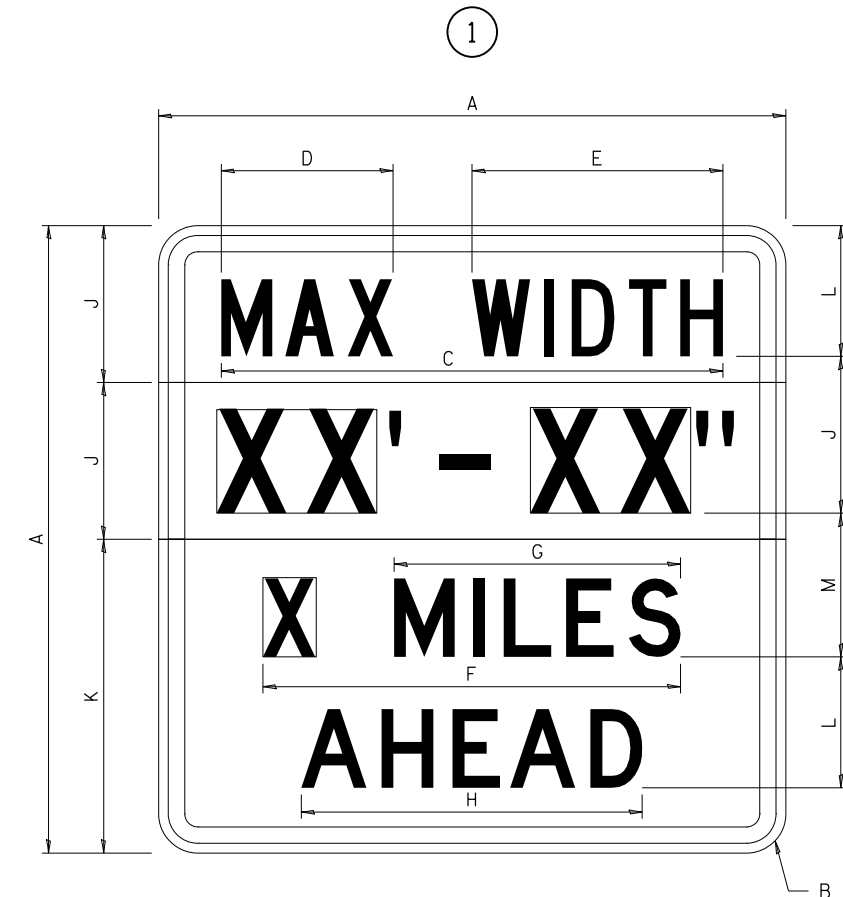
SIGN SIZE	DIMENSIONS	
	A	B
48 x 48	48.00	3.00

① Illinois Standard signs W12-I102 and W12-I103 shall be used as described in the special provisions.

SIGN SIZE	SERIES BY LINE	MARGIN	BORDER
	1		
48 x 48	12C	0.750	1.250

Sign not to scale

ILLINOIS STANDARD W12-I103



COLOR LEGEND AND BORDER BACKGROUND (WIDTH) BLACK WHITE FL ORANGE NON-REFLECTORIZED REFLECTORIZED

SIGN SIZE	DIMENSIONS											
	A	B	C	D	E	F	G	H	J	K	L	M
48 x 48	48.00	3.00	38.40	13.20	19.20	32.00	22.00	26.20	12.00	24.00	10.00	11.00

SIGN SIZE	SERIES BY LINE				MARGIN	BORDER
	1	2	3	4		
48 x 48	6C	8D	6D	6D	0.750	1.250


Sign not to scale

XX'-XX" WIDTH AND X MILES ARE VARIABLE TOP AND BOTTOM OF BACKGROUND WHITE

WORK ZONE SIGN DETAILS

ROAD CLOSED TO OVERSIZED LOADS

STOP LINE SIGN FOR TEMPORARY SIGNALS



COLOR	LEGEND AND BORDER BACKGROUND	BLACK ORANGE	NON-REFLECTORIZED REFLECTORIZED
-------	------------------------------	--------------	---------------------------------

COLOR	LEGEND AND BORDER BACKGROUND	BLACK WHITE	NON-REFLECTORIZED REFLECTORIZED
-------	------------------------------	-------------	---------------------------------

Permit Loads - Loads Over 13 Feet; 3.0" Radius, 1.3" Border;
 [NO OVERSIZE -] D; [OVERWEIGHT LOADS] D 85% spacing; [XX MILES AHEAD] D;
 Table of letter and object lefts.

SIGN SIZE	SERIES BY LINE		
	1	2	3
24 x 24	4C	4C	4C

N	O	O	V	E	R	S	I	Z	E	-
11.7	18.1	30.0	36.2	42.8	48.4	54.4	60.7	63.5	69.5	80.8

O	V	E	R	W	E	I	G	H	T	L	O	A	D	S
2.6	8.6	15.0	20.4	26.2	33.4	38.8	41.3	47.4	53.2	64.5	69.9	75.9	82.9	88.7

X	X	M	I	L	E	S	A	H	E	A	D
7.6	13.6	25.3	32.3	35.1	40.6	46.2	57.9	65.1	71.4	76.6	83.7

Sign not to scale

Sign not to scale

GENERAL NOTES

All work to furnish and install these signs shall be included in the cost of the specified traffic control standards and shall not be paid separately.

All Illinois Standard signs shall conform to the latest edition of the "Illinois Standard Highway Signs Book" in effect on the date of invitation for bids.

Signs shall meet the applicable portions of Sections 701 and 720 of the Standard Specifications.

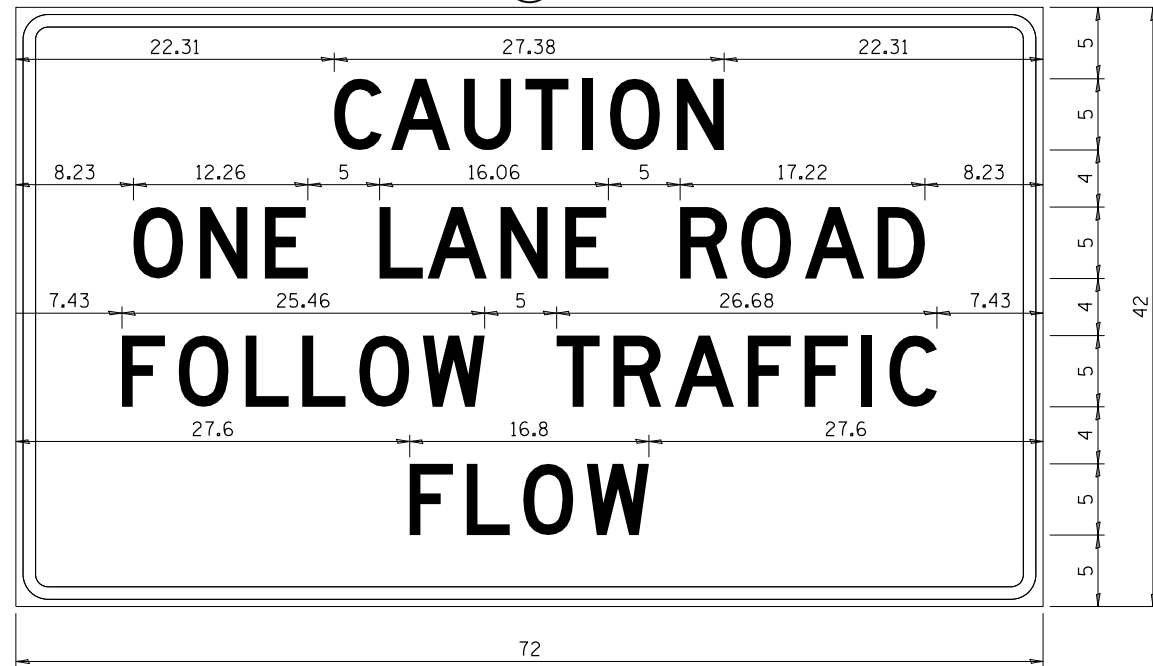
All dimensions are in inches unless otherwise noted.

FILE NAME =	USER NAME = dosddd	DESIGNED -	REVISED - 3-02-16	STATE OF ILLINOIS DEPARTMENT OF TRANSPORTATION	REGION 2 / DISTRICT 2 STANDARD	F.A. RTÉ.	SECTION	COUNTY	TOTAL SHEETS	SHEET NO.
pw:\planroom.dot.illinois.gov\PIDOT\Documents\IDOT Offices\District 2\Projects\Operations\Drawings\Bridge Section\Bridge Washing Contract\REVISED November Letting\64P18 Bridge Washing at various locations in STATE OF ILLINOIS.dgn	DRAWN	CHECKED -	REVISED -			VAR.	D2 BC 2021-2	WINNEBAGO	9	8
PLOT SCALE = 100.0000' / in.	DATE	DATE	DATE			CONTRACT NO. 64P18		FED. ROAD DIST. NO. - ILLINOIS FED. AID PROJECT		

**ENTRANCE SIGN FOR USE
WITH TEMPORARY SIGNALS**

WORK ZONE SIGN DETAILS

2



COLOR LEGEND AND BORDER BACKGROUND BLACK ORANGE NON-REFLECTORIZED REFLECTORIZED

2.25" Radius, 0.88" Border, 0.50" Indent;
[CAUTION] D; [ONE LANE ROAD] D;
[FOLLOW TRAFFIC] D; [FLOW] D

2 This sign shall be installed at entrances located between the temporary signals as shown in the staging plans.

Table Of Widths And Spaces

22.31	C	A	U	T	I	O	N	22.31						
3.36	3.36	0.62	4.18	0.94	3.36	0.94	3.04	0.94	0.78	1.17	3.52	1.17	3.36	22.31

8.23	O	N	E	
3.51	1.17	3.36	1.18	3.04

5.00	L	A	N	E		
3.05	0.31	4.18	0.94	3.36	1.17	3.05

5.00	R	O	A	D			
3.36	0.93	3.52	0.94	4.18	0.93	3.36	8.23

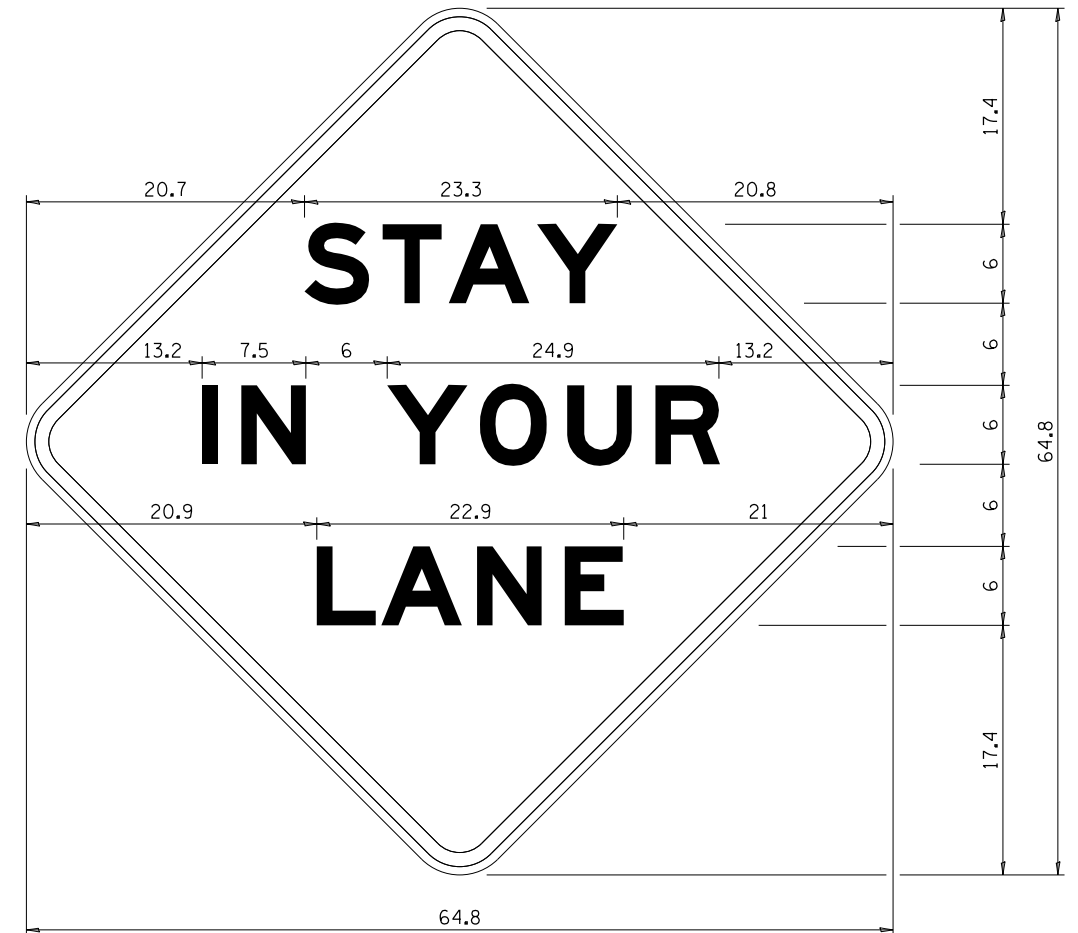
7.43	F	O	L	L	O	W		
3.04	0.94	3.52	1.17	3.04	0.94	3.51	0.94	4.37

5.00	T	R	A	F	F	I	C						
3.05	0.94	3.36	0.94	4.18	0.93	3.05	0.94	3.04	0.94	0.78	1.18	3.35	7.43

27.60	F	L	O	W			
3.05	0.94	3.04	0.94	3.52	0.93	4.38	27.60

Sign not to scale

STAY IN YOUR LANE



COLOR LEGEND AND BORDER BACKGROUND BLACK ORANGE NON-REFLECTORIZED REFLECTORIZED

48.0" across sides 3.8" Radius, 1.0" Border, 0.6" Indent;
"STAY" E Mod; "IN YOUR" E Mod; "LANE" E Mod;

Table of Letter and Object Lefts

S	T	A	Y
20.7	26.8	31.6	38.0

I	N	Y	O	U	R
13.2	15.9	26.7	33.9	40.5	46.8

L	A	N	E
20.9	25.8	33.1	39.4

Sign not to scale

GENERAL NOTES

All work to furnish and install these signs shall be included in the cost of the specified traffic control standards and shall not be paid separately.

All Illinois Standard signs shall conform to the latest edition of the "Illinois Standard Highway Signs Book" in effect on the date of invitation for bids.

Signs shall meet the applicable portions of Sections 701 and 720 of the Standard Specifications.

All dimensions are in inches unless otherwise noted.

FILE NAME =	USER NAME = dosddd	DESIGNED -	REVISED - 3-02-16	STATE OF ILLINOIS DEPARTMENT OF TRANSPORTATION	REGION 2 / DISTRICT 2 STANDARD	F.A. RTÉ.	SECTION	COUNTY	TOTAL SHEETS	SHEET NO.
p:\planroom.dot\illinois.gov\PIDOT\Documents\IDOT Offices\District 2\Projects\Operations\Bridges\Section\Bridges\Washing Contr\REVISED November Letting\64P18 Bridge Washing at various locations in STATE OF ILLINOIS.dgn	DRAWN	CHECKED -	REVISED -			VAR.	D2 BC 2021-2	WINNEBAGO	9	9
PLOT SCALE = 100.0000' / in.	DATE -	REVISED -	SCALE: _____ SHEET NO. ____ OF ____ SHEETS STA. _____ TO STA. _____			FED. ROAD DIST. NO. - ILLINOIS FED. AID PROJECT CONTRACT NO. 64P18				