

STATE OF ILLINOIS
DEPARTMENT OF TRANSPORTATION

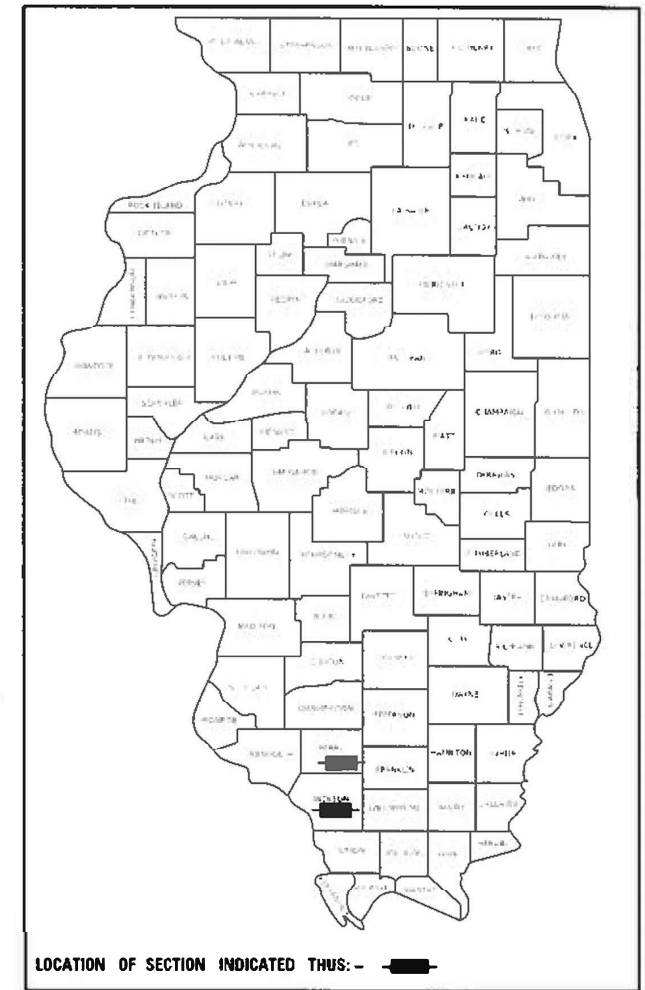
F.A. RTE.	SECTION	COUNTY	TOTAL SHEETS	SHEET NO.
D9	BRIDGE REPAIR 2020-7	JACKSON COUNTY	51	1
ILLINOIS CONTRACT NO. 78816		F.A.U. 9701 (OLD IL 13) JACKSON COUNTY		
		F.A.P. 322 (US 51) PERRY COUNTY		

D-99-071-20

FOR INDEX OF SHEETS, SEE SHEET NO. 3
FOR SUMMARY OF QUANTITIES, SEE SHEET NO. 4-5
FOR STRUCTURAL PAVEMENT DESIGN INFORMATION, SEE SHEET NO. N/A

PROPOSED
HIGHWAY PLANS

F.A.U. ROUTE 9701 (OLD IL 13)/F.A.P. ROUTE 322 (US 51)
SECTION D9 BRIDGE REPAIR 2020-7
STATE ONLY FUNDS
PARAPET REPAIRS
JACKSON & PERRY COUNTY

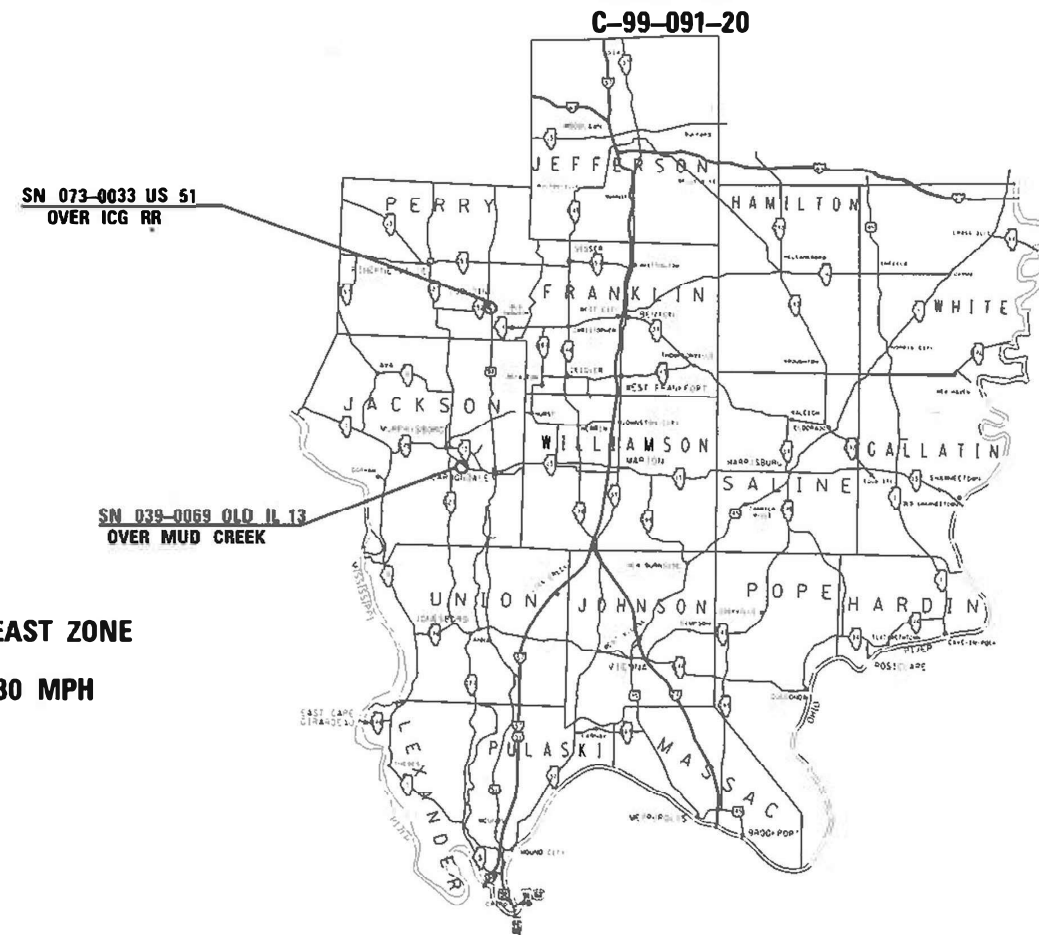


TRAFFIC DATA

039-0069: 2019 ADT = 4,700
2 % TRUCKS
073-0033: 2019 ADT = 4,750
3 % TRUCKS

TOWNSHIPS

039-0069: MURPHYSBORO
073-0033: DUQUOIN



DESIGN DESIGNATION : N/A
COORDINATE SYSTEM : ILLINOIS COORDINATE SYSTEM, EAST ZONE
POSTED SPEED : SN 039-0069 55 MPH , SN 073-0033 30 MPH

J.U.L.I.E.
JOINT UTILITY LOCATION INFORMATION FOR EXCAVATION
1-800-892-0123
OR 811

PROJECT ENGINEER: DAVID PICHE
PROJECT DESIGNER: AUSTIN HENK

CONTRACT NO. 78816

GROSS LENGTH = 892 FT. = 0.2 MILES
NET LENGTH = 892 FT. = 0.2 MILES

STATE OF ILLINOIS
DEPARTMENT OF TRANSPORTATION

SUBMITTED 08-13-20
[Signature]
REGION FIVE ENGINEER

October 2, 2020
[Signature]
ENGINEER OF DESIGN AND ENVIRONMENT

October 2, 2020
[Signature]
DIRECTOR OF HIGHWAYS PROJECT IMPLEMENTATION

PRINTED BY THE AUTHORITY
OF THE STATE OF ILLINOIS

GENERAL NOTES

INDEX OF SHEETS

1 COVER SHEET
 2 SIGNATURES
 3 GENERAL NOTES, INDEX OF SHEETS, AND STANDARDS
 4-5 SUMMARY OF QUANTITIES
 6 GENERAL PLAN AND ELEVATION SN 039-0069
 7-8 STAGING DETAILS SN 039-0069
 9 SOUTH PARAPET DETAILS - REMOVAL SN 039-0069
 10 SOUTH PARAPET DETAILS - REPLACEMENT SN 039-0069
 11 NORTH PARAPET DETAILS - REMOVAL SN 039-0069
 12 NORTH PARAPET DETAILS - REPLACEMENT SN 039-0069
 13 GENERAL PLAN AND ELEVATION SN 073-0033
 14 DETOUR SIGNING SN 073-0033
 15-23 NORTH PARAPET DETAILS - REMOVAL SN 073-0033
 24-32 NORTH PARAPET DETAILS - REPLACEMENT SN 073-0033
 33-41 SOUTH PARAPET DETAILS - REMOVAL SN 073-0033
 42-50 SOUTH PARAPET DETAILS - REPLACEMENT SN 073-0033
 51 RAILING/LIGHT POLE ANCHORAGE DETAILS SN 073-0033

CONCRETE REMOVAL QUANTITIES ARE ESTIMATED. THE FINAL LOCATIONS AND QUANTITIES WILL BE DETERMINED BY THE ENGINEER AND MARKED ON THE AS-BUILT PLANS.

REVISE STANDARD SPECIFICATIONS ARTICLE 107.12, PARAGRAPH 5, LAST SENTENCE TO READ: 'ALL OTHER RAILROAD FLAGGER COSTS WILL BE INCURRED BY THE DEPARTMENT ACCORDING TO ARTICLE 109.05.'

THERE IS SIDEWALK NORTH OF STRUCTURE 073-0033 EAST OF THE RAILROAD AND SOUTH OF THE STRUCTURE WEST OF THE RAILROAD. EXTRA CARE WILL BE TAKEN FROM THE CONTRACTOR NOT TO DAMAGE THE SIDEWALK. IF DAMAGED, IT SHALL BE REPLACED AT THE COST OF THE CONTRACTOR.

COMMITMENTS: NONE

STANDARDS

000001-07 STANDARD SYMBOLS, ABBREVIATIONS AND PATTERNS
 001001-02 AREAS OF REINFORCEMENT BARS
 001006 DECIMAL OF AN INCH AND OF A FOOT
 701001-02 OFF-RD OPERATIONS, 2L, 2W, MORE THAN 15' AWAY
 701006-05 OFF-RD OPERATIONS, 2L, 2W, 15' TO 24" FROM PAVEMENT EDGE
 701201-05 LANE CLOSURE, 2L, 2W, DAY ONLY, FOR SPEEDS ≥ 45 MPH
 701321-18 LANE CLOSURE, 2L, 2W, BRIDGE REPAIR WITH BARRIER
 701901-08 TRAFFIC CONTROL DEVICES
 780001-05 TYPICAL PAVEMENT MARKINGS
 782006-01 GUARDRAIL AND BARRIER WALL REFLECTOR MOUNTING DETAILS
 862001-01 UNINTERRUPTIBLE POWER SUPPLY
 BLR 21-9 TYPICAL APPLICATION OF TRAFFIC CONTROL DEVICES FOR CONSTRUCTION ON RURAL LOCAL HIGHWAYS

REV. - MS

* F.A.U. 9701 (OLD IL 13) ** JACKSON COUNTY
 F.A.P. 322 (US 51) PERRY COUNTY

MODEL: Default
 FILE NAME: p:\uplanroom.dwt
 PROJECT: 78815\CADData\CAD\Sheets\0778815-Sheets.dgn

USER NAME = henkas	DESIGNED - ASH	REVISED -
	DRAWN - ASH	REVISED -
PLOT SCALE = 100.0000' / in.	CHECKED - MAS	REVISED -
PLOT DATE = 8/11/2020	DATE - 07/10/2020	REVISED -

**STATE OF ILLINOIS
 DEPARTMENT OF TRANSPORTATION**

INDEX OF SHEETS, GENERAL NOTES, STANDARDS

SCALE: SHEET OF SHEETS STA. TO STA.

F.A. RTE.	SECTION	COUNTY	TOTAL SHEETS	SHEET NO.
*	D9 BRIDGE REPAIR 2020-7	**	51	3
			CONTRACT NO. 78816	
ILLINOIS FED. AID PROJECT				

SUMMARY OF QUANTITIES

COUNTY:	COUNTY:	JACKSON	PERRY
ROUTE:	ROUTE:	FAU 9701	FAP 322
FUNDING:	FUNDING:	100% STATE	100% STATE
LOCATION:	LOCATION:	RURAL	URBAN
		SN 039-0069	SN 073-0033
		0013	0013

CODE NUMBER	ITEM DESCRIPTION	UNIT	TOTAL QUANTITY	SN 039-0069 0013	SN 073-0033 0013
50102400	CONCRETE REMOVAL	CU YD	23.3	6.3	17.0
50300255	CONCRETE SUPERSTRUCTURE	CU YD	23.3	6.3	17.0
50800205	REINFORCEMENT BARS, EPOXY COATED	POUND	1800	540	1260
67000400	ENGINEER'S FIELD OFFICE, TYPE A	CAL MO	2	1	1
67100100	MOBILIZATION	L SUM	1	0.5	0.5
70100405	TRAFFIC CONTROL AND PROTECTION, STANDARD 701321	EACH	1	1	0
70100450	TRAFFIC CONTROL AND PROTECTION, STANDARD 701201	L SUM	1	1	0
70106500	TEMPORARY BRIDGE TRAFFIC SIGNALS	EACH	1	1	0
70106700	TEMPORARY RUMBLE STRIPS	EACH	6	6	0
70107025	CHANGEABLE MESSAGE SIGN	CAL DA	112	28	84
70400100	TEMPORARY CONCRETE BARRIER	FOOT	200	200	0
70400200	RELOCATE TEMPORARY CONCRETE BARRIER	FOOT	200	200	0

MODEL: Default
 FILE: \\nas01c.psu.edu\pub\baronm.d\at\links\gov\PI\DOT\Documents\DOT_Offices\District_9\Projects\78816\CADD\Drawings\78816-Sheets.dgn

* F.A.U. 9701 (OLD IL 13) ** JACKSON COUNTY
 F.A.P. 322 (US 51) PERRY COUNTY

USER NAME = henkas PLOT SCALE = 100.0000' / in. PLOT DATE = 8/11/2020	DESIGNED - ASH DRAWN - ASH CHECKED - MAS DATE - 07/10/2020	REVISED - REVISED - REVISED - REVISED -	STATE OF ILLINOIS DEPARTMENT OF TRANSPORTATION	SUMMARY OF QUANTITIES	F.A. RTE.: SECTION: D9 BRIDGE REPAIR 2020-7 COUNTY: ** TOTAL SHEETS: 51 SHEET NO.: 4 CONTRACT NO. 78816 ILLINOIS FED. AID PROJECT
			SCALE:	SHEET OF SHEETS	STA. TO STA.

SUMMARY OF QUANTITIES - CONT

COUNTY:	COUNTY:	JACKSON	PERRY
ROUTE:	ROUTE:	FAU 9701	FAP 322
FUNDING:	FUNDING:	100% STATE	100% STATE
LOCATION:	LOCATION:	RURAL	URBAN
		SN 039-0069	SN 073-0033
		0013	0013

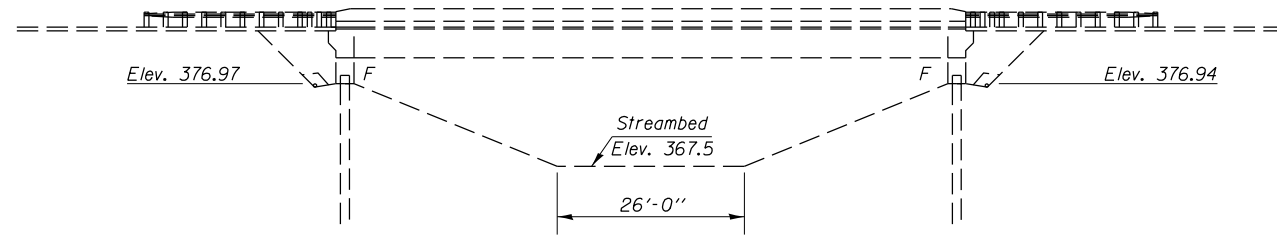
CODE NUMBER	ITEM DESCRIPTION	UNIT	TOTAL QUANTITY	SN 039-0069	SN 073-0033
70600250	IMPACT ATTENUATORS, TEMPORARY (NON- REDIRECTIVE), TEST LEVEL 3	EACH	2	2	0
70600350	IMPACT ATTENUATORS, RELOCATE (NON- REDIRECTIVE), TEST LEVEL 3	EACH	2	2	0
* 84400105	RELOCATE EXISTING LIGHTING UNIT	EACH	1	0	1
* 86200300	UNINTERRUPTABLE POWER SUPPLY, EXTENDED	EACH	1	1	0
X7011800	TRAFFIC CONTROL AND PROTECTION, STANDARD BLR 21	L SUM	1	0	1
Z0048665	RAILROAD PROTECTIVE LIABILITY INSURANCE	L SUM	1	0	1

* SPECIALTY ITEM

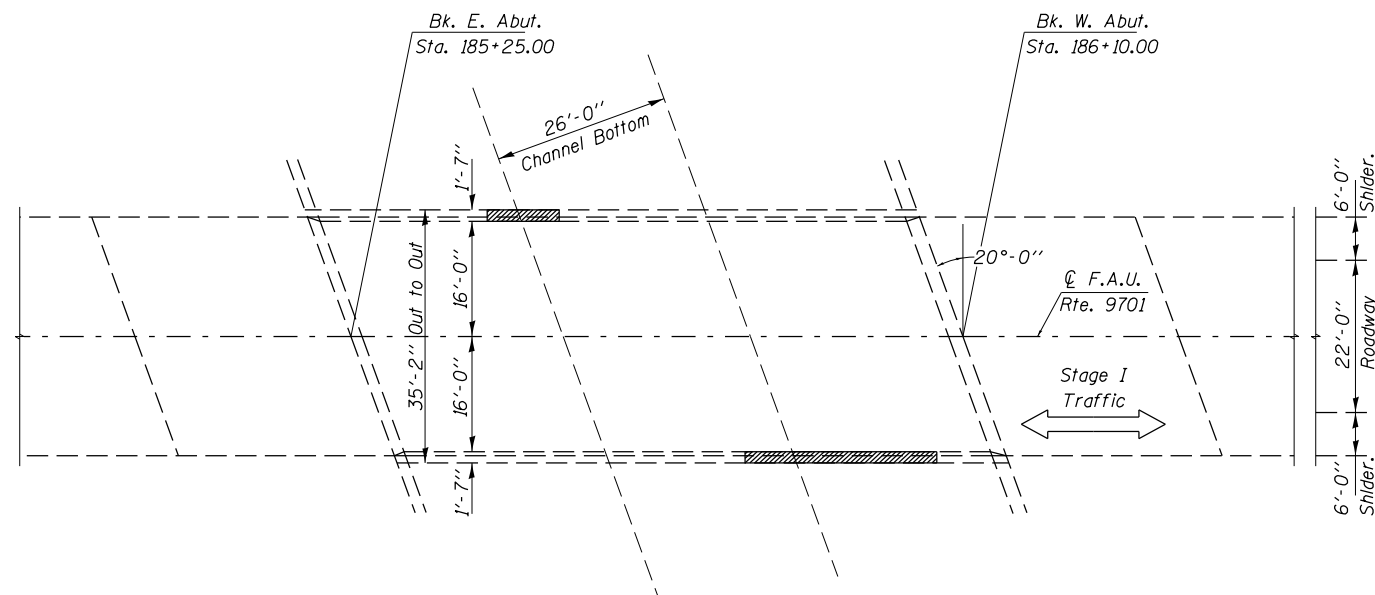
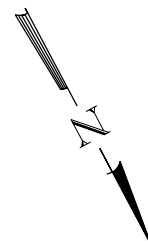
MODEL: Default
 FILE: hmkas_20240811_001_PWDOT\Documents\DOT_Offices\Bartlett_9\Projects\78816\CAAD\Bartlett_9\78816-Sheets.dgn

* F.A.U. 9701 (OLD IL 13) ** JACKSON COUNTY
 F.A.P. 322 (US 51) PERRY COUNTY

USER NAME = hmkas	DESIGNED - ASH	REVISED -	STATE OF ILLINOIS DEPARTMENT OF TRANSPORTATION	SUMMARY OF QUANTITIES			F.A. RTE.	SECTION	COUNTY	TOTAL SHEETS	SHEET NO.	
PLOT SCALE = 100.0000' / in.	DRAWN - ASH	REVISED -					*	D9 BRIDGE REPAIR 2020-7	**	51	5	
PLOT DATE = 8/11/2020	CHECKED - MAS	REVISED -		SCALE:	SHEET	OF	SHEETS	STA.	TO	STA.	ILLINOIS	FED. AID PROJECT
DATE - 07/10/2020	DATE - 07/10/2020	REVISED -		CONTRACT NO. 78816								



ELEVATION



PLAN

Parapet to be repaired

GENERAL NOTES

Reinforcement bars designated (E) shall be epoxy coated.

Plan dimensions and details relative to existing plans are subject to nominal construction variations. The Contractor shall field verify existing dimensions and details affecting new construction and make necessary approved adjustments prior to construction or ordering materials. Such variations shall not be cause for additional compensation for a change in scope of work, however, the Contractor will be paid for the quantity actually furnished at the unit price bid for the work.

Existing reinforcement bars extending into the removal area shall be cleaned, straightened, and incorporated into the new construction. Any reinforcement bars that are damaged during the concrete removal shall be replaced with an approved bar splicer or anchorage system. Cost included in Concrete Removal.

The work, material, and equipment involved in saw cutting shall be considered included in the price bid for Concrete Removal.

TOTAL BILL OF MATERIAL

ITEM	UNIT	QUANTITY
Concrete Removal	Cu. Yd.	6.3
Concrete Superstructure	Cu. Yd.	6.3
Reinforcement Bars, Epoxy Coated	Pound	540



Expires 11-30-2020

David Carl Puze

9/16/2020

SCOPE OF WORK

Parapet Repairs

DESIGN STRESSES

NEW CONSTRUCTION FIELD UNITS

$f'_c = 3,500 \text{ psi}$
 $f_y = 60,000 \text{ psi (Reinf.)}$

**PARAPET REPAIR
 OLD IL 13 (FAU 9701)
 OVER MUD CREEK
 JACKSON COUNTY
 D9 BRIDGE REPAIR 2020-7
 SN 039-0069**

* F.A.U. 9701 (OLD IL 13) F.A.P. 322 (US 51) ** JACKSON COUNTY PERRY COUNTY

MODEL: Default
 FILE: h:\mhc\p\pub\harcam\dat\illink\gov\p\pub\dot\Documents\DOT_Offices\Illin\ct 9\Project\78816\CADD\DATA\CADD\Sheets\0778816-Sheets.dgn

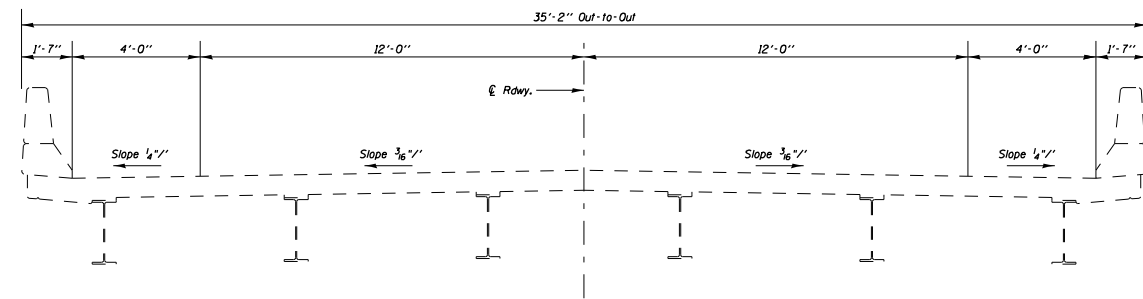
USER NAME = henkas	DESIGNED - ASH	REVISED -
	DRAWN - ASH	REVISED -
PLOT SCALE = 40.0000 ' / in.	CHECKED - MAS	REVISED -
PLOT DATE = 8/11/2020	DATE - 07/10/2020	REVISED -

**STATE OF ILLINOIS
 DEPARTMENT OF TRANSPORTATION**

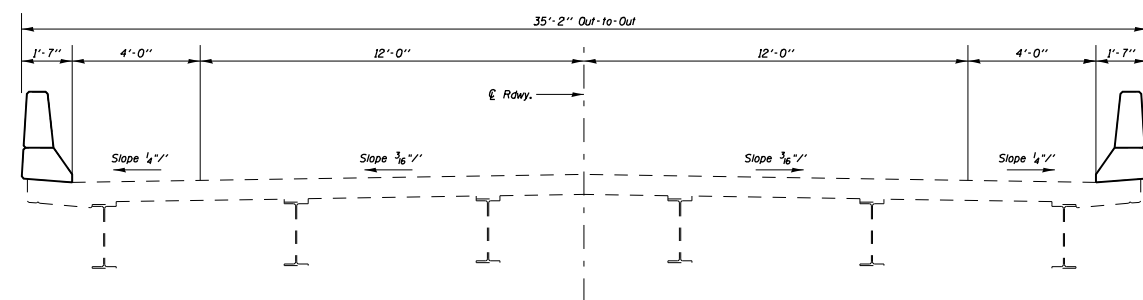
**GENERAL PLAN AND ELEVATION
 SN 039-0069**

SCALE: SHEET 1 OF 10 SHEETS STA. TO STA.

F.A.U. RTE.	SECTION	COUNTY	TOTAL SHEETS	SHEET NO.
*	D9 BRIDGE REPAIR 2020-7	**	51	6
			CONTRACT NO. 78816	
		ILLINOIS	FED. AID PROJECT	

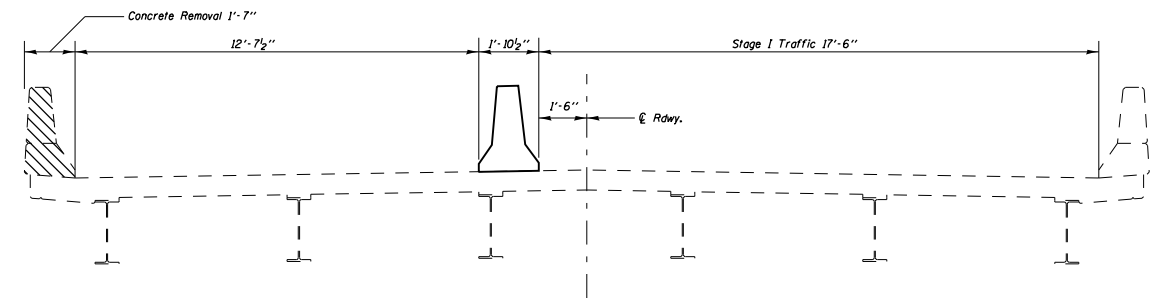


TYPICAL BRIDGE SECTION - EXISTING

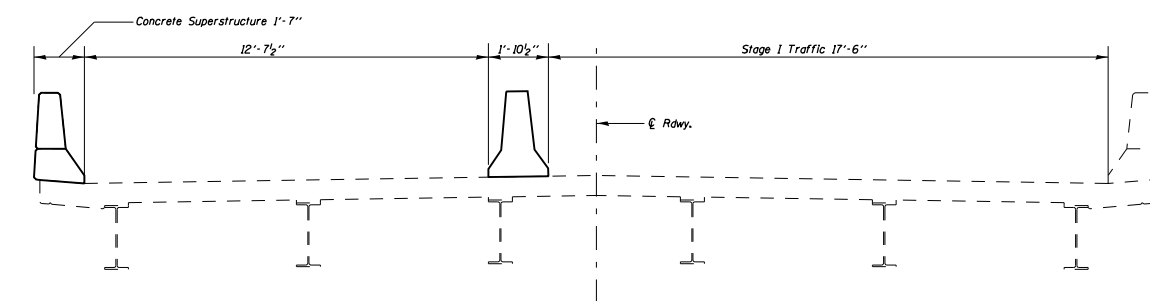


TYPICAL BRIDGE SECTION - PROPOSED

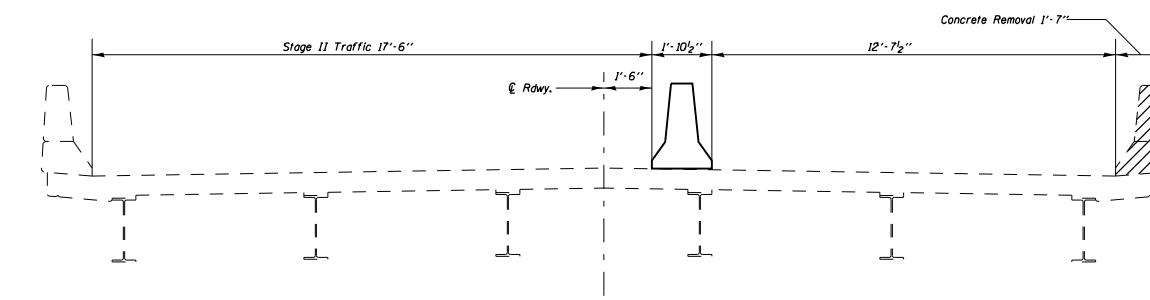
Note: All sections looking west.



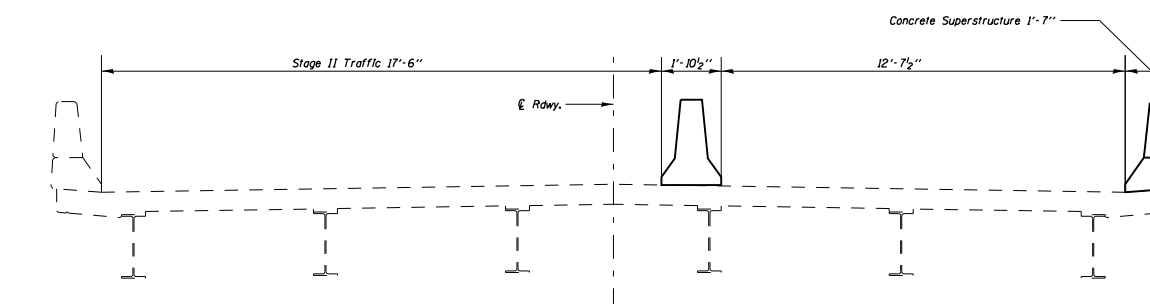
STAGE I REMOVAL



STAGE I CONSTRUCTION



STAGE II REMOVAL



STAGE II CONSTRUCTION

**STATE OF ILLINOIS
DEPARTMENT OF TRANSPORTATION**

**STAGING DETAILS
SN 039-0069**

F.A.U. 9701 (OLD IL 13)
F.A.P. 322 (05 51)

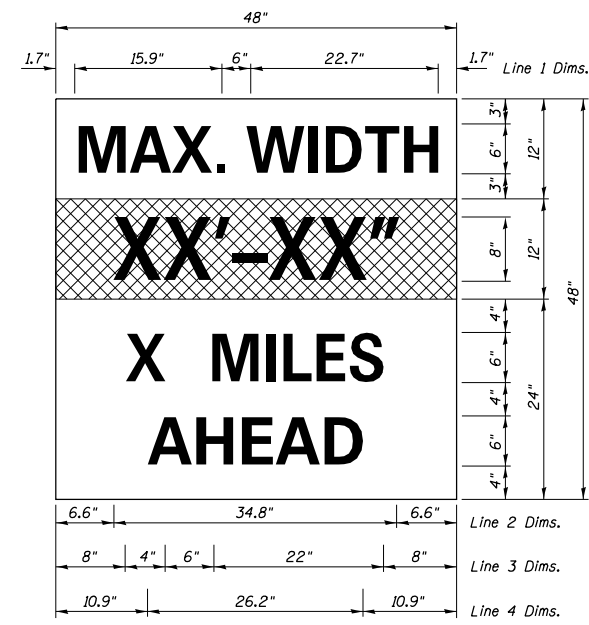
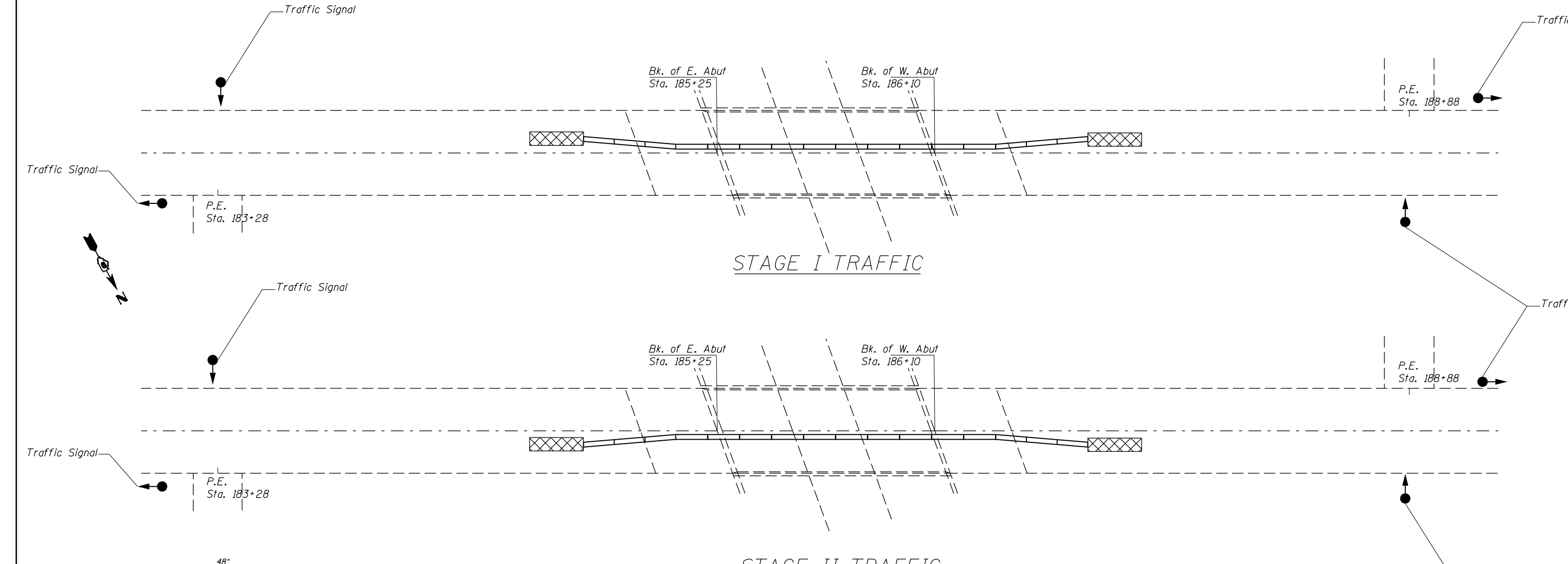
JACKSON COUNTY
PERRY COUNTY

USER NAME = henkas	DESIGNED - ASH	REVISED -
	DRAWN - ASH	REVISED -
PLOT SCALE = 6,0000' / in.	CHECKED - MAS	REVISED -
PLOT DATE = 8/11/2020	DATE - 07/10/2020	REVISED -

SCALE: SHEET OF SHEETS STA. TO STA.

F.A. RTE.	SECTION	COUNTY	TOTAL SHEETS	SHEET NO.
D9	BRIDGE REPAIR 2020-7	**	51	7
			CONTRACT NO. 78816	
		ILLINOIS	FED. AID PROJECT	

MODEL: Default
FILE: h:\mhc\proj\uplanroom.dwg\illinois\pww\DOT\Documents\DOT - Offices\District 9\Projects\78816\CADD\Drawings\9778816-Sheets.dwg



W12-1103
 W12-1103, No Border
 "MAX WIDTH" 6D, No Border, Black on White
 "XX'-XX\"" 8D, No Border, Black on Orange
 "X MILES" 6D, No Border, Black on White
 "AHEAD" 6D, No Border, Black on White

- Notes for Max Width Sign:**
1. Install a Max Width Sign each direction on Old IL 13 to give traffic approaching work zone enough advance notice to change routes if needed. Exact locations as directed by engineer.
 2. The contractor shall furnish the posts and erect the signs at the locations directed by the engineer. All signs shall be post mounted.
 3. The noted work, including signs, posts, hardware and labor shall be included in the contract unit price, each, for Traffic Control and Protection, Std. 701321, no other compensation will be allowed.
 4. The width shown on the W12-1103 sign shall be 18" less than what is shown in the staged lane widths table or as directed by the Engineer.
 5. The "X" MILES AHEAD will be determined by the engineer.

LEGEND
 Impact Attenuator

MODEL: Default
 FILE: h:\aspc_projects\perry\roadwork\roadwork.dwg
 PROJECT: 78816\CADD\DATA\CADD\Drawings\78816-Sheets.dwg
 OFFICE: J:\Projects\78816\CADD\DATA\CADD\Drawings\78816-Sheets.dwg
 USER: henkas
 DATE: 8/11/2020

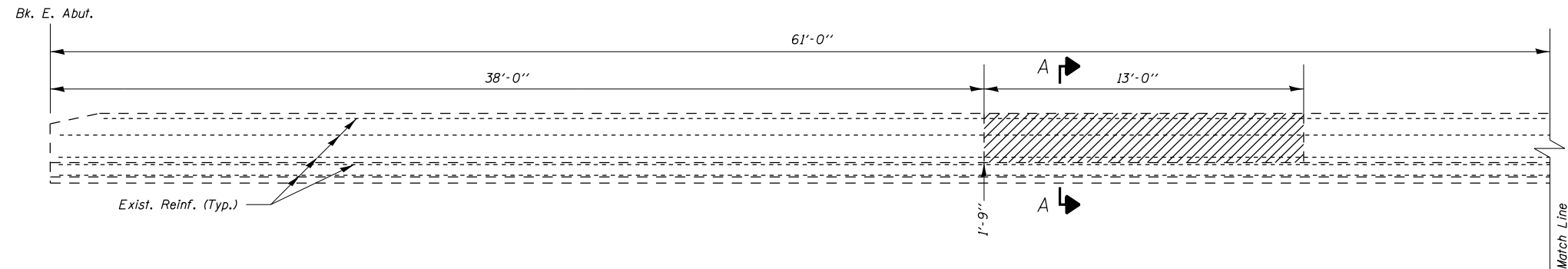
USER NAME = henkas	DESIGNED - ASH	REVISED -
DRAWN - ASH	REVISIONS -	
PLOT SCALE = 60.0000 ' / in.	CHECKED - MAS	REVISED -
PLOT DATE = 8/11/2020	DATE - 07/10/2020	REVISED -

STATE OF ILLINOIS
DEPARTMENT OF TRANSPORTATION

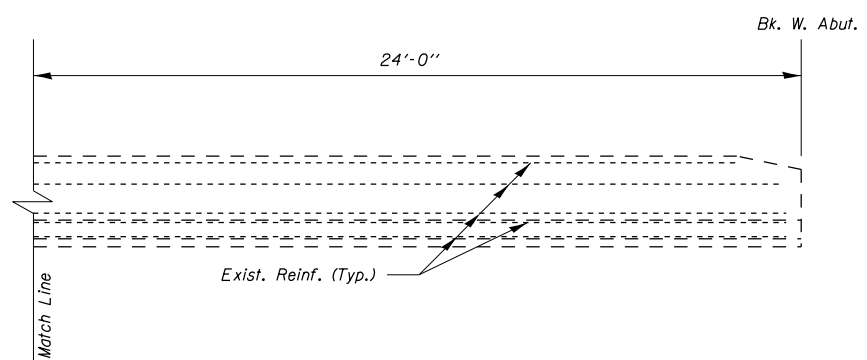
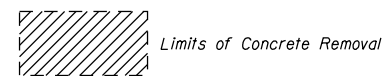
STAGING DETAILS
SN 039-0069

SCALE: SHEET OF SHEETS STA. TO STA.

F.A. RTE.	SECTION	COUNTY	TOTAL SHEETS	SHEET NO.
* D9 BRIDGE REPAIR 2020-7	**	JACKSON COUNTY	51	8
CONTRACT NO. 78816			ILLINOIS FED. AID PROJECT	

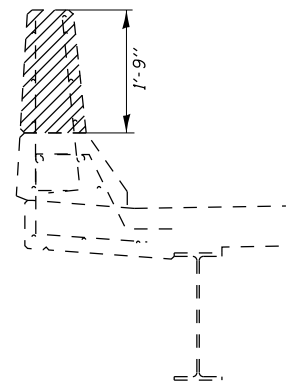


ELEV VIEW OF PARAPET
Looking South



ELEV VIEW OF PARAPET
Looking South

Note: Where length of repair is equal to or greater than 6'-0", existing reinforcement shall be cut a min. 2'-7" (or as required) from removal line to provide required min. bar lap.



SECTION A-A

SOUTH PARAPET DETAILS
F.A.U. 9701 SEC. D9 CM BRIDGE REPAIR 2020-7
JACKSON COUNTY
STRUCTURE 039-0069

* F.A.U. 9701 (OLD IL 13)
F.A.P. 322 (US 51) ** JACKSON COUNTY
PERRY COUNTY

MODEL: Default
FILE: hmkas_20200811\p0390069.dwg
PROJECT: 78816\CAAD\Drawings\039\039-0069.dwg
SHEET: 9

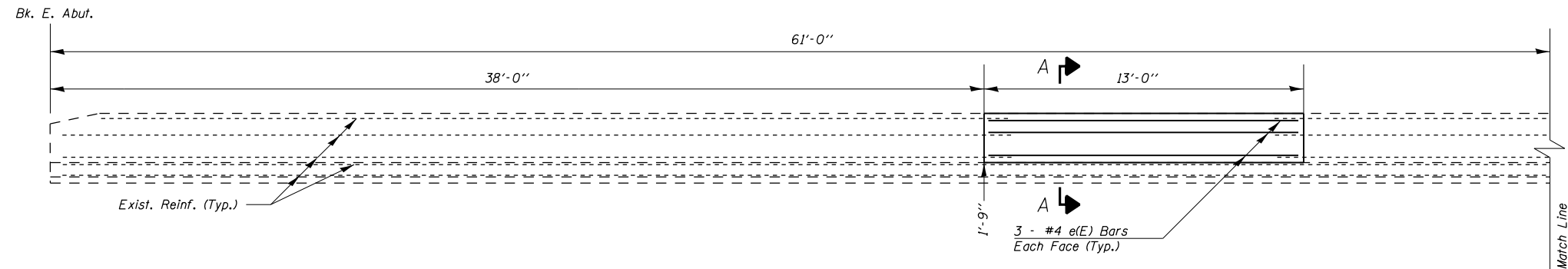
USER NAME = hmkas	DESIGNED - ASH	REVISED -
	DRAWN - ASH	REVISED -
PLOT SCALE = 6.0000' / in.	CHECKED - MAS	REVISED -
PLOT DATE = 8/11/2020	DATE - 07/10/2020	REVISED -

STATE OF ILLINOIS
DEPARTMENT OF TRANSPORTATION

PARAPET DETAILS
SN 039-0069

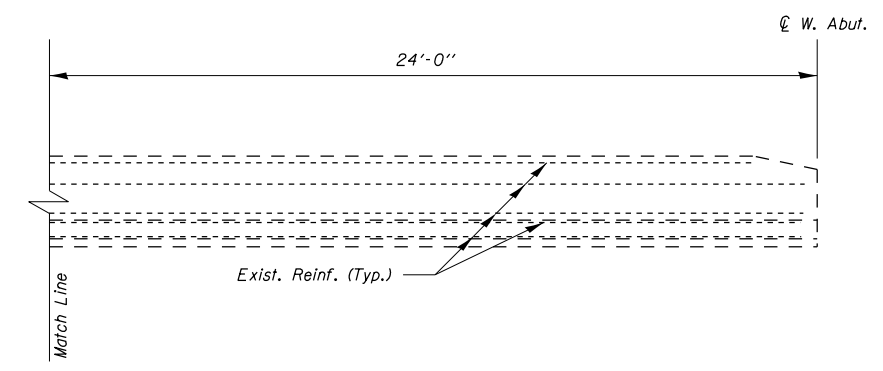
SCALE: SHEET OF SHEETS STA. TO STA.

F.A. RTE.	SECTION	COUNTY	TOTAL SHEETS	SHEET NO.
*	D9 BRIDGE REPAIR 2020-7	**	51	9
CONTRACT NO. 78816				
ILLINOIS FED. AID PROJECT				

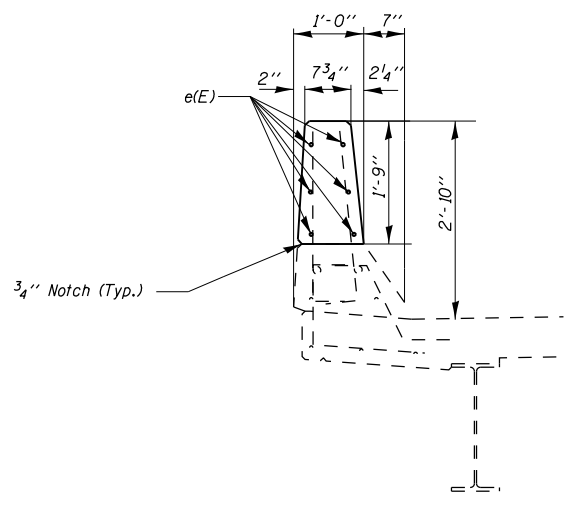


ELEV VIEW OF PARAPET
Looking South

MIN. BAR LAP
#4 Bar = 2'-7"



ELEV VIEW OF PARAPET
Looking South



BILL OF MATERIAL

BAR	NO.	SIZE	LENGTH	SHAPE
e(E)	6	4	12'-9"	—
CONCRETE SUPERSTRUCTURE			CU YD	1.3
CONCRETE REMOVAL			CU YD	1.3
REINFORCEMENT BARS EPOXY COATED			POUND	60

SOUTH PARAPET DETAILS
F.A.U. 9701 SEC. D9 CM BRIDGE REPAIR 2020-7
JACKSON COUNTY
STRUCTURE 039-0069

* F.A.U. 9701 (OLD IL 13)
F.A.P. 322 (US 51) ** JACKSON COUNTY
PERRY COUNTY

MODEL: Default
FILE: hmkas.dwg
PLOT: hmkas.dwg
PLOT DATE: 8/11/2020

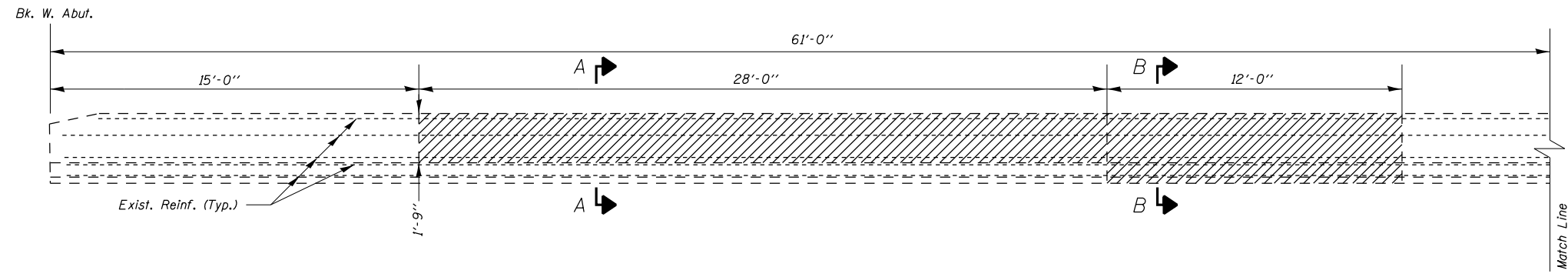
USER NAME = hmkas	DESIGNED - ASH	REVISED -
	DRAWN - ASH	REVISED -
PLOT SCALE = 6.0000' / in.	CHECKED - MAS	REVISED -
PLOT DATE = 8/11/2020	DATE - 07/10/2020	REVISED -

STATE OF ILLINOIS
DEPARTMENT OF TRANSPORTATION

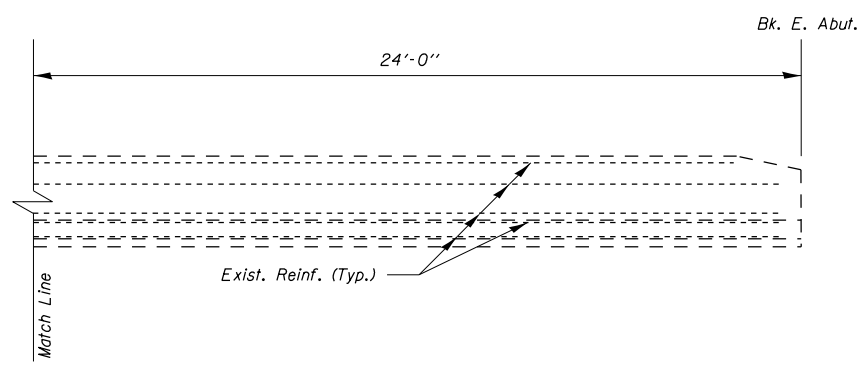
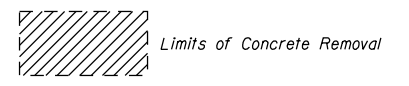
PARAPET DETAILS
SN 039-0069

SCALE: SHEET OF SHEETS STA. TO STA.

F.A. RTE.	SECTION	COUNTY	TOTAL SHEETS	SHEET NO.
*	D9 BRIDGE REPAIR 2020-7	**	51	10
CONTRACT NO. 78816				
ILLINOIS FED. AID PROJECT				

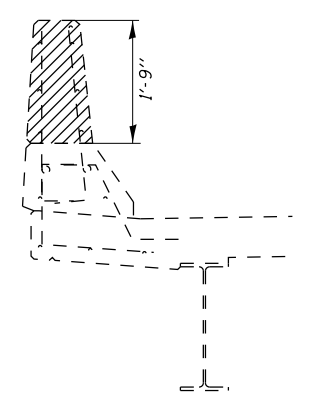


ELEV VIEW OF PARAPET
Looking North

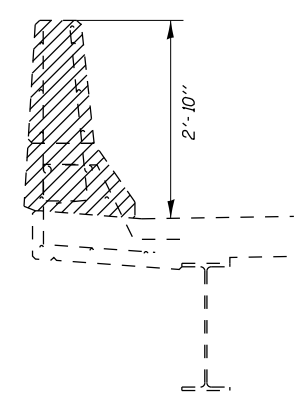


ELEV VIEW OF PARAPET
Looking North

Note: Where length of repair is equal to or greater than 6'-0", existing reinforcement shall be cut a min. 2'-7" (or as required) from removal line to provide required min. bar lap.



SECTION A-A



SECTION B-B

NORTH PARAPET DETAILS
F.A.U. 9701 SEC. D9 CM BRIDGE REPAIR 2020-7
JACKSON COUNTY
STRUCTURE 039-0069

* F.A.U. 9701 (OLD IL 13)
F.A.P. 322 (US 51) ** JACKSON COUNTY
PERRY COUNTY

MODEL: Default
FILE: hmkas_20200811.pwd\DOT\Documents\DOT_Offices\District 9\Projects\78816\CADD\Drawings\0778816-Sheets.dgn

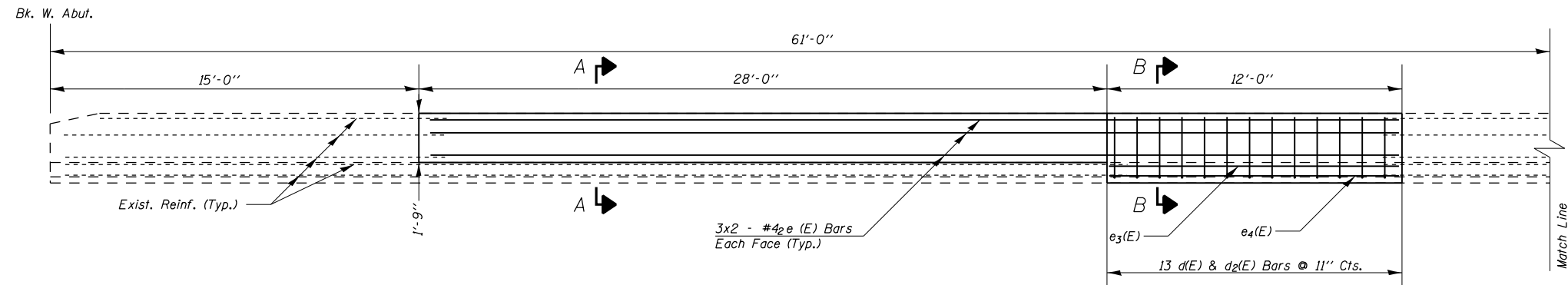
USER NAME = hmkas	DESIGNED - ASH	REVISED -
	DRAWN - ASH	REVISED -
PLOT SCALE = 6,0000' / in.	CHECKED - MAS	REVISED -
PLOT DATE = 8/11/2020	DATE - 07/10/2020	REVISED -

STATE OF ILLINOIS
DEPARTMENT OF TRANSPORTATION

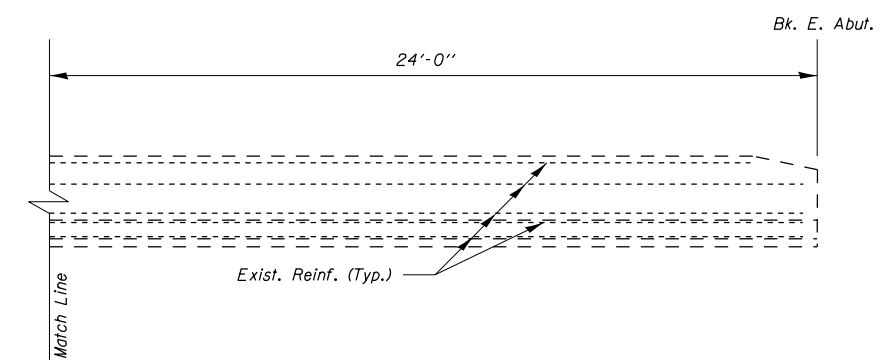
PARAPET DETAILS
SN 039-0069

SCALE: SHEET OF SHEETS STA. TO STA.

F.A. RTE.	SECTION	COUNTY	TOTAL SHEETS	SHEET NO.
*	D9 BRIDGE REPAIR 2020-7	**	51	11
CONTRACT NO. 78816				
ILLINOIS FED. AID PROJECT				



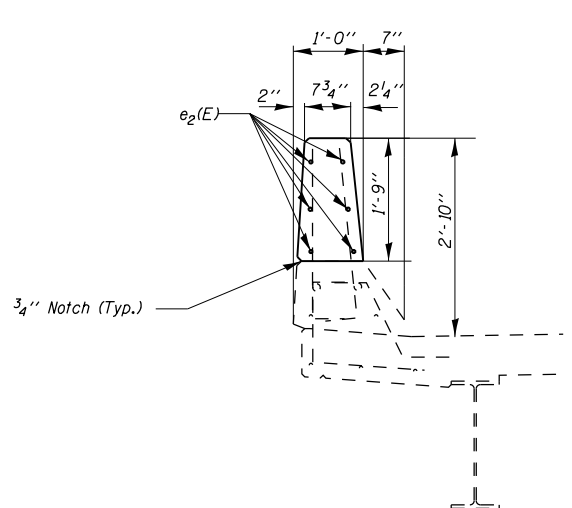
ELEV VIEW OF PARAPET
Looking North



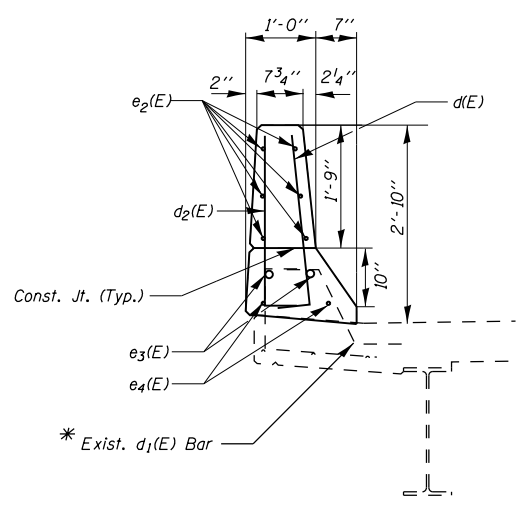
ELEV VIEW OF PARAPET
Looking North

* The Contractor shall test 10% of the $d_1(E)$ bars in the front face of the new parapet to meet the minimum certified pull out load of 9.2 kips. For every bar that fails to meet the pull out load of 9.2 kips, the Contractor shall test two additional bars and re-grout an additional $d_1(E)$ bar $\pm 4''$ on either side of the failed bar. The cost of testing, furnishing and installing additional bars shall be included with the cost of "Reinforcement Bars, Epoxy Coated".

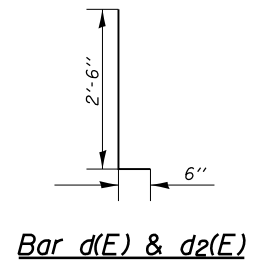
MIN. BAR LAP
#4 Bar = 2'-7"
#5 Bar = 3'-2"
#8 Bar = 6'-4"



SECTION A-A



SECTION B-B



Bar d(E) & d2(E)

BILL OF MATERIAL

BAR	NO.	SIZE	LENGTH	SHAPE
$d(E)$	13	5	3'-0"	□
$d_2(E)$	13	4	3'-0"	□
$e_2(E)$	12	4	21'-2"	□
$e_3(E)$	2	8	11'-9"	□
$e_4(E)$	2	5	11'-9"	□
CONCRETE SUPERSTRUCTURE				CU YD 5
CONCRETE REMOVAL				CU YD 5
REINFORCEMENT BARS EPOXY COATED				POUND 480

NORTH PARAPET DETAILS
F.A.U. 9701 SEC. D9 CM BRIDGE REPAIR 2020-7
JACKSON COUNTY
STRUCTURE 039-0069

* F.A.U. 9701 (OLD IL 13) F.A.P. 322 (US 51) ** JACKSON COUNTY PERRY COUNTY

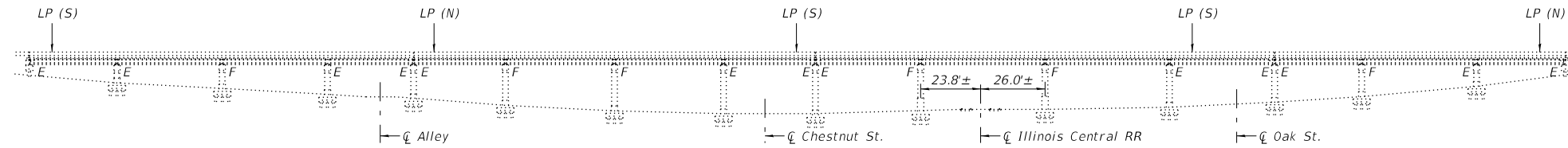
MODEL: Default
FILE: hmkas.dwg
C:\Users\henkas\OneDrive\Documents\DOT - Office\Drawings\9701\Drawings\039-0069\039-0069-01.dwg
PLOT DATE = 8/11/2020

USER NAME = henkas	DESIGNED - ASH	REVISED -
DRAWN - ASH	CHECKED - MAS	REVISED -
PLOT SCALE = 6.0000' / in.	DATE - 07/10/2020	REVISED -

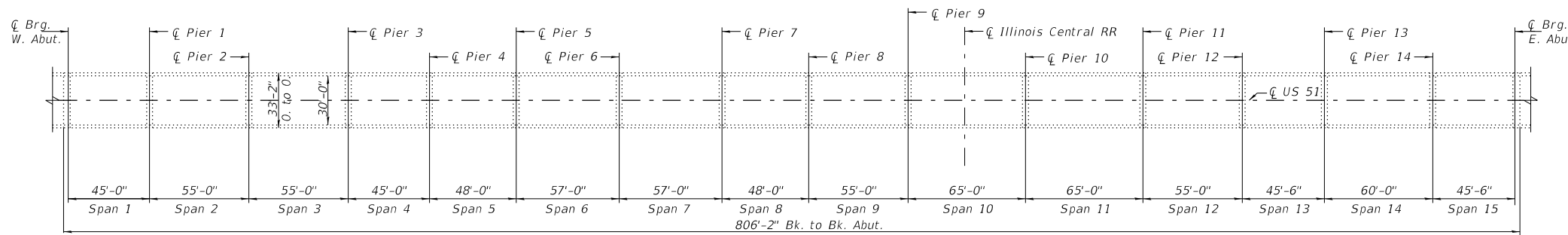
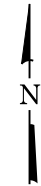
STATE OF ILLINOIS
DEPARTMENT OF TRANSPORTATION

PARAPET DETAILS
SN 039-0069

SCALE:	SHEET	OF	SHEETS	STA.	TO	STA.	F.A. RTE.	SECTION	COUNTY	TOTAL SHEETS	SHEET NO.
							D9 BRIDGE REPAIR 2020-7	**		51	12
										CONTRACT NO. 78816	
										ILLINOIS FED. AID PROJECT	



ELEVATION



PLAN

GENERAL NOTES

Reinforcement bars designated (E) shall be epoxy coated.
 Plan dimensions and details relative to existing plans are subject to nominal construction variations. The Contractor shall field verify existing dimensions and details affecting new construction and make necessary approved adjustments prior to construction or ordering materials. Such variations shall not be cause for additional compensation for a change in scope of work, however, the Contractor will be paid for the quantity actually furnished at the unit price bid for the work.

Existing reinforcement bars extending into the removal area shall be cleaned, straightened, and incorporated into the new construction. Any reinforcement bars that are damaged during the concrete removal shall be replaced with an approved bar splicer or anchorage system. Cost included in Concrete Removal.

The work, material, and equipment involved in saw cutting shall be considered included in the price bid for Concrete Removal.

SCOPE OF WORK

Parapet Repairs

DESIGN STRESSES

NEW CONSTRUCTION FIELD UNITS

$f'_c = 3500$ psi
 $f_y = 60,000$ psi (Reinf.)



Expires 11-30-2020

David Carl Puzey

9/16/2020

TOTAL BILL OF MATERIAL

ITEM	UNIT	QUANTITY
Concrete Removal	Cu. Yd.	17.0
Concrete Superstructure	Cu. Yd.	17.0
Reinforcement Bars, Epoxy Coated	Pound	1260

GENERAL PLAN
 U.S. ROUTE 51 OVER
 ILLINOIS CENTRAL RAILROAD
 F.A.P. 322
 STRUCTURE NUMBER 073-0033

F.A.U. 9701 (OLD IL 13) JACKSON COUNTY
 * F.A.P. 322 (US 51) **PERRY COUNTY

MODEL: Default
 FILE: \\nas01.cpe.purdue.edu\illinois\pwr\PROJECTS\DOT Documents\DOT Offices\District 9\Projects\78816\CADD\Drawings\0778816-Sheets.dgn

USER NAME = henkas	DESIGNED - ASH	REVISED -
	DRAWN - ASH	REVISED -
PLOT SCALE = 0.2000' / in.	CHECKED - MAS	REVISED -
PLOT DATE = 8/11/2020	DATE - 07/10/2020	REVISED -

STATE OF ILLINOIS
 DEPARTMENT OF TRANSPORTATION

GENERAL PLAN AND ELEVATION
 SN 073-0033

SCALE: SHEET OF SHEETS STA. TO STA.

F.A. RTE.	SECTION	COUNTY	TOTAL SHEETS	SHEET NO.
*	D9 BRIDGE REPAIR 2020-7	**	51	13
				CONTRACT NO. 78816
		ILLINOIS	FED. AID PROJECT	

- 1 US 51 SOUTH TRUCKS DETOUR [up arrow] 2 REQUIRED
- 2 US 51 SOUTH TRUCKS DETOUR [left arrow] 2 REQUIRED
- 3 US 51 SOUTH TRUCKS DETOUR [right arrow] 3 REQUIRED
- 4 US 51 NORTH TRUCKS DETOUR [left arrow] 2 REQUIRED
- 5 US 51 NORTH TRUCKS DETOUR [right arrow] 2 REQUIRED

TYPICAL SIGN DETAILS

- US 51 SOUTH TRUCKS DETOUR [left arrow] M1-I100
- US 51 SOUTH TRUCKS DETOUR [left arrow] M3-1, M3-2, M3-3 SIMILAR TO ILLINOIS STANDARD R2-I109 FOR SIGN DIMENSIONS
- US 51 SOUTH TRUCKS DETOUR [left arrow] M4-8 BLACK ON ORANGE
- US 51 SOUTH TRUCKS DETOUR [left arrow] M5-1, M6-1, M6-3 BLACK ON ORANGE

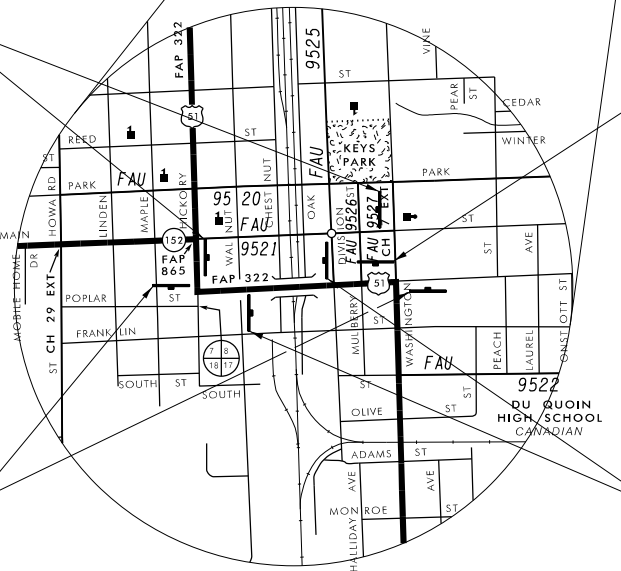
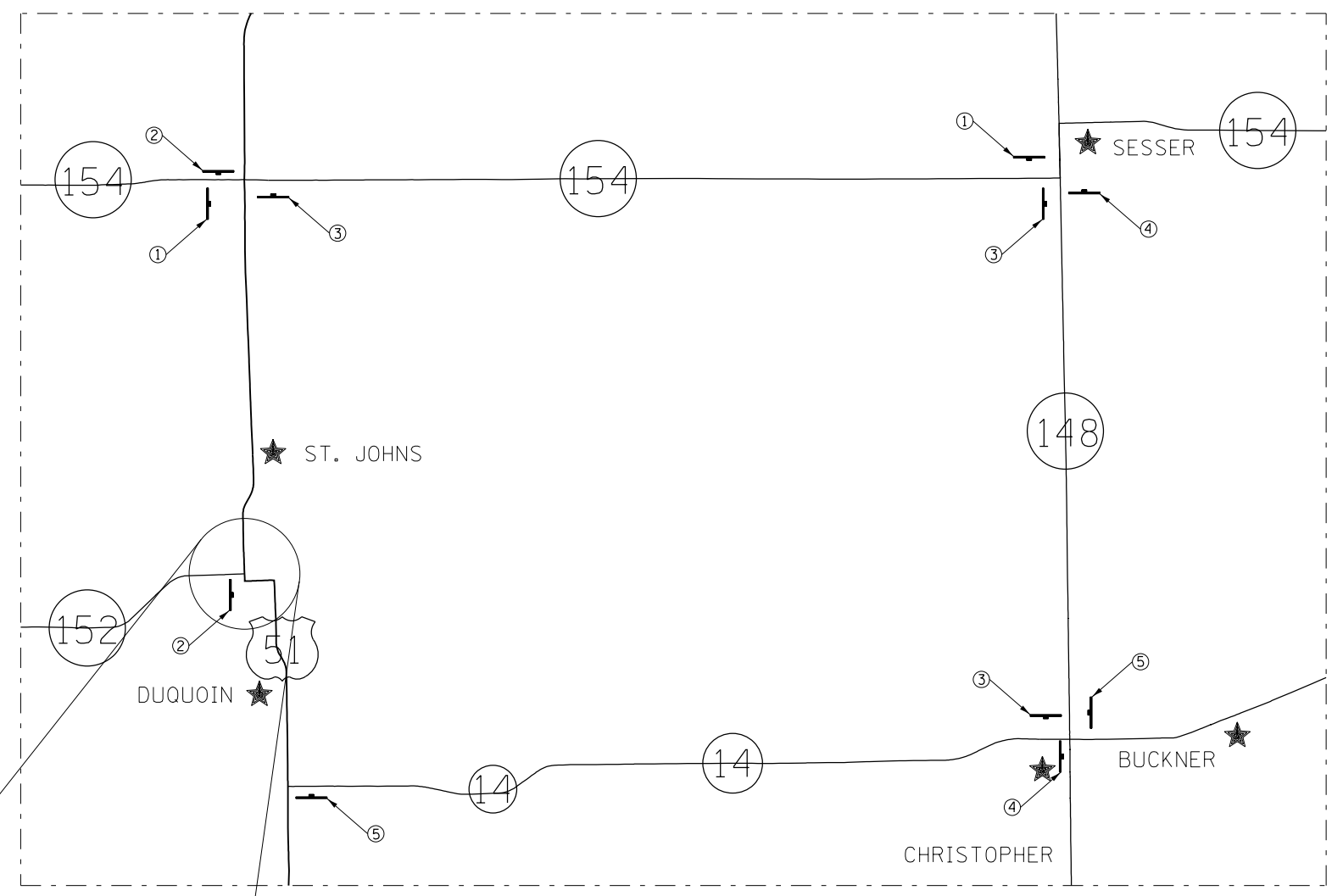
NO TRUCKS ALLOWED SIMILAR TO ILLINOIS STANDARD R5-I103 FOR SIGN DIMENSIONS (2 REQUIRED)

BRIDGE CLOSED [left arrow] R11-I104

BRIDGE CLOSED [right arrow]

AUTHORIZED VEHICLES USE THIS SIDE

BRIDGE CLOSED EXCEPT AUTHORIZED VEHICLES R3-I101



- NOTES:**
1. THE CONTRACTOR HAS THE OPTION OF USING METAL POSTS INSTEAD OF WOOD.
 2. THE POSTS SHALL BE PLACED 12 FEET FROM THE EDGE OF PAVEMENT OR AS DIRECTED BY THE ENGINEER.
 3. THE COST OF FURNISHING, REMOVING, AND INSTALLING ALL SIGNS, CMS, AND HARDWARE AS SHOWN ON THIS SHEET, SHALL BE INCLUDED IN TC&P STANDARD BLR 21.
 4. THE RELOCATING, MAINTENANCE OR REPLACEMENT OF SIGNS SHALL BE PAID FOR IN ACCORDANCE WITH ARTICLE 109.04.
 5. EXACT SIGN PLACEMENT WILL BE DETERMINED BY THE ENGINEER.
 6. THE DISTRICT 9 OPERATIONS ENGINEER SHALL BE CONTACTED 10 DAYS PRIOR TO THE ERECTION OF SIGNS.
 7. ALL SIGNS SHALL BE BLACK ON WHITE UNLESS NOTED OTHERWISE.

SIGN INSTALLED ON TYPE III BARRICADE AT END OF LANE AVAILABLE TO AUTHORIZED VEHICLES (2 REQUIRED)

SIGNS INSTALLED ON TYPE III BARRICADE AT END OF CLOSED SHOULDERS (4 REQUIRED)

MODEL: Default FILE: hmkas... PROJECT: 78816... SHEET: 14

USER NAME = hmkas	DESIGNED - ASH	REVISED -
DRAWN - ASH	REVISIONS -	
PLOT SCALE = 100,0000' / in.	CHECKED - MAS	REVISED -
PLOT DATE = 8/11/2020	DATE - 07/10/2020	REVISED -

STATE OF ILLINOIS DEPARTMENT OF TRANSPORTATION

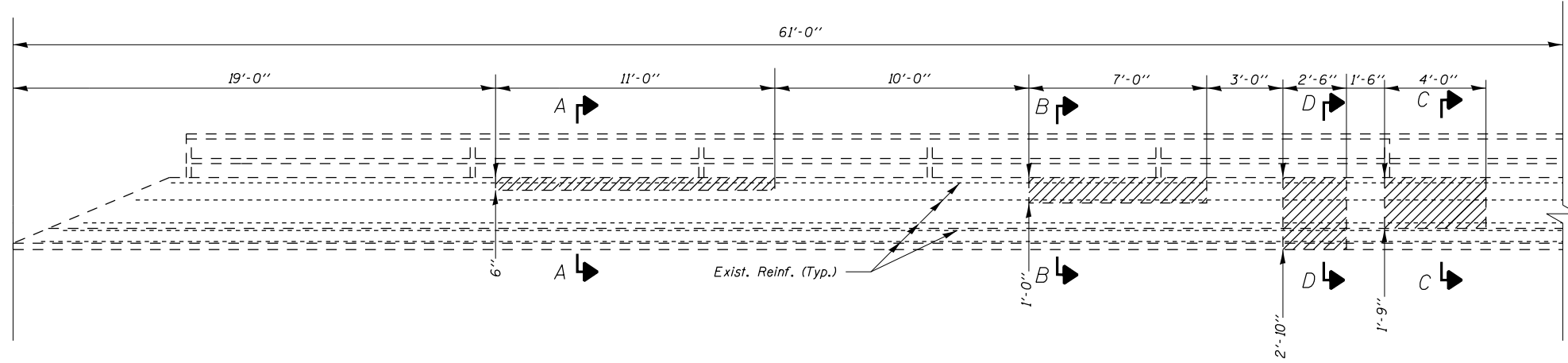
DETOUR SIGNING

SCALE: SHEET OF SHEETS STA. TO STA.

F.A.U. 9701 (OLD IL 13) JACKSON COUNTY
F.A.P. 322 (US 51) PERRY COUNTY

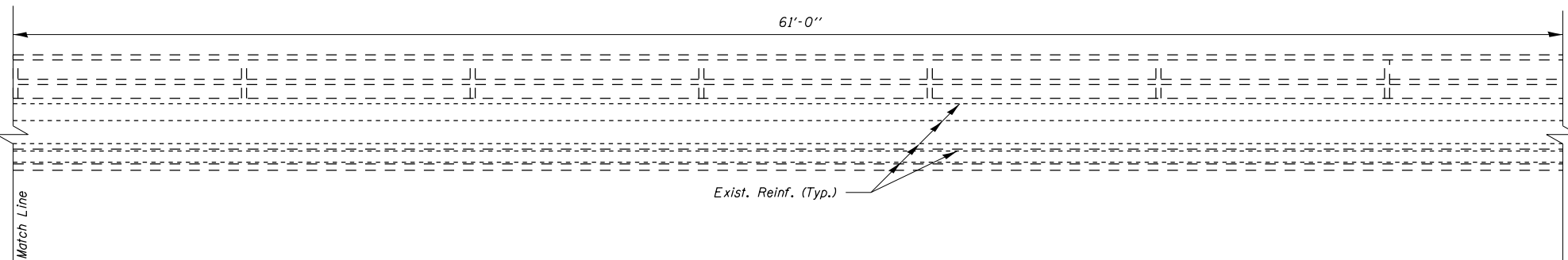
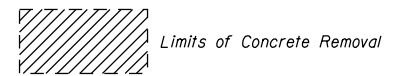
F.A. RTE.	SECTION	COUNTY	TOTAL SHEETS	SHEET NO.
*	D9 BRIDGE REPAIR 2020-7	**	51	14
CONTRACT NO. 78816				
ILLINOIS FED. AID PROJECT				

W. Approach



ELEV VIEW OF PARAPET

Looking North

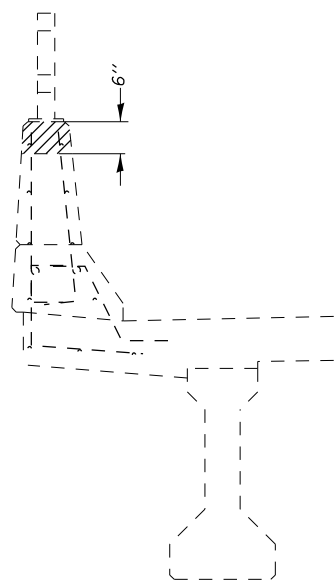


ELEV VIEW OF PARAPET

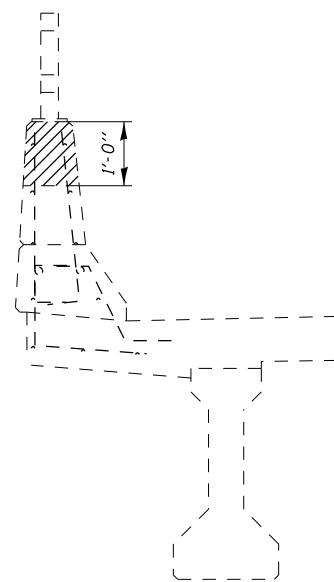
Looking North

Note: Where length of repair is equal to or greater than 6'-0", existing reinforcement shall be cut a min. 2'-7" (or as required) from removal line to provide required min. bar lap.

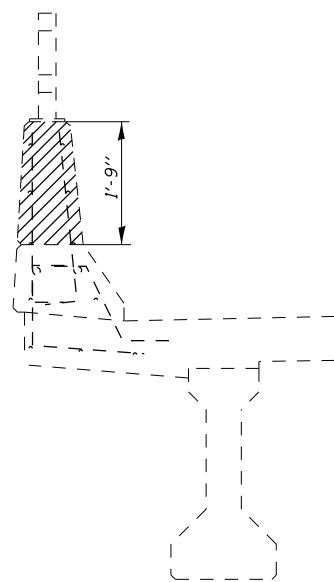
Where length of repair is less than 6'-0", existing reinforcement shall not be cut, but shall be salvaged as noted in the General Notes.



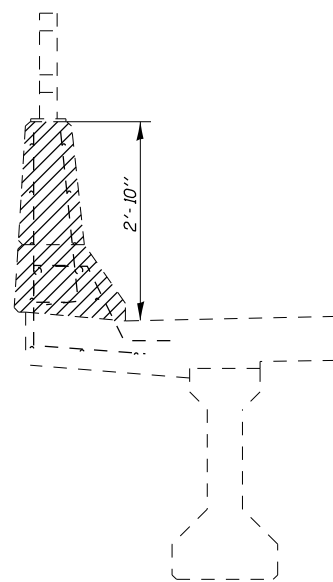
SECTION A-A



SECTION B-B



SECTION C-C



SECTION D-D

NORTH PARAPET DETAILS
F.A.P. 322 SEC. D9 CM BRIDGE REPAIR 2020-7
PERRY COUNTY
STRUCTURE 073-0033

F.A.U. 9701 (OLD IL 13) JACKSON COUNTY
 F.A.P. 322 (US 51) PERRY COUNTY

MODEL: Default
 FILE: Model: p:\pub\perry\room.dwg
 PROJECT: 78816
 SHEET: 15

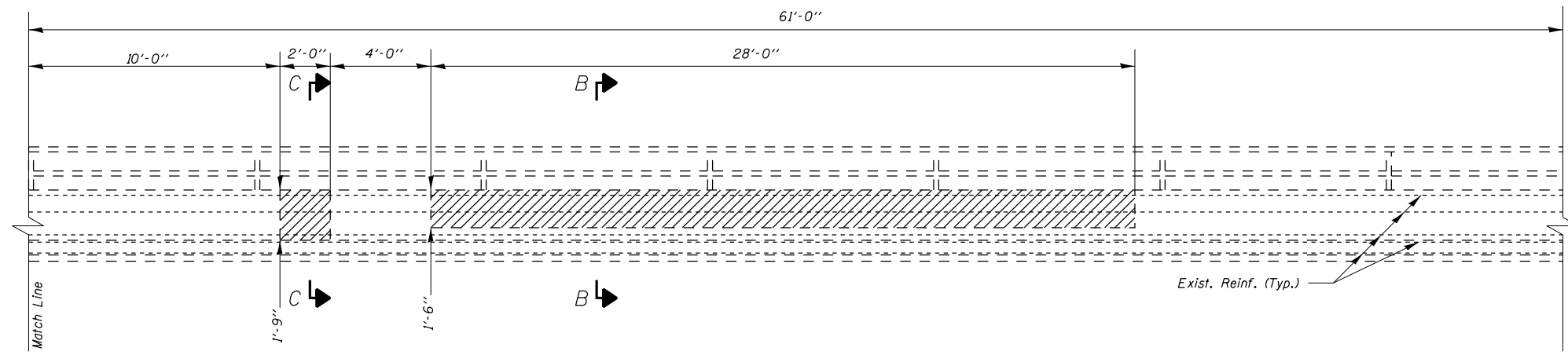
USER NAME = henkas	DESIGNED - ASH	REVISED -
	DRAWN - ASH	REVISED -
PLOT SCALE = 6.0000' / in.	CHECKED - MAS	REVISED -
PLOT DATE = 8/11/2020	DATE - 07/10/2020	REVISED -

STATE OF ILLINOIS
DEPARTMENT OF TRANSPORTATION

PARAPET DETAILS
SN 073-0033

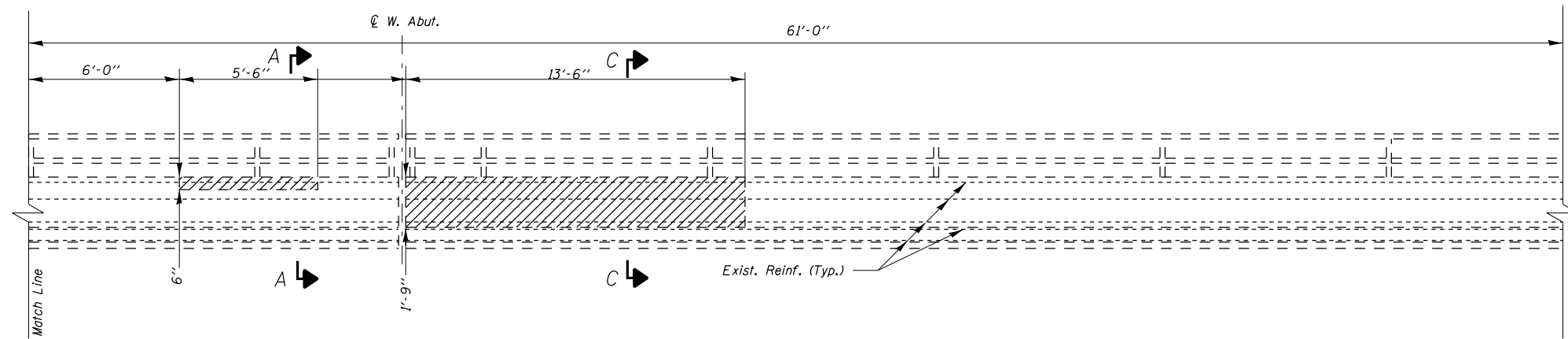
SCALE: SHEET OF SHEETS STA. TO STA.

F.A. RTE.	SECTION	COUNTY	TOTAL SHEETS	SHEET NO.
*	D9 BRIDGE REPAIR 2020-7	**	51	15
			CONTRACT NO. 78816	
		ILLINOIS	FED. AID PROJECT	



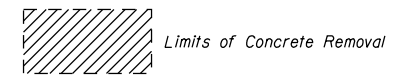
ELEV VIEW OF PARAPET

Looking North



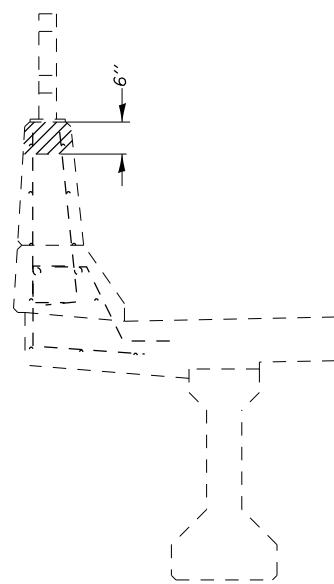
ELEV VIEW OF PARAPET

Looking North

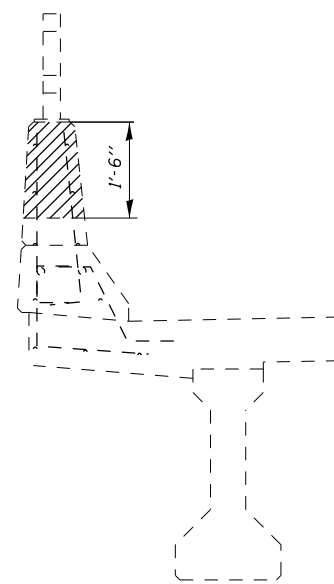


Note: Where length of repair is equal to or greater than 6'-0", existing reinforcement shall be cut a min. 2'-7" (or as required) from removal line to provide required min. bar lap.

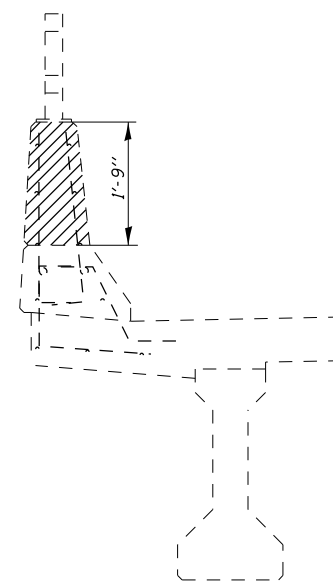
Where length of repair is less than 6'-0", existing reinforcement shall not be cut, but shall be salvaged as noted in the General Notes.



SECTION A-A



SECTION B-B



SECTION C-C

NORTH PARAPET DETAILS
F.A.P. 322 SEC. D9 CM BRIDGE REPAIR 2020-7
PERRY COUNTY
STRUCTURE 073-0033

F.A.U. 9701 (OLD IL 13) JACKSON COUNTY
 F.A.P. 322 (US 51) ** PERRY COUNTY

MODEL: Default
 FILE: North_Parapet_Details.dwg
 PROJECT: 78816-CADDATA-CADDATA-078816-Sheets.dwg
 OFFICE: J:\Projects\78816-CADDATA-CADDATA-078816-Sheets.dwg

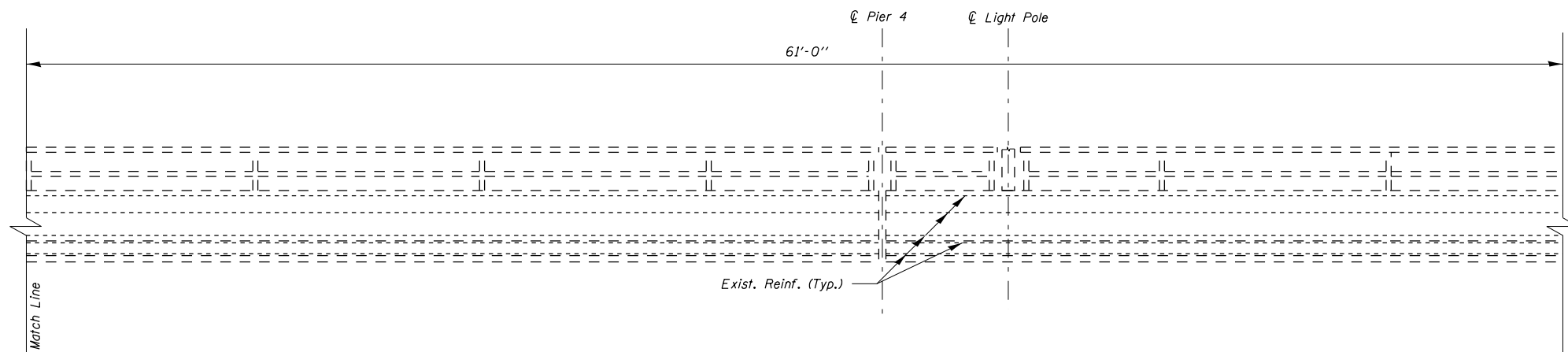
USER NAME = henkas	DESIGNED - ASH	REVISED -
	DRAWN - ASH	REVISED -
PLOT SCALE = 6,0000' / in.	CHECKED - MAS	REVISED -
PLOT DATE = 8/11/2020	DATE - 07/10/2020	REVISED -

STATE OF ILLINOIS
DEPARTMENT OF TRANSPORTATION

PARAPET DETAILS
SN 073-0033

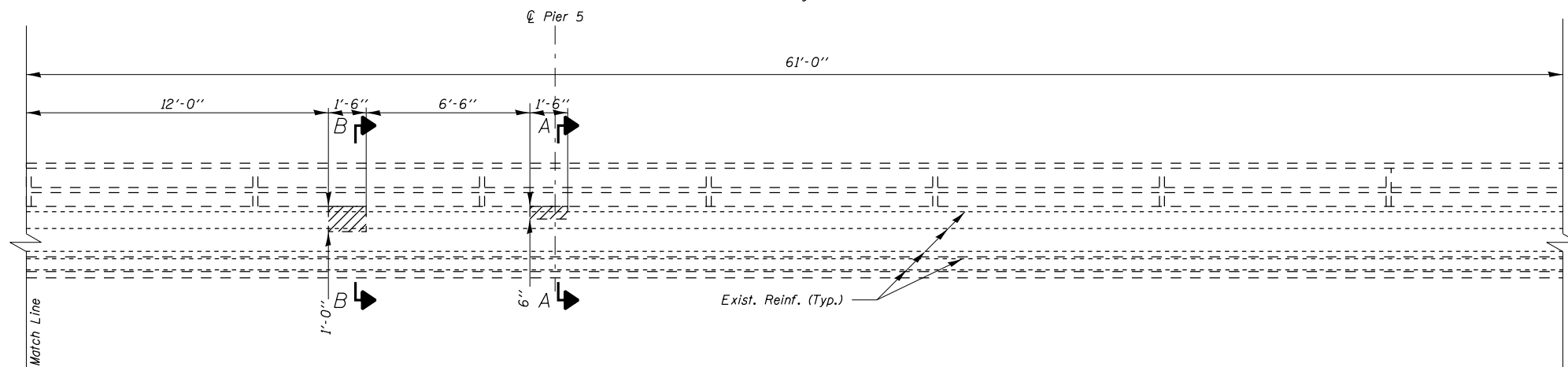
SCALE: SHEET OF SHEETS STA. TO STA.

F.A. RTE.	SECTION	COUNTY	TOTAL SHEETS	SHEET NO.
*	D9 BRIDGE REPAIR 2020-7	**	51	16
			CONTRACT NO. 78816	
			ILLINOIS FED. AID PROJECT	




ELEV VIEW OF PARAPET

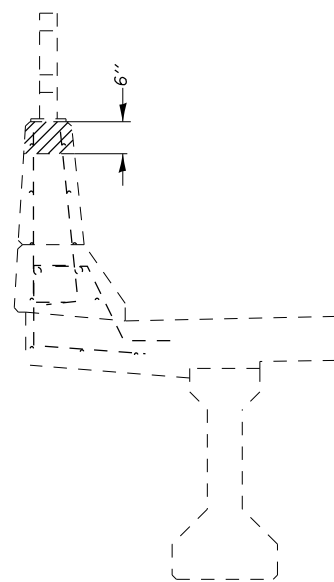
Looking North



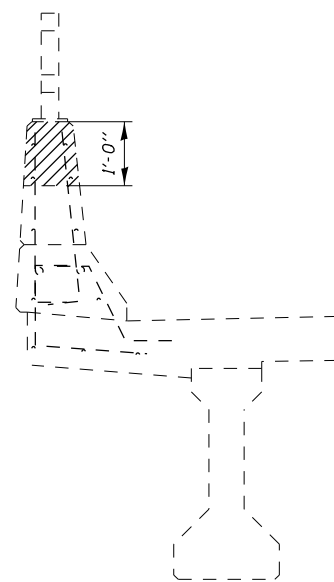
ELEV VIEW OF PARAPET

Looking North

 Limits of Concrete Removal



SECTION A-A



SECTION B-B

NORTH PARAPET DETAILS
F.A.P. 322 SEC. D9 CM BRIDGE REPAIR 2020-7
PERRY COUNTY
STRUCTURE 073-0033

Note: Where length of repair is less than 6'-0", existing reinforcement shall not be cut, but shall be salvaged as noted in the General Notes.

F.A.U. 9701 (OLD IL 13) JACKSON COUNTY
 F.A.P. 322 (US 51) PERRY COUNTY

MODEL: Default
 FILE: Model: p:\pub\perry\com\data\illinois\perry\perry\DOT\Documents\DOT Office\Drawings\9\Projects\78816\CADD\Drawings\073-0033-Sheets.dgn

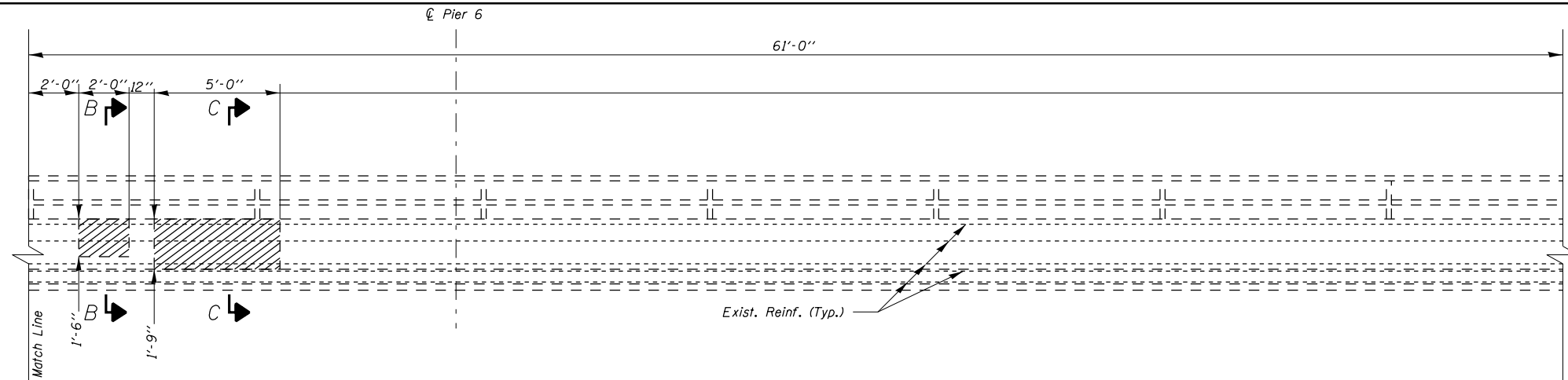
USER NAME = henkas	DESIGNED - ASH	REVISED -
	DRAWN - ASH	REVISED -
PLOT SCALE = 6.0000' / in.	CHECKED - MAS	REVISED -
PLOT DATE = 8/11/2020	DATE - 07/10/2020	REVISED -

STATE OF ILLINOIS
DEPARTMENT OF TRANSPORTATION

PARAPET DETAILS
SN 073-0033

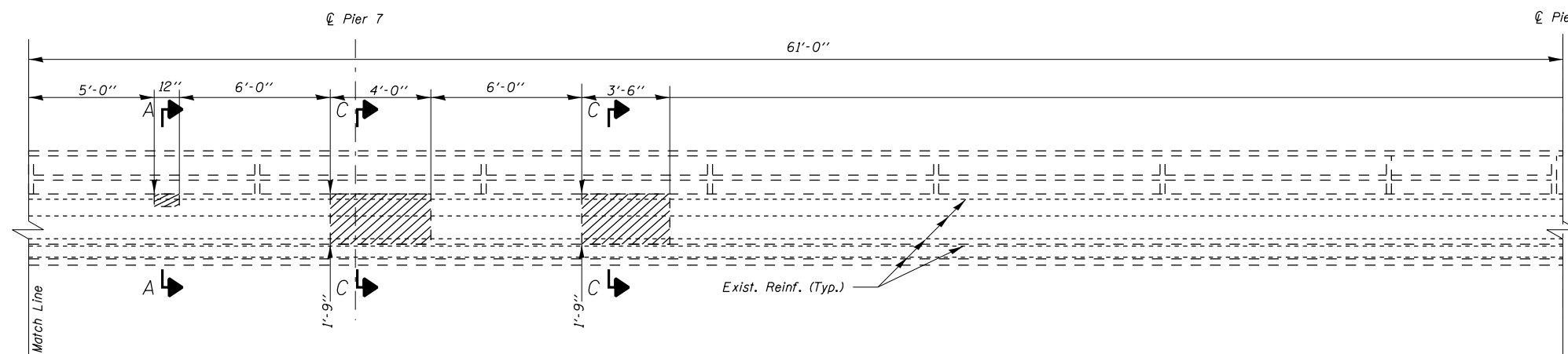
SCALE: SHEET OF SHEETS STA. TO STA.

F.A. RTE.	SECTION	COUNTY	TOTAL SHEETS	SHEET NO.
*	D9 BRIDGE REPAIR 2020-7	**	51	18
CONTRACT NO. 78816				
ILLINOIS FED. AID PROJECT				



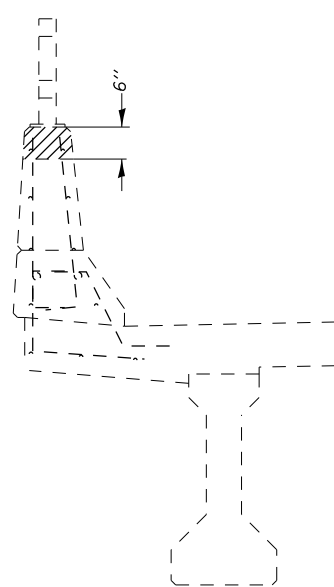
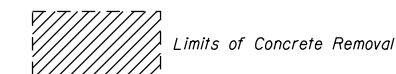
ELEV VIEW OF PARAPET

Looking North

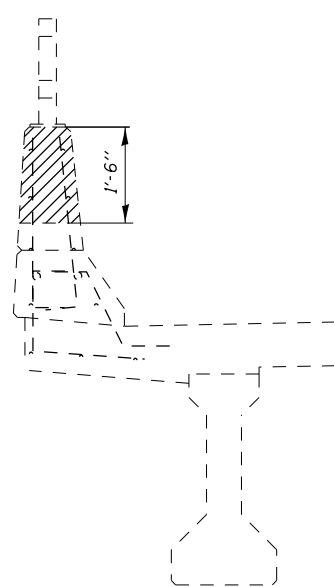


ELEV VIEW OF PARAPET

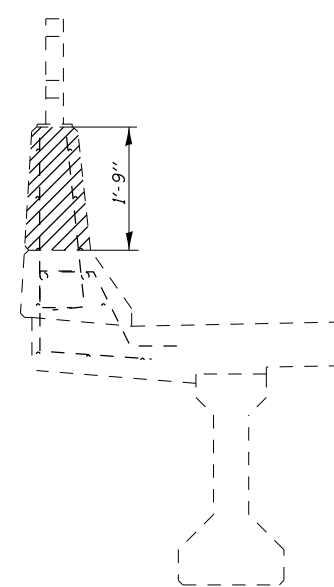
Looking North



SECTION A-A



SECTION B-B



SECTION C-C

Note: Where length of repair is less than 6'-0", existing reinforcement shall not be cut, but shall be salvaged as noted in the General Notes.

NORTH PARAPET DETAILS
F.A.P. 322 SEC. D9 CM BRIDGE REPAIR 2020-7
PERRY COUNTY
STRUCTURE 073-0033

F.A.U. 9701 (OLD IL 13) JACKSON COUNTY
 F.A.P. 322 (US 51) PERRY COUNTY

MODEL: Default
 FILE: Model: p:\pub\baron.com.dwg
 PROJECT: 78816\CADD\Drawings\DOT - Offices\Drawings\9\Projects\78816\CADD\Drawings\DOT - Offices\Drawings\9\Projects\78816-Sheets.dwg

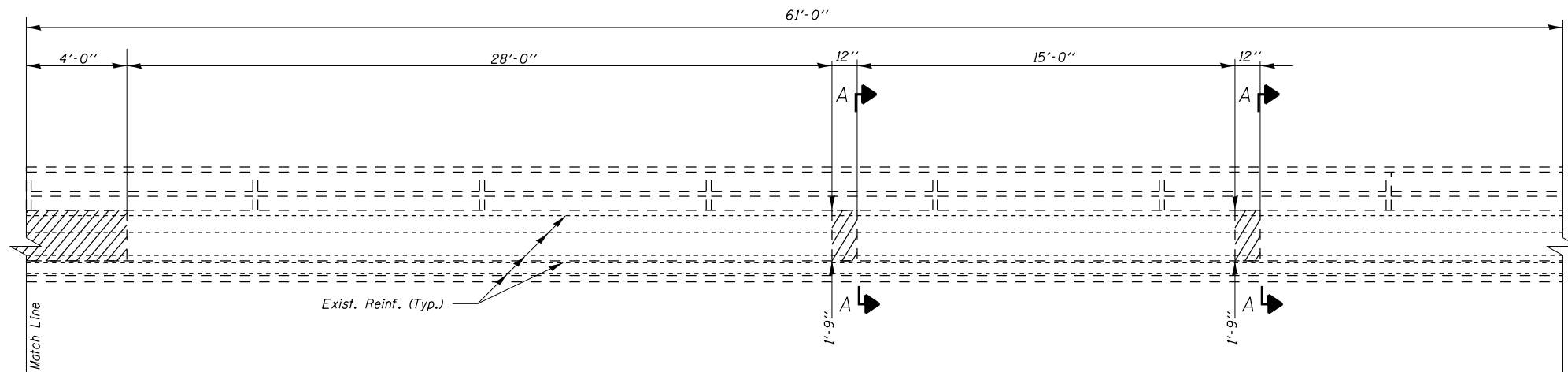
USER NAME = henkas	DESIGNED - ASH	REVISED -
	DRAWN - ASH	REVISED -
PLOT SCALE = 6.0000' / in.	CHECKED - MAS	REVISED -
PLOT DATE = 8/11/2020	DATE - 07/10/2020	REVISED -

STATE OF ILLINOIS
DEPARTMENT OF TRANSPORTATION

PARAPET DETAILS
SN 073-0033

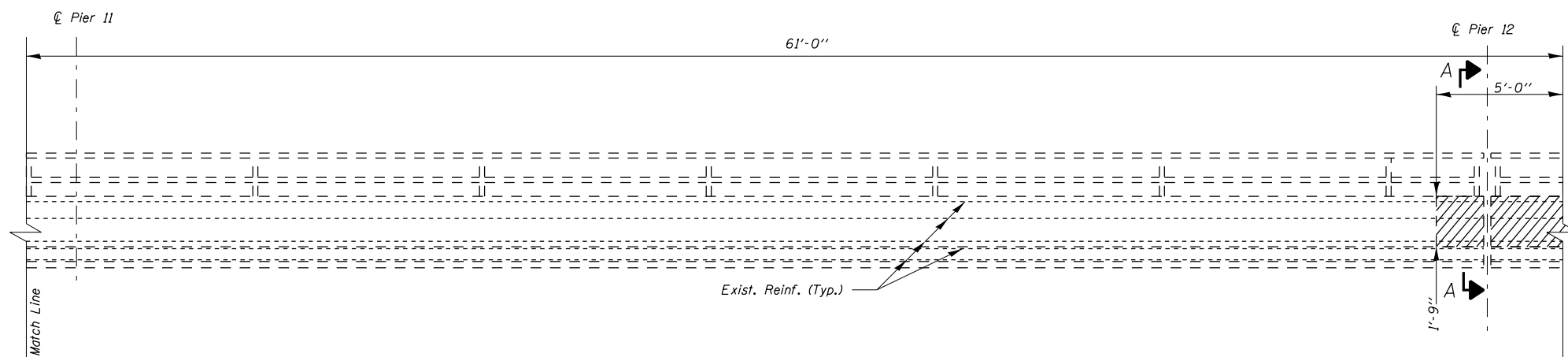
SCALE: SHEET OF SHEETS STA. TO STA.

F.A. RTE.	SECTION	COUNTY	TOTAL SHEETS	SHEET NO.
*	D9 BRIDGE REPAIR 2020-7	**	51	19
			CONTRACT NO. 78816	
		ILLINOIS	FED. AID PROJECT	




ELEV VIEW OF PARAPET

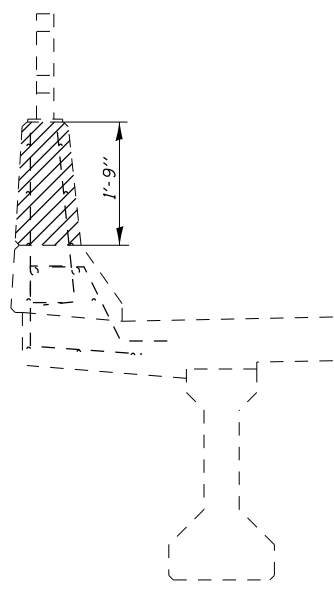
Looking North



ELEV VIEW OF PARAPET

Looking North

 Limits of Concrete Removal



SECTION A-A

Note: Where length of repair is less than 6'-0", existing reinforcement shall not be cut, but shall be salvaged as noted in the General Notes.

NORTH PARAPET DETAILS
F.A.P. 322 SEC. D9 CM BRIDGE REPAIR 2020-7
PERRY COUNTY
STRUCTURE 073-0033

F.A.U. 9701 (OLD IL 13) JACKSON COUNTY
 F.A.P. 322 (US 51) PERRY COUNTY

MODEL: Default
 FILE: Model: p:\pub\perry\com.dta\illinois.gov\p\p\DOT\Documents\DOT_Offices\District 9\Projects\78816\CADD\Drawings\0778816-Sheets.dgn

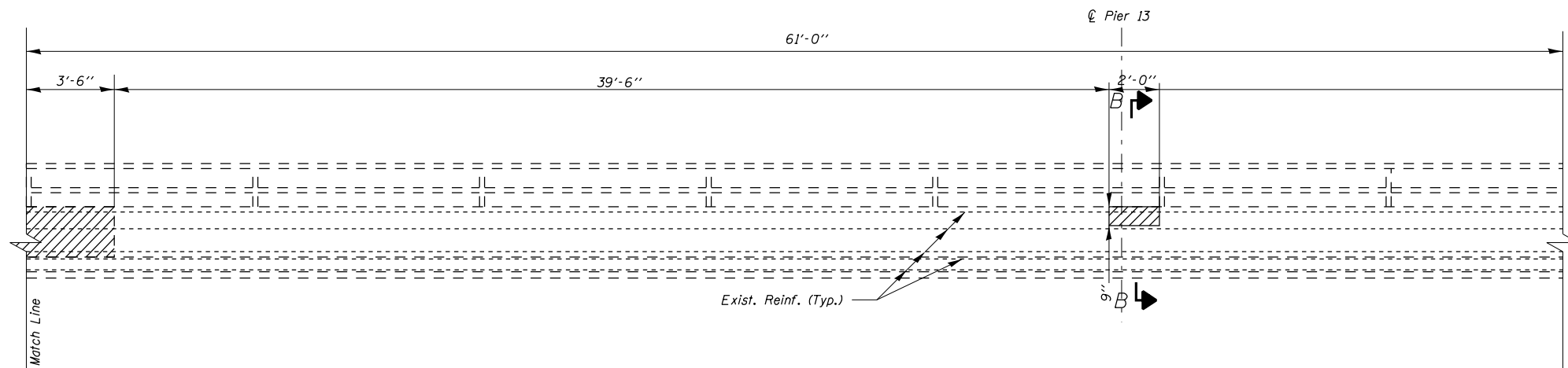
USER NAME = henkas	DESIGNED - ASH	REVISED -
	DRAWN - ASH	REVISED -
PLOT SCALE = 6.0000' / in.	CHECKED - MAS	REVISED -
PLOT DATE = 8/11/2020	DATE - 07/10/2020	REVISED -

STATE OF ILLINOIS
DEPARTMENT OF TRANSPORTATION

PARAPET DETAILS
SN 073-0033

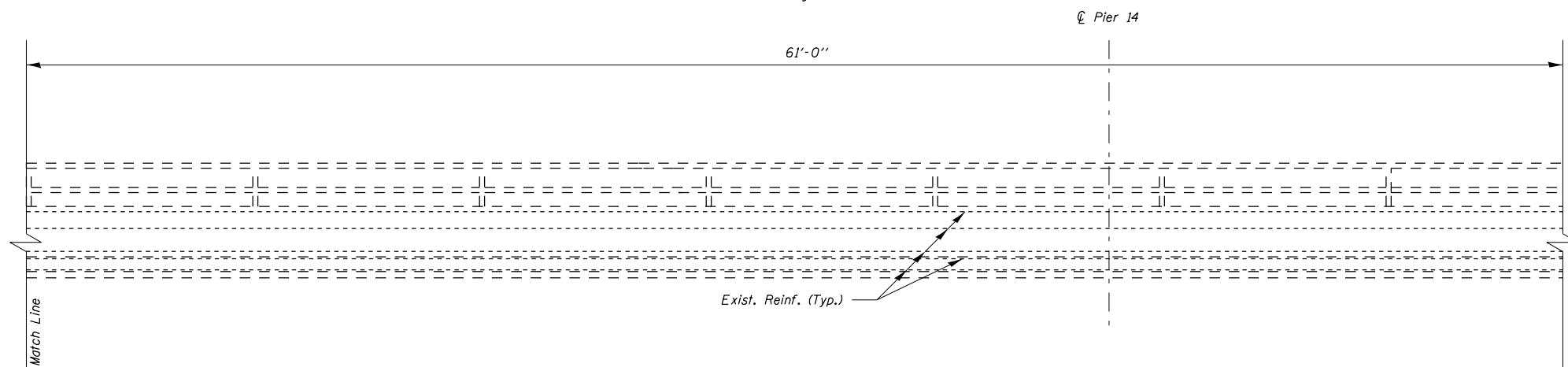
SCALE: SHEET OF SHEETS STA. TO STA.

F.A. RTE.	SECTION	COUNTY	TOTAL SHEETS	SHEET NO.
*	D9 BRIDGE REPAIR 2020-7	**	51	21
CONTRACT NO. 78816				
ILLINOIS FED. AID PROJECT				



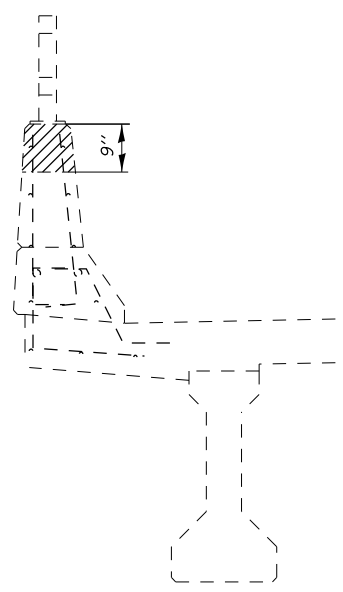
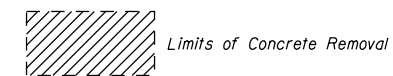
ELEV VIEW OF PARAPET

Looking North



ELEV VIEW OF PARAPET

Looking North



SECTION B-B

Note: Where length of repair is less than 6'-0", existing reinforcement shall not be cut, but shall be salvaged as noted in the General Notes.

NORTH PARAPET DETAILS
F.A.P. 322 SEC. D9 CM BRIDGE REPAIR 2020-7
PERRY COUNTY
STRUCTURE 073-0033

F.A.U. 9701 (OLD IL 13) JACKSON COUNTY
 F.A.P. 322 (US 51) PERRY COUNTY

MODEL: Default
 FILE: Model: p:\pub\perry\com.dta\illinois.gov\PWIDOT\Documents\DOT_Offices\District 9\Projects\78816\CAAD\Drawings\073-0033-Sheets.dgn

USER NAME = henkas	DESIGNED - ASH	REVISED -
	DRAWN - ASH	REVISED -
PLOT SCALE = 6.0000' / in.	CHECKED - MAS	REVISED -
PLOT DATE = 8/11/2020	DATE - 07/10/2020	REVISED -

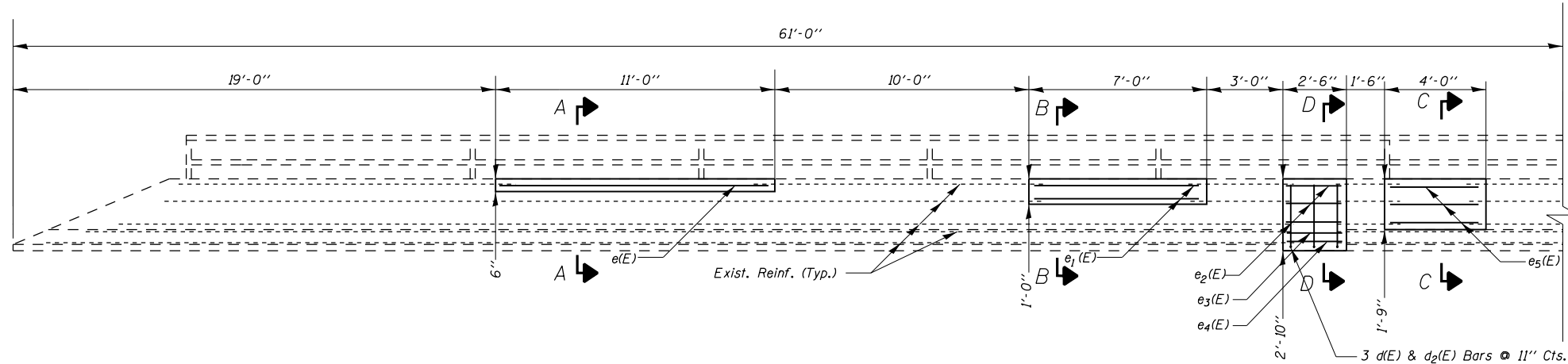
STATE OF ILLINOIS
DEPARTMENT OF TRANSPORTATION

PARAPET DETAILS
SN 073-0033

SCALE: SHEET OF SHEETS STA. TO STA.

F.A. RTE.	SECTION	COUNTY	TOTAL SHEETS	SHEET NO.
*	D9 BRIDGE REPAIR 2020-7	**	51	22
			CONTRACT NO. 78816	
		ILLINOIS	FED. AID PROJECT	

W. Approach

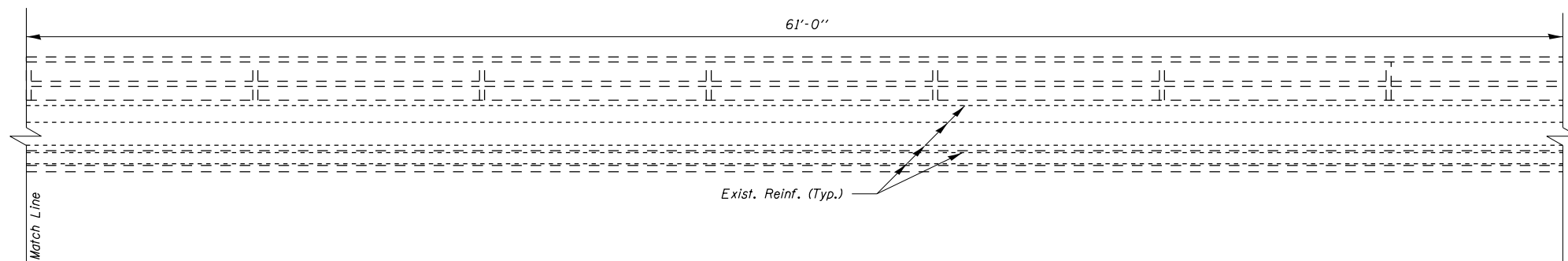


ELEV VIEW OF PARAPET

Looking North

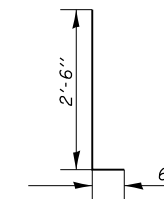
MIN. BAR LAP

- #4 Bar = 2'-7"
- #5 Bar = 3'-2"
- #8 Bar = 6'-4"

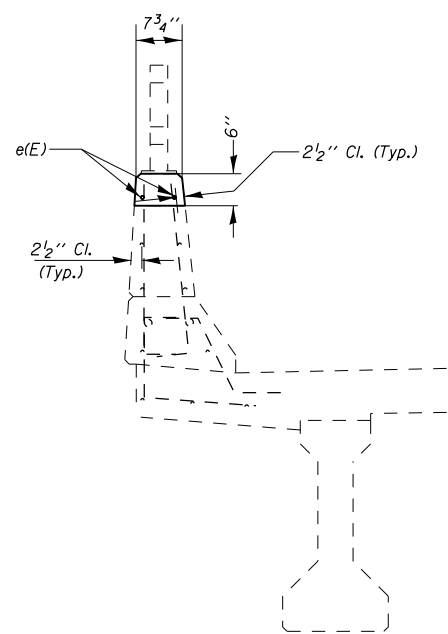


ELEV VIEW OF PARAPET

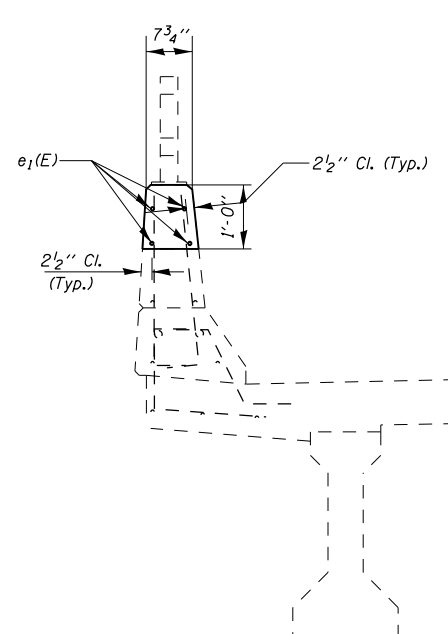
Looking North



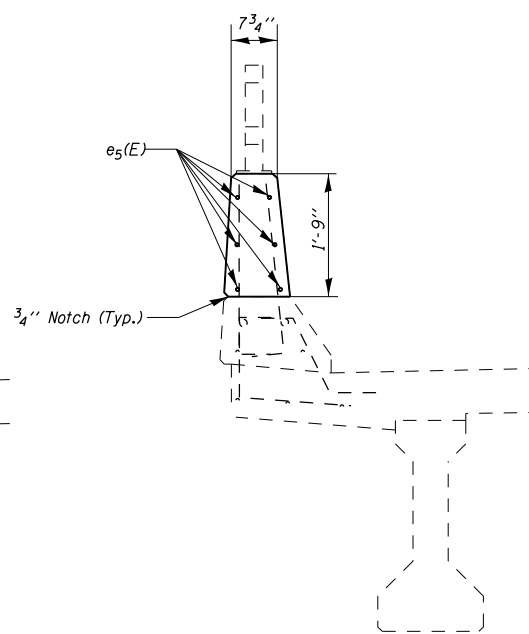
Bar d(E) & d2(E)



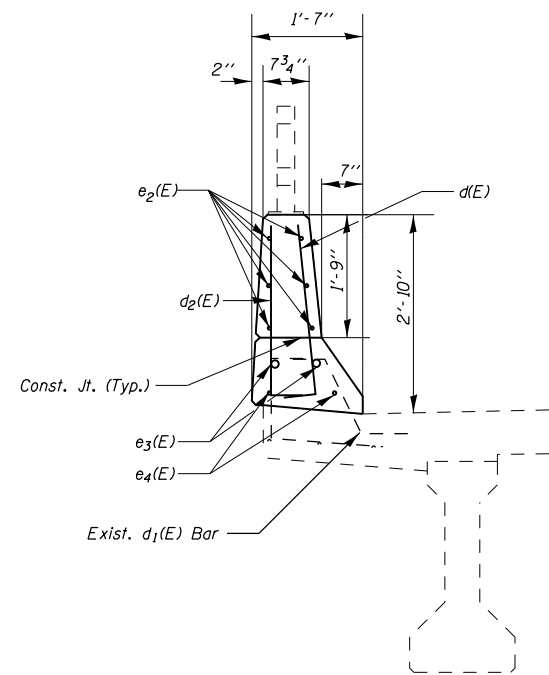
SECTION A-A



SECTION B-B



SECTION C-C



SECTION D-D

BILL OF MATERIAL

BAR	NO.	SIZE	LENGTH	SHAPE
d(E)	3	5	3'-0"	
d2(E)	3	4	3'-0"	
e(E)	2	4	10'-9"	
e1(E)	4	4	6'-9"	
e2(E)	6	4	2'-3"	
e3(E)	2	8	2'-3"	
e4(E)	2	5	2'-3"	
e5(E)	6	4	3'-9"	
CONCRETE SUPERSTRUCTURE			CU YD	1.1
CONCRETE REMOVAL			CU YD	1.1
REINFORCEMENT BARS EPOXY COATED			POUND	80

NORTH PARAPET DETAILS
F.A.P. 322 SEC. D9 CM BRIDGE REPAIR 2020-7
PERRY COUNTY
STRUCTURE 073-0033

F.A.U. 9701 (OLD IL 13)
 F.A.P. 322 (US 51)

JACKSON COUNTY
 PERRY COUNTY

MODEL: Default
 FILE: Model: perrycounty.dwg
 PROJECT: 78816-CADD-Data-CAD-Drawings-D978816-Sheets.dwg
 PLOT DATE: 8/11/2020

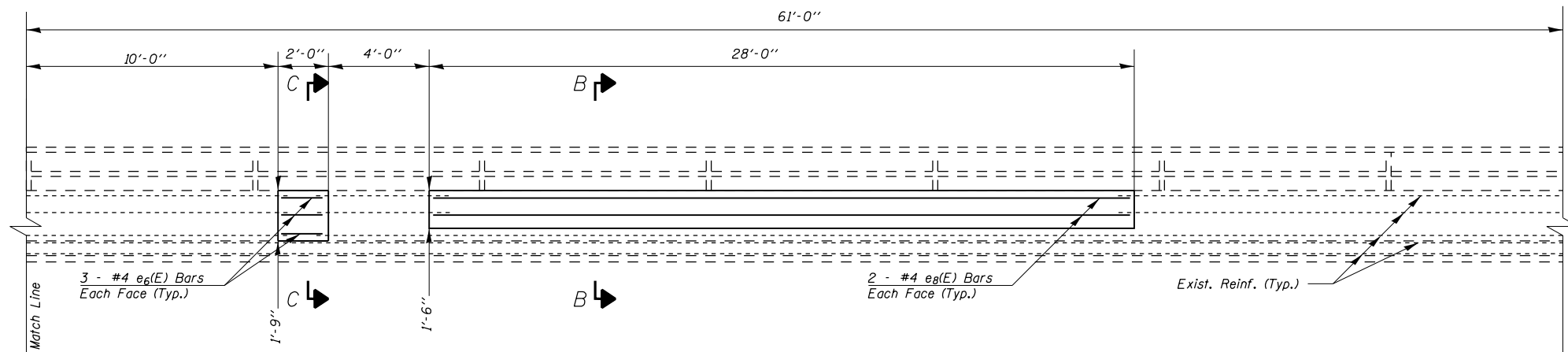
USER NAME = henkas	DESIGNED - ASH	REVISED -
PLOT SCALE = 6.0000' / in.	DRAWN - ASH	REVISED -
PLOT DATE = 8/11/2020	CHECKED - MAS	REVISED -
	DATE - 07/10/2020	REVISED -

STATE OF ILLINOIS
DEPARTMENT OF TRANSPORTATION

PARAPET DETAILS
SN 073-0033

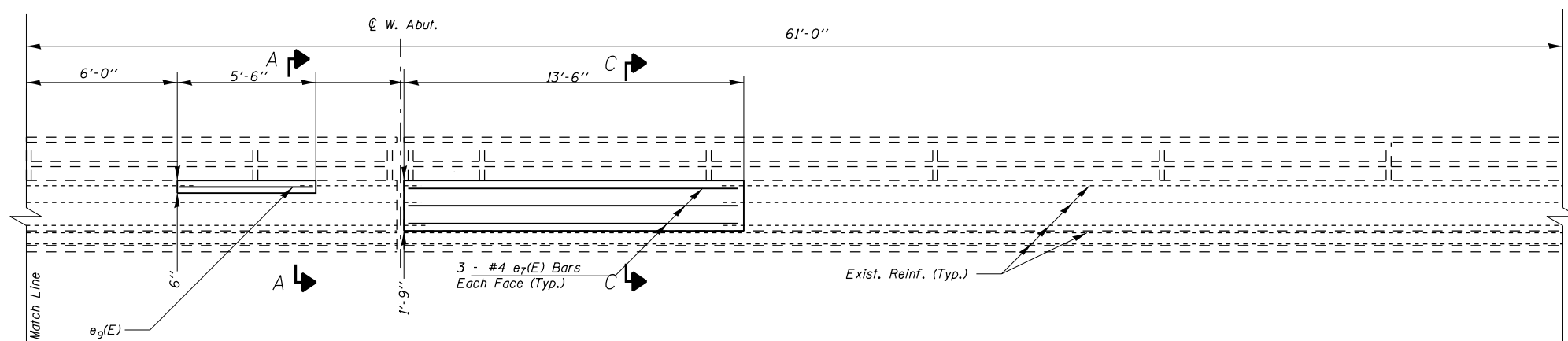
SCALE: SHEET OF SHEETS STA. TO STA.

F.A. RTE.	SECTION	COUNTY	TOTAL SHEETS	SHEET NO.
D9	BRIDGE REPAIR 2020-7	**	51	24
			CONTRACT NO. 78816	
		ILLINOIS	FED. AID PROJECT	



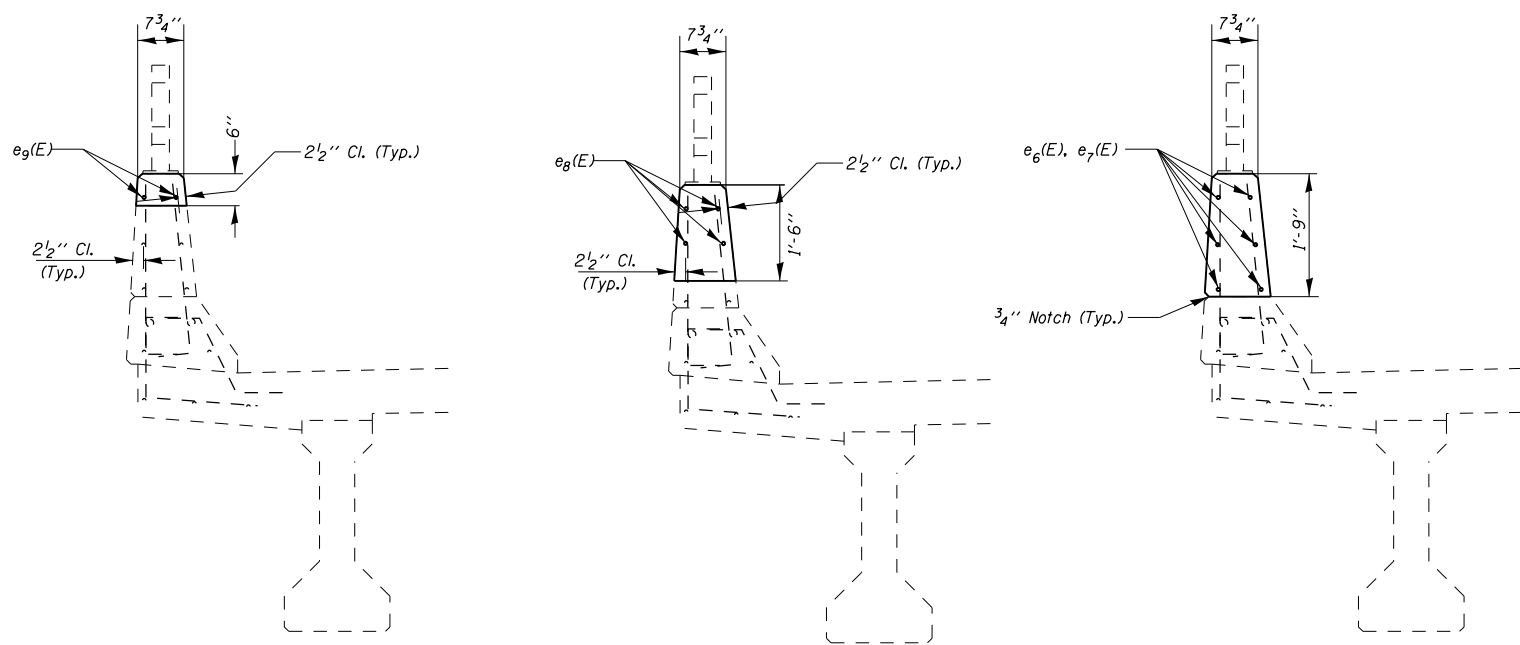
ELEV VIEW OF PARAPET

Looking North



ELEV VIEW OF PARAPET

Looking North



SECTION A-A

SECTION B-B

SECTION C-C

MIN. BAR LAP

- #4 Bar = 2'-7"
- #5 Bar = 3'-2"
- #8 Bar = 6'-4"

BILL OF MATERIAL

BAR	NO.	SIZE	LENGTH	SHAPE
e6(E)	6	4	1'-9"	—
e7(E)	6	4	13'-3"	—
e8(E)	4	4	27'-9"	—
e9(E)	2	4	5'-3"	—
CONCRETE SUPERSTRUCTURE			CU YD	2.8
CONCRETE REMOVAL			CU YD	2.8
REINFORCEMENT BARS EPOXY COATED			POUND	150

NORTH PARAPET DETAILS
F.A.P. 322 SEC. D9 CM BRIDGE REPAIR 2020-7
PERRY COUNTY
STRUCTURE 073-0033

F.A.U. 9701 (OLD IL 13)
 F.A.P. 322 (US 51) JACKSON COUNTY
 PERRY COUNTY

MODEL: Default
 FILE: North_Parapet_Details.dwg
 PROJECT: 78816-CADD-Data-CAD-Details-D9 CM Bridge Repair 2020-7
 SHEET: 25

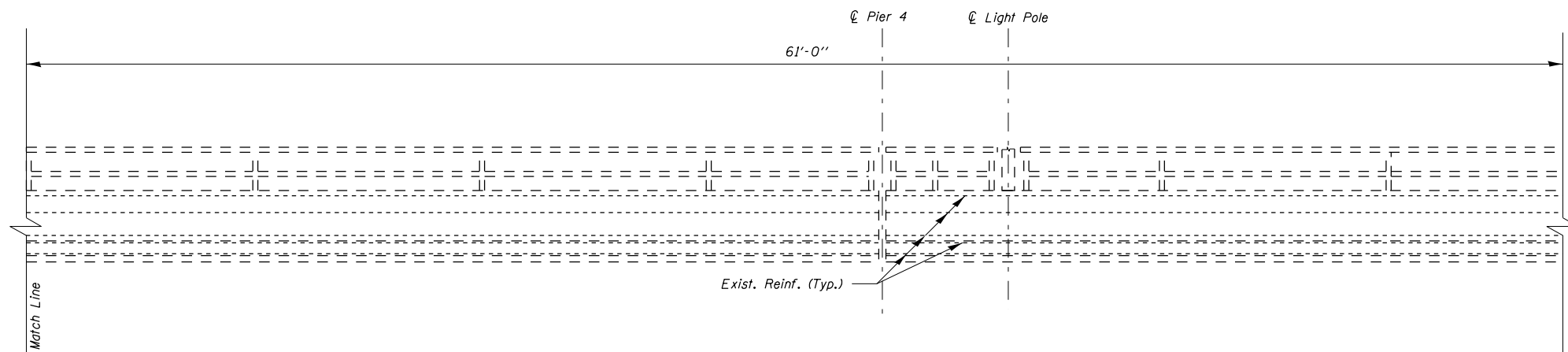
USER NAME = henkas	DESIGNED - ASH	REVISED -
PLOT SCALE = 6,0000 ' / in.	DRAWN - ASH	REVISED -
PLOT DATE = 8/11/2020	CHECKED - MAS	REVISED -
	DATE - 07/10/2020	REVISED -

STATE OF ILLINOIS
DEPARTMENT OF TRANSPORTATION

PARAPET DETAILS
SN 073-0033

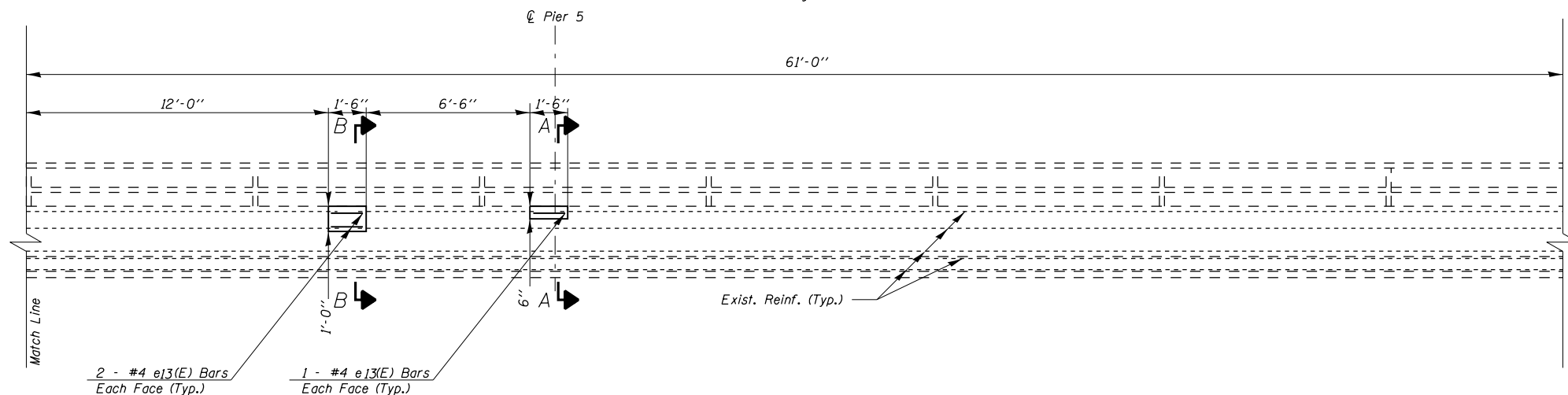
SCALE: SHEET OF SHEETS STA. TO STA.

F.A. RTE.	SECTION	COUNTY	TOTAL SHEETS	SHEET NO.
D9	BRIDGE REPAIR 2020-7	**	51	25
CONTRACT NO. 78816				
ILLINOIS		FED. AID PROJECT		



ELEV VIEW OF PARAPET

Looking North



ELEV VIEW OF PARAPET

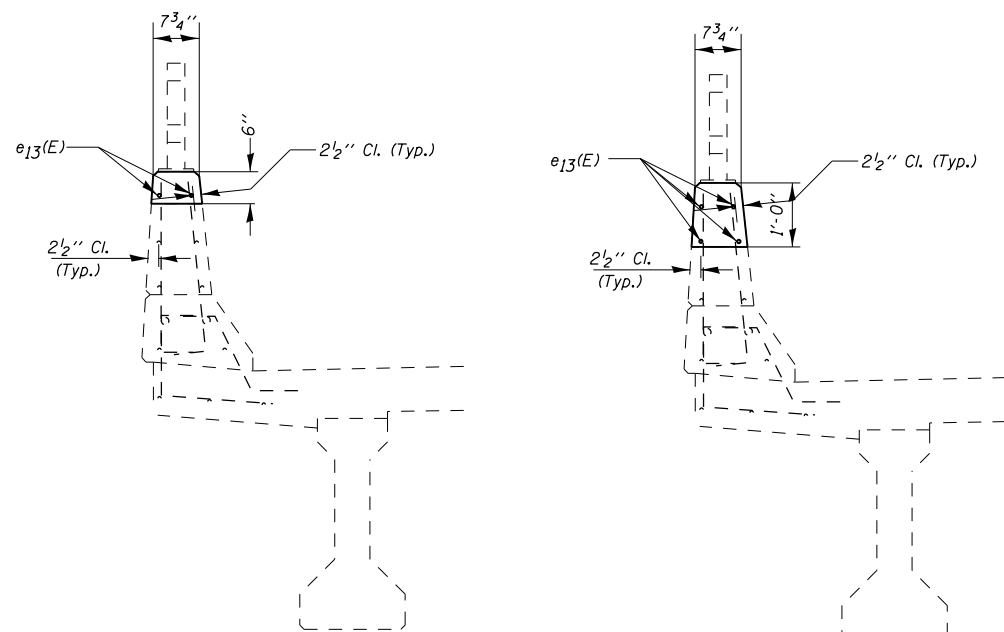
Looking North

MIN. BAR LAP

#4 Bar = 2'-7"

BILL OF MATERIAL

BAR	NO.	SIZE	LENGTH	SHAPE	
e13(E)	6	4	1'-3"	—	
CONCRETE SUPERSTRUCTURE				CU YD	0.1
CONCRETE REMOVAL				CU YD	0.1
REINFORCEMENT BARS EPOXY COATED				POUND	10



SECTION A-A

SECTION B-B

NORTH PARAPET DETAILS
F.A.P. 322 SEC. D9 CM BRIDGE REPAIR 2020-7
PERRY COUNTY
STRUCTURE 073-0033

F.A.U. 9701 (OLD IL 13)
 F.A.P. 322 (US 51)

JACKSON COUNTY
 PERRY COUNTY

MODEL: Default
 FILE: hmkas_20200811.dwg
 PROJECT: 78816-CADDATA-CAD-Drawings-D978816-Sheets.dwg
 OFFICE: JGD
 DATE: 8/11/2020

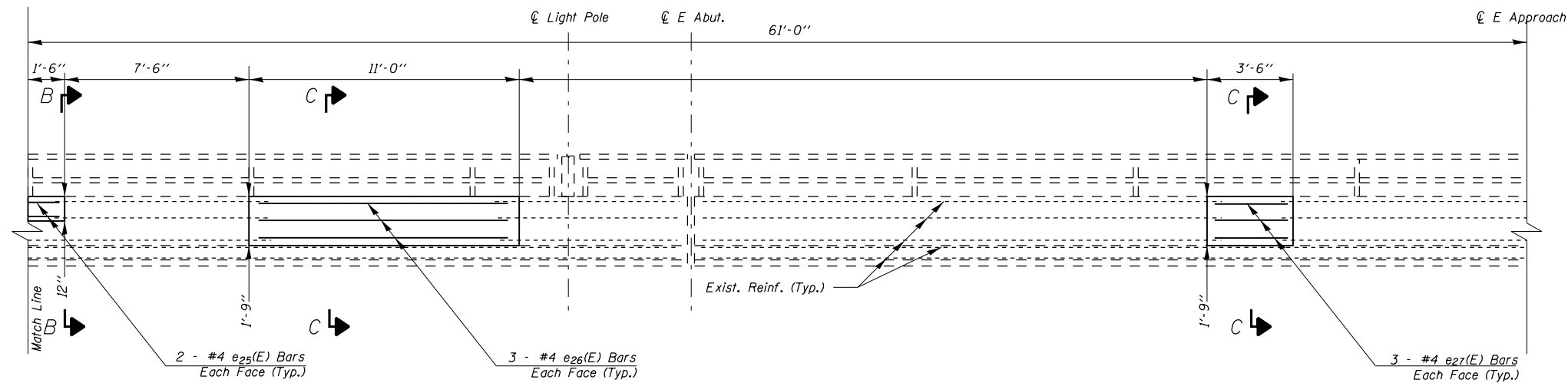
USER NAME = hmkas	DESIGNED - ASH	REVISED -
PLOT SCALE = 6.0000' / in.	DRAWN - ASH	REVISED -
PLOT DATE = 8/11/2020	CHECKED - MAS	REVISED -
	DATE - 07/10/2020	REVISED -

STATE OF ILLINOIS
DEPARTMENT OF TRANSPORTATION

PARAPET DETAILS
SN 073-0033

SCALE: SHEET OF SHEETS STA. TO STA.

F.A. RTE.	SECTION	COUNTY	TOTAL SHEETS	SHEET NO.
*	D9 BRIDGE REPAIR 2020-7	**	51	27
			CONTRACT NO. 78816	
		ILLINOIS	FED. AID PROJECT	

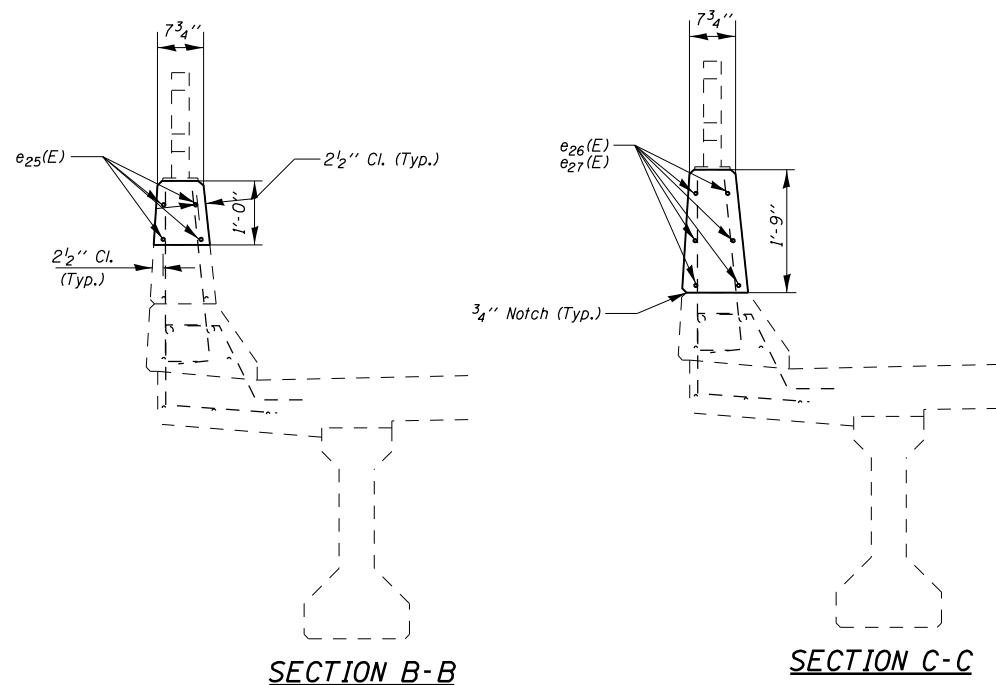


ELEV VIEW OF PARAPET

Looking North

MIN. BAR LAP

#4 Bar = 2'-7"



BILL OF MATERIAL

BAR	NO.	SIZE	LENGTH	SHAPE
e25(E)	4	4	1'-3"	—
e26(E)	6	4	10'-9"	—
e27(E)	6	4	3'-3"	—
CONCRETE SUPERSTRUCTURE			CU YD	1.2
CONCRETE REMOVAL			CU YD	1.2
REINFORCEMENT BARS EPOXY COATED			POUND	60

NORTH PARAPET DETAILS
F.A.P. 322 SEC. D9 CM BRIDGE REPAIR 2020-7
PERRY COUNTY
STRUCTURE 073-0033

F.A.U. 9701 (OLD IL 13) JACKSON COUNTY
 F.A.P. 322 (US 51) PERRY COUNTY

MODEL: Default
 FILE: hmkas_20200811.dwg
 PROJECT: 78816-CADD-Data-CAD-Drawings-D977816-Sheets.dwg

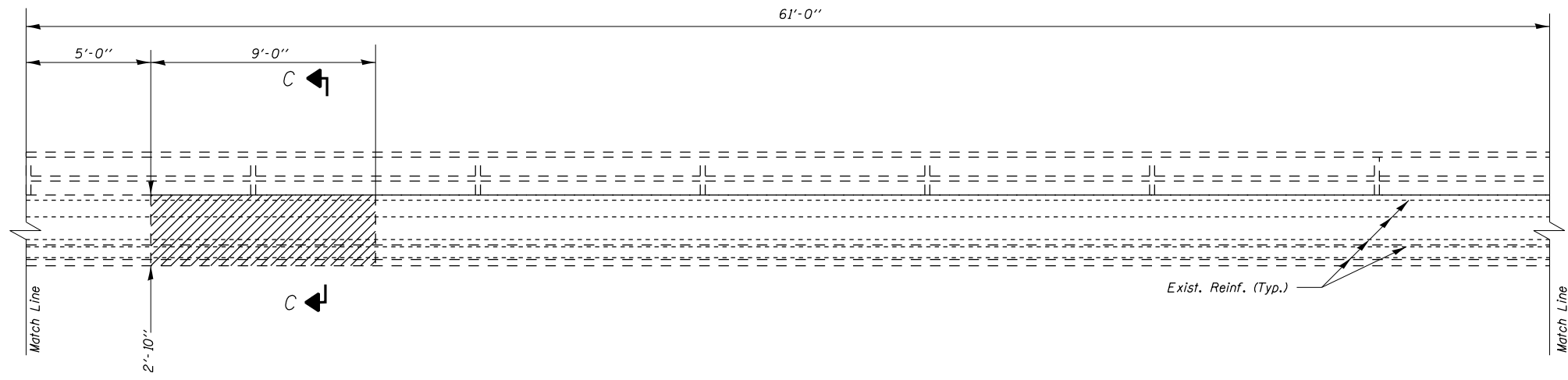
USER NAME = hmkas	DESIGNED - ASH	REVISED -
PLOT SCALE = 6.0000' / in.	DRAWN - ASH	REVISED -
PLOT DATE = 8/11/2020	CHECKED - MAS	REVISED -
	DATE - 07/10/2020	REVISED -

STATE OF ILLINOIS
DEPARTMENT OF TRANSPORTATION

PARAPET DETAILS
SN 073-0033

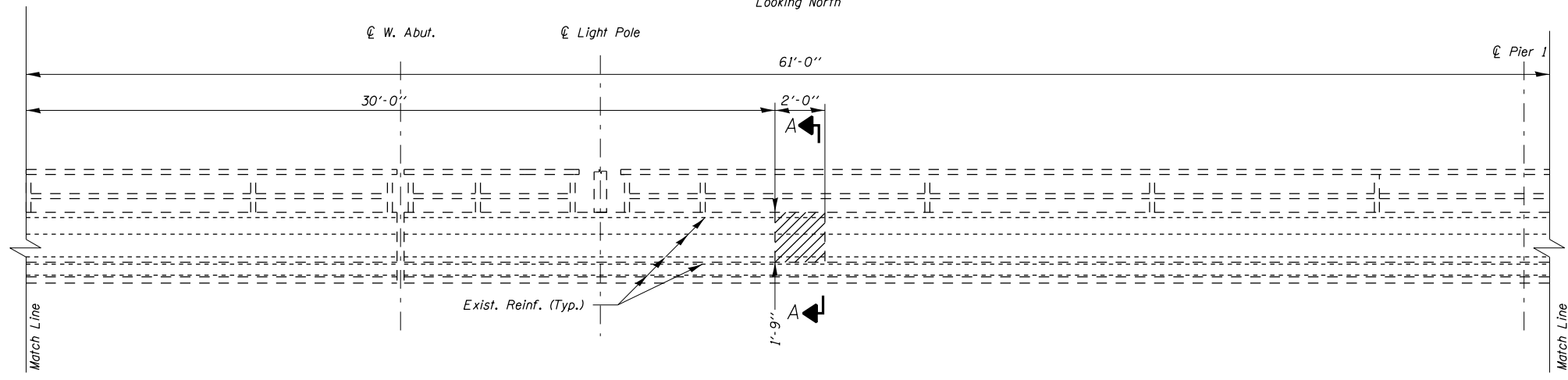
SCALE: SHEET OF SHEETS STA. TO STA.

F.A. RTE.	SECTION	COUNTY	TOTAL SHEETS	SHEET NO.
*	D9 BRIDGE REPAIR 2020-7	**	51	32
CONTRACT NO. 78816				
ILLINOIS FED. AID PROJECT				



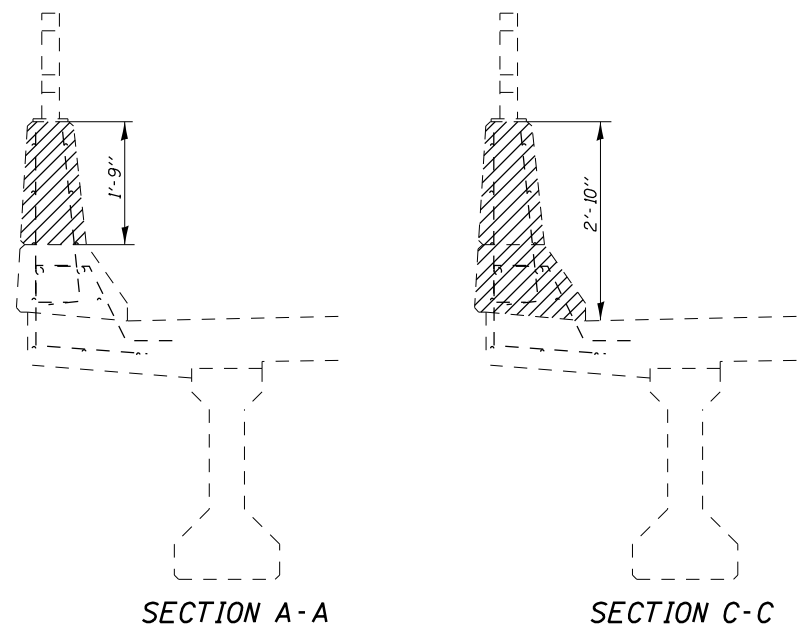
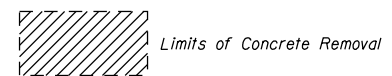
ELEV VIEW OF PARAPET

Looking North



ELEV VIEW OF PARAPET

Looking North



Note: Where length of repair is equal to or greater than 6'-0", existing reinforcement shall be cut a min. 2'-7" (or as required) from removal line to provide required min. bar lap.

Where length of repair is less than 6'-0", existing reinforcement shall not be cut, but shall be salvaged as noted in the General Notes.

SOUTH PARAPET DETAILS
F.A.P. 322 SEC. D9 CM BRIDGE REPAIR 2020-7
PERRY COUNTY
STRUCTURE 073-0033

F.A.U. 9701 (OLD IL 13) JACKSON COUNTY
 F.A.P. 322 (US 51) PERRY COUNTY

MODEL: Default
 FILE: Model: p:\pub\perry\room.dwg
 PROJECT: 78816\CADD\DATA\CADD\Drawings\073-0033-Sheets.dwg
 PROJECT: 78816\CADD\DATA\CADD\Drawings\073-0033-Sheets.dwg

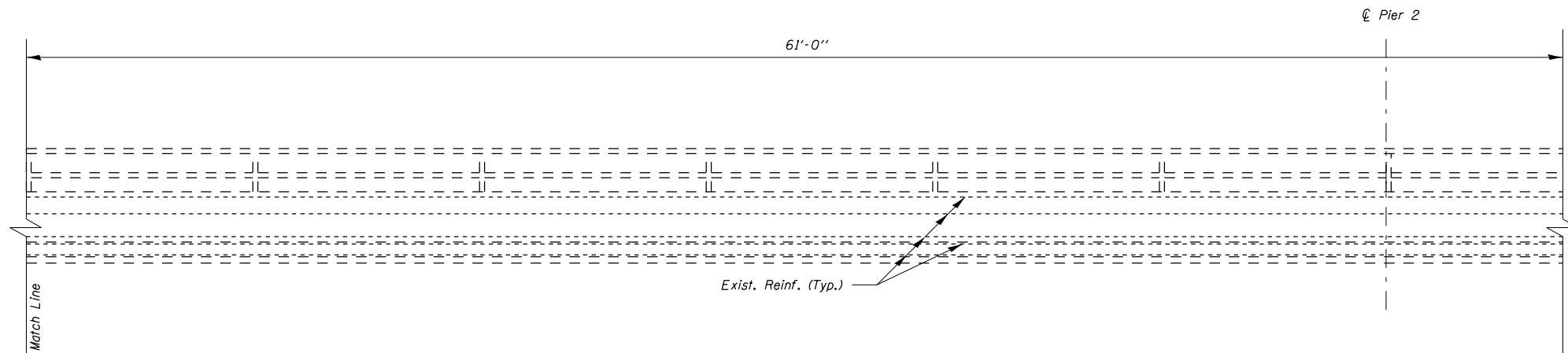
USER NAME = henkas	DESIGNED - ASH	REVISED -
	DRAWN - ASH	REVISED -
PLOT SCALE = 6,0000' / in.	CHECKED - MAS	REVISED -
PLOT DATE = 8/11/2020	DATE - 07/10/2020	REVISED -

STATE OF ILLINOIS
DEPARTMENT OF TRANSPORTATION

PARAPET DETAILS
SN 073-0033

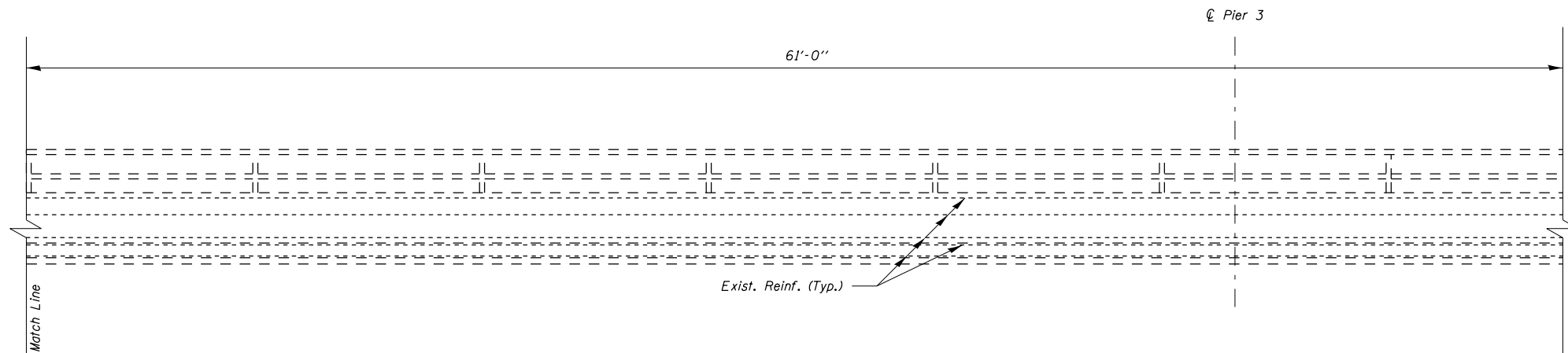
SCALE: SHEET OF SHEETS STA. TO STA.

F.A. RTE.	SECTION	COUNTY	TOTAL SHEETS	SHEET NO.
*	D9 BRIDGE REPAIR 2020-7	**	51	34
CONTRACT NO. 78816				
ILLINOIS FED. AID PROJECT				



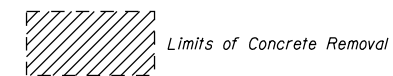
ELEV VIEW OF PARAPET

Looking North



ELEV VIEW OF PARAPET

Looking North



SOUTH PARAPET DETAILS
F.A.P. 322 SEC. D9 CM BRIDGE REPAIR 2020-7
PERRY COUNTY
STRUCTURE 073-0033

F.A.U. 9701 (OLD IL 13) JACKSON COUNTY
 F.A.P. 322 (US 51) PERRY COUNTY

MODEL: Default
 FILE: h:\m\c\p\suplanroom\dat\illinois\pwr\p\DOT\Documents\DOT_Offices\Director_9\Projects\78816\CAAD\Drawings\073-0033-Sheets.dgn

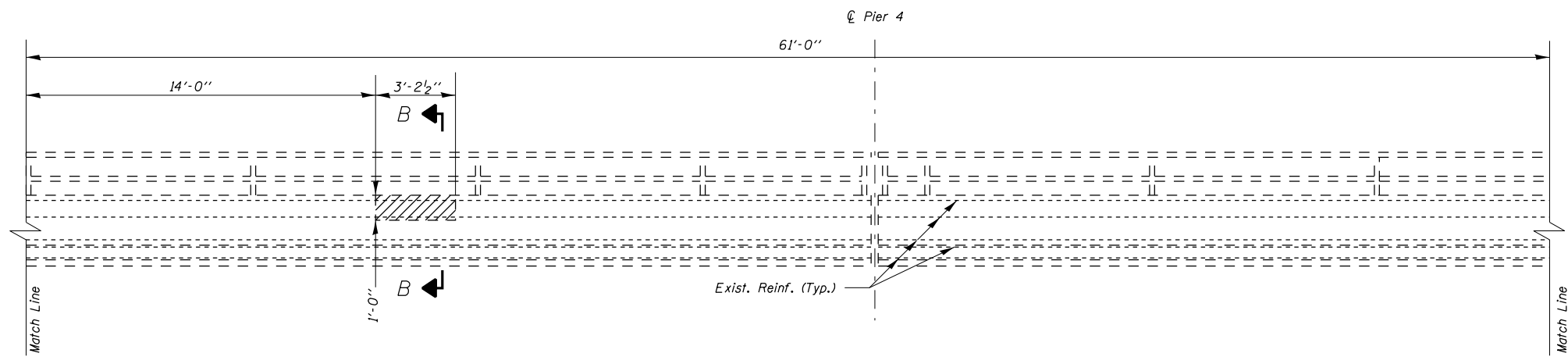
USER NAME = henkas	DESIGNED - ASH	REVISED -
	DRAWN - ASH	REVISED -
PLOT SCALE = 6.0000' / in.	CHECKED - MAS	REVISED -
PLOT DATE = 8/11/2020	DATE - 07/10/2020	REVISED -

STATE OF ILLINOIS
DEPARTMENT OF TRANSPORTATION

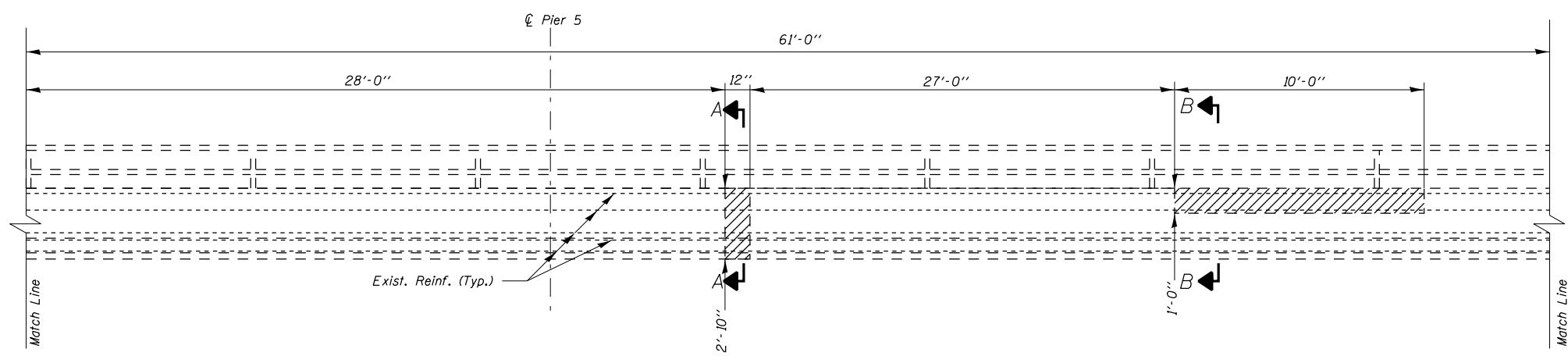
PARAPET DETAILS
SN 073-0033

SCALE: SHEET OF SHEETS STA. TO STA.

F.A. RTE.	SECTION	COUNTY	TOTAL SHEETS	SHEET NO.
*	D9 BRIDGE REPAIR 2020-7	**	51	35
			CONTRACT NO. 78816	
		ILLINOIS	FED. AID PROJECT	

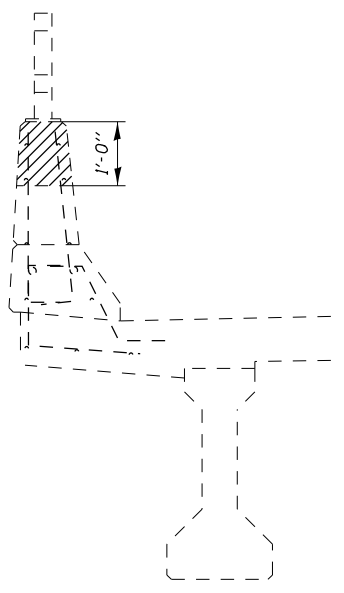


ELEV VIEW OF PARAPET
Looking North

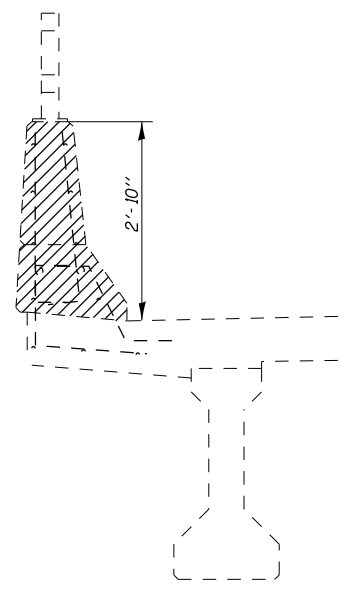


ELEV VIEW OF PARAPET
Looking North

Limits of Concrete Removal



SECTION A-A



SECTION B-B

Note: Where length of repair is equal to or greater than 6'-0", existing reinforcement shall be cut a min. 2'-7" (or as required) from removal line to provide required min. bar lap.

Where length of repair is less than 6'-0", existing reinforcement shall not be cut, but shall be salvaged as noted in the General Notes.

SOUTH PARAPET DETAILS
F.A.P. 322 SEC. D9 CM BRIDGE REPAIR 2020-7
PERRY COUNTY
STRUCTURE 073-0033

F.A.U. 9701 (OLD IL 13) JACKSON COUNTY
F.A.P. 322 (US 51) PERRY COUNTY

MODEL: Default
FILE: Model: p:\pub\perry\com.dta\illinois\perry\DOT\Documents\DOT - Offices\District 9\Projects\78816\CADD\Drawings\073-0033-Sheets.dgn

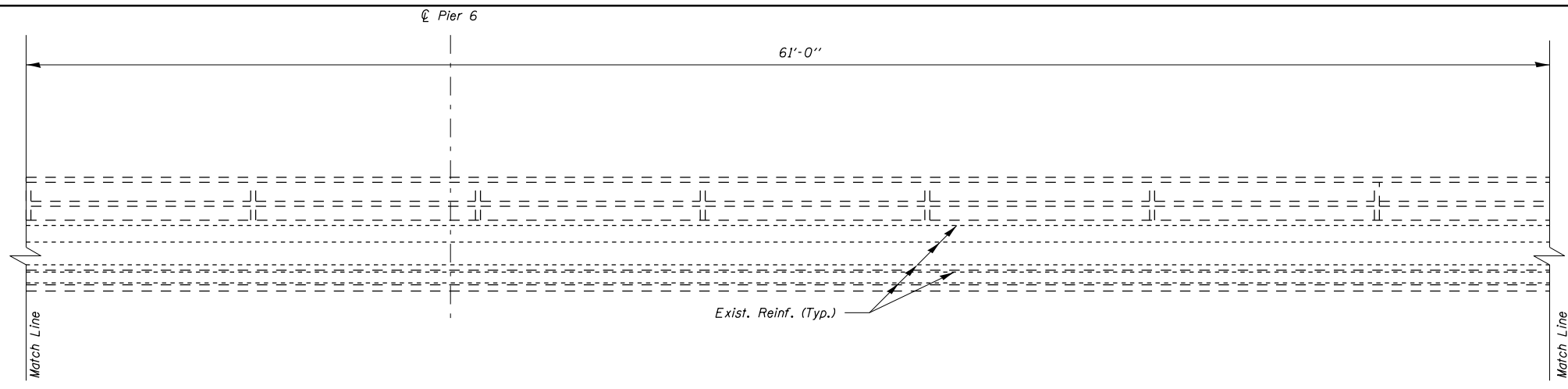
USER NAME = henkas	DESIGNED - ASH	REVISED -
	DRAWN - ASH	REVISED -
PLOT SCALE = 6.0000' / in.	CHECKED - MAS	REVISED -
PLOT DATE = 8/11/2020	DATE - 07/10/2020	REVISED -

STATE OF ILLINOIS
DEPARTMENT OF TRANSPORTATION

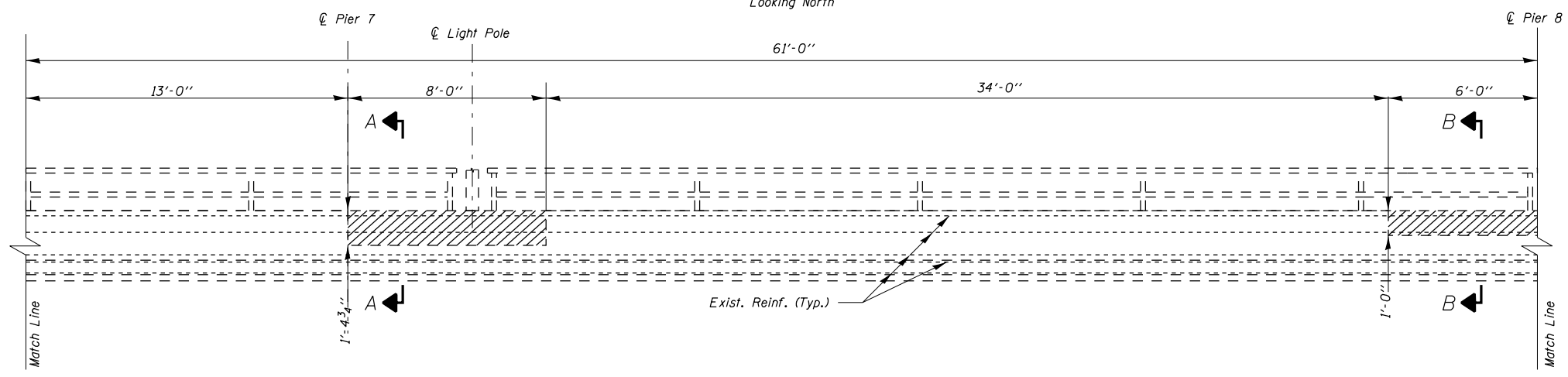
PARAPET DETAILS
SN 073-0033

SCALE: SHEET OF SHEETS STA. TO STA.

F.A. RTE.	SECTION	COUNTY	TOTAL SHEETS	SHEET NO.
*	D9 BRIDGE REPAIR 2020-7	**	51	36
			CONTRACT NO. 78816	
ILLINOIS FED. AID PROJECT				

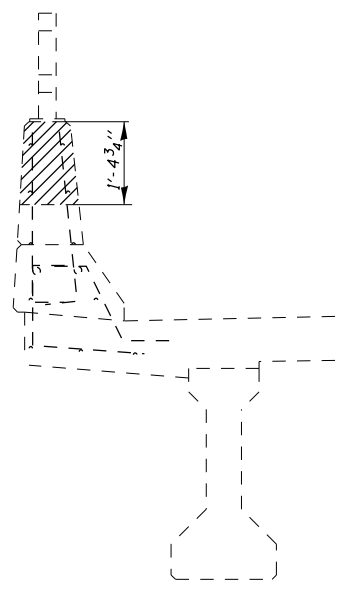


ELEV VIEW OF PARAPET
Looking North

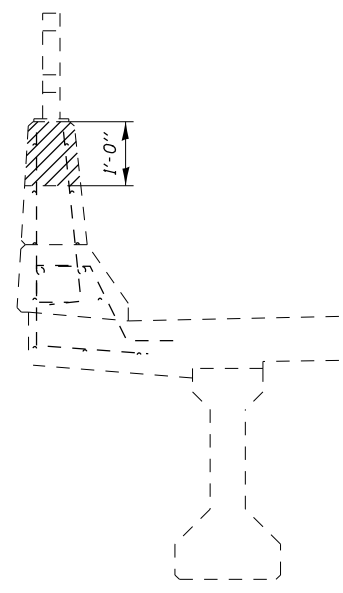


ELEV VIEW OF PARAPET
Looking North

Limits of Concrete Removal



SECTION A-A



SECTION B-B

Note: Where length of repair is equal to or greater than 6'-0", existing reinforcement shall be cut a min. 2'-7" (or as required) from removal line to provide required min. bar lap.

SOUTH PARAPET DETAILS
F.A.P. 322 SEC. D9 CM BRIDGE REPAIR 2020-7
PERRY COUNTY
STRUCTURE 073-0033

F.A.U. 9701 (OLD IL 13) JACKSON COUNTY
F.A.P. 322 (US 51) PERRY COUNTY

MODEL: Default
FILE: hmkas...
PROJECT: 78816...
SHEET: 37

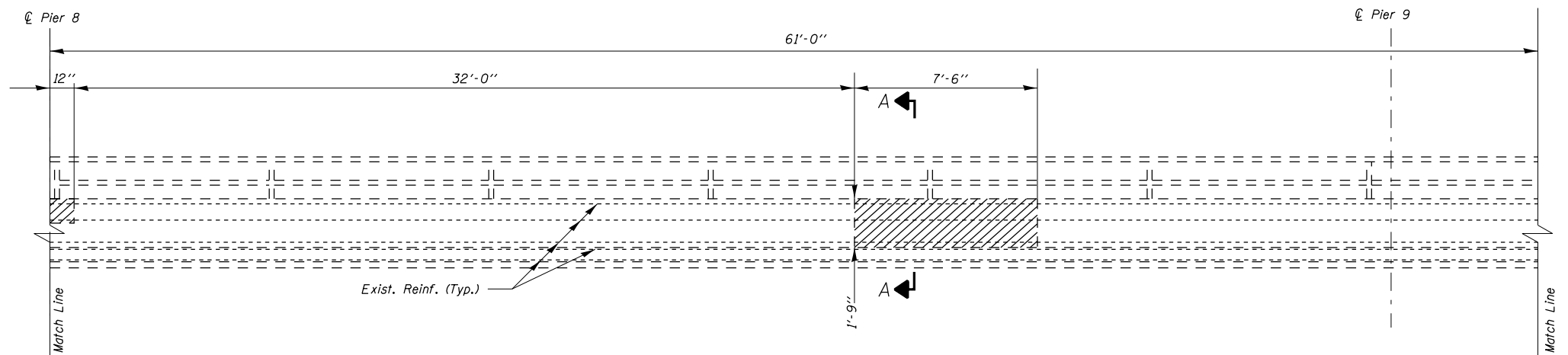
USER NAME = hmkas	DESIGNED - ASH	REVISED -
	DRAWN - ASH	REVISED -
PLOT SCALE = 6,0000 ' / in.	CHECKED - MAS	REVISED -
PLOT DATE = 8/11/2020	DATE - 07/10/2020	REVISED -

STATE OF ILLINOIS
DEPARTMENT OF TRANSPORTATION

PARAPET DETAILS
SN 073-0033

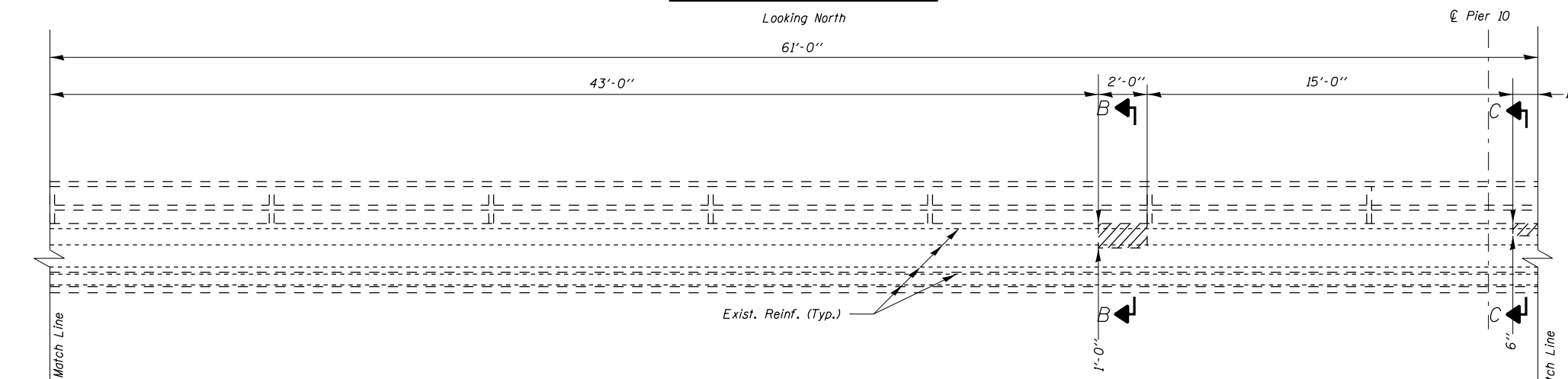
SCALE: SHEET OF SHEETS STA. TO STA.

F.A. RTE.	SECTION	COUNTY	TOTAL SHEETS	SHEET NO.
*	D9 BRIDGE REPAIR 2020-7	**	51	37
CONTRACT NO. 78816				
ILLINOIS FED. AID PROJECT				



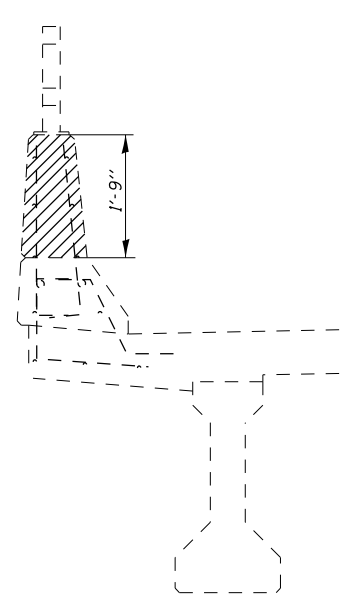
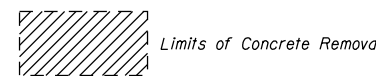
ELEV VIEW OF PARAPET

Looking North

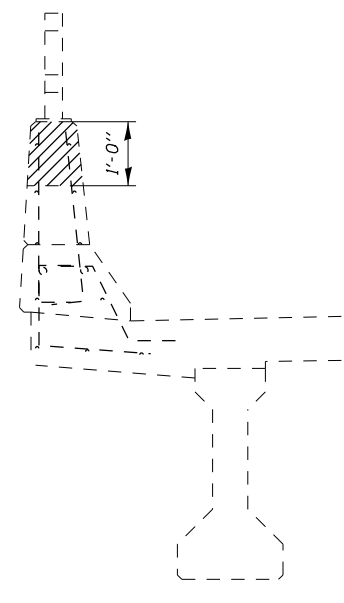


ELEV VIEW OF PARAPET

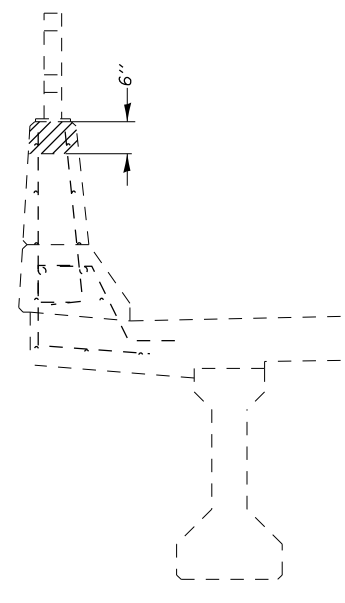
Looking North



SECTION A-A



SECTION B-B



SECTION C-C

Note: Where length of repair is equal to or greater than 6'-0", existing reinforcement shall be cut a min. 2'-7" (or as required) from removal line to provide required min. bar lap.

Where length of repair is less than 6'-0", existing reinforcement shall not be cut, but shall be salvaged as noted in the General Notes.

SOUTH PARAPET DETAILS
F.A.P. 322 SEC. D9 CM BRIDGE REPAIR 2020-7
PERRY COUNTY
STRUCTURE 073-0033

F.A.U. 9701 (OLD IL 13) JACKSON COUNTY
 F.A.P. 322 (US 51) PERRY COUNTY

MODEL: Default
 FILE: hmkas_20200811.pwd\perrycounty\projects\DOT\Office\Drawings\9\Projects\78816\CADD\Drawings\9778816-Sheets.dgn

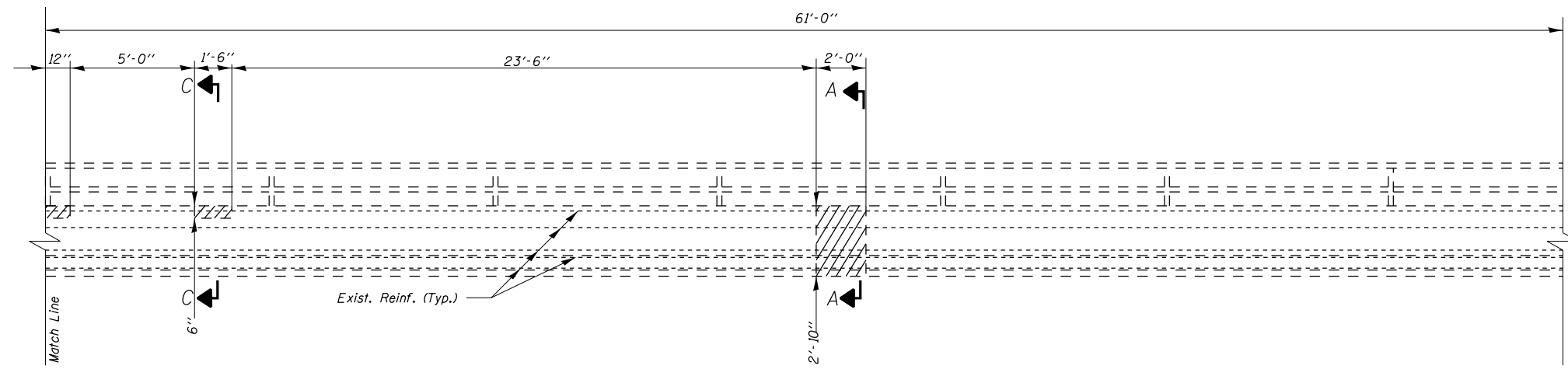
USER NAME = hmkas	DESIGNED - ASH	REVISED -
	DRAWN - ASH	REVISED -
PLOT SCALE = 6.0000' / in.	CHECKED - MAS	REVISED -
PLOT DATE = 8/11/2020	DATE - 07/10/2020	REVISED -

STATE OF ILLINOIS
DEPARTMENT OF TRANSPORTATION

PARAPET DETAILS
SN 073-0033

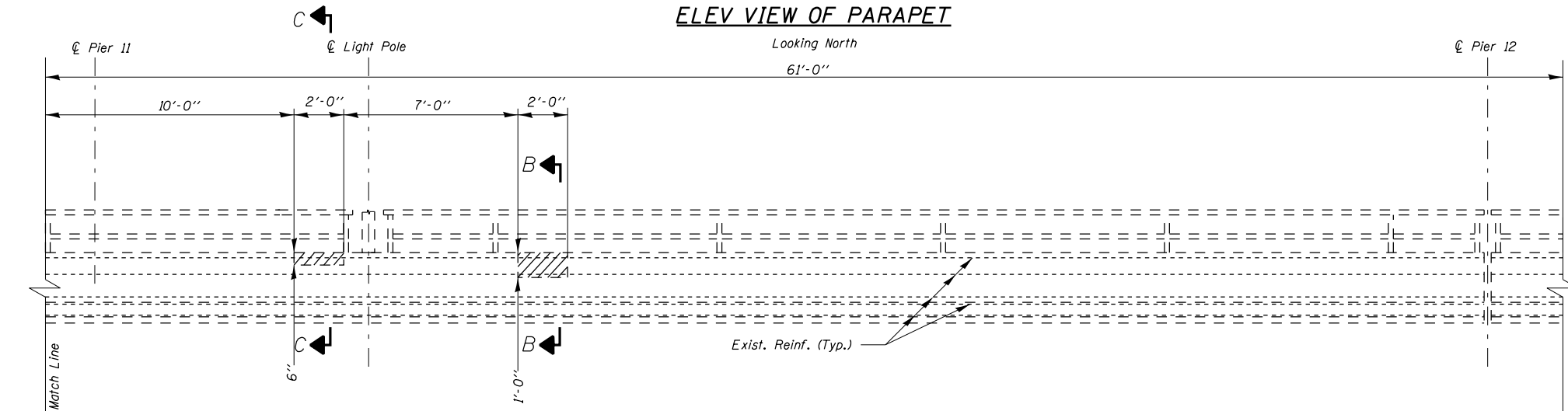
SCALE: SHEET OF SHEETS STA. TO STA.

F.A. RTE.	SECTION	COUNTY	TOTAL SHEETS	SHEET NO.
*	D9 BRIDGE REPAIR 2020-7	**	51	38
			CONTRACT NO. 78816	
ILLINOIS FED. AID PROJECT				



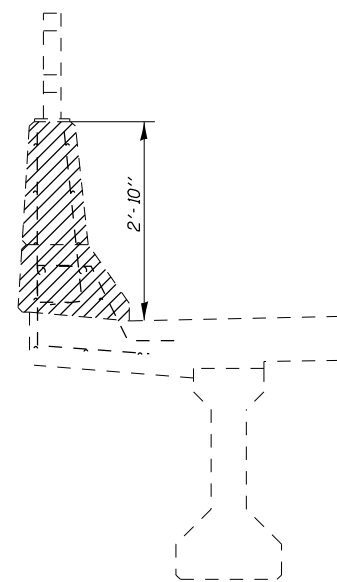
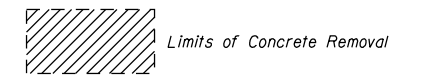
ELEV VIEW OF PARAPET

Looking North

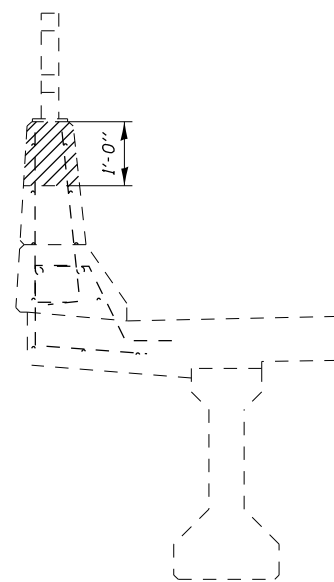


ELEV VIEW OF PARAPET

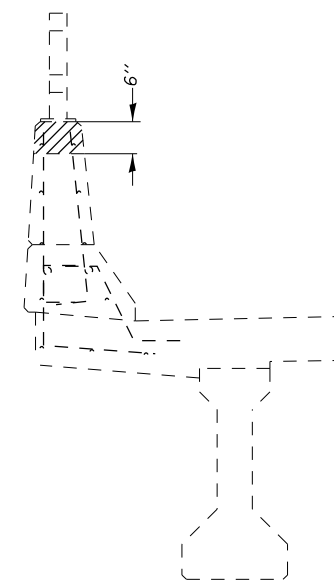
Looking North



SECTION A-A



SECTION B-B



SECTION C-C

Note: Where length of repair is less than 6'-0", existing reinforcement shall not be cut, but shall be salvaged as noted in the General Notes.

SOUTH PARAPET DETAILS
F.A.P. 322 SEC. D9 CM BRIDGE REPAIR 2020-7
PERRY COUNTY
STRUCTURE 073-0033

F.A.U. 9701 (OLD IL 13) JACKSON COUNTY
 F.A.P. 322 (US 51) PERRY COUNTY

MODEL: Default
 FILE: Model: p:\pub\baron.com.dwg
 PROJECT: 78816\CADD\Drawings\DOT\Office\Drawings\9\Projects\78816\CADD\Drawings\DOT\78816-Sheets.dwg

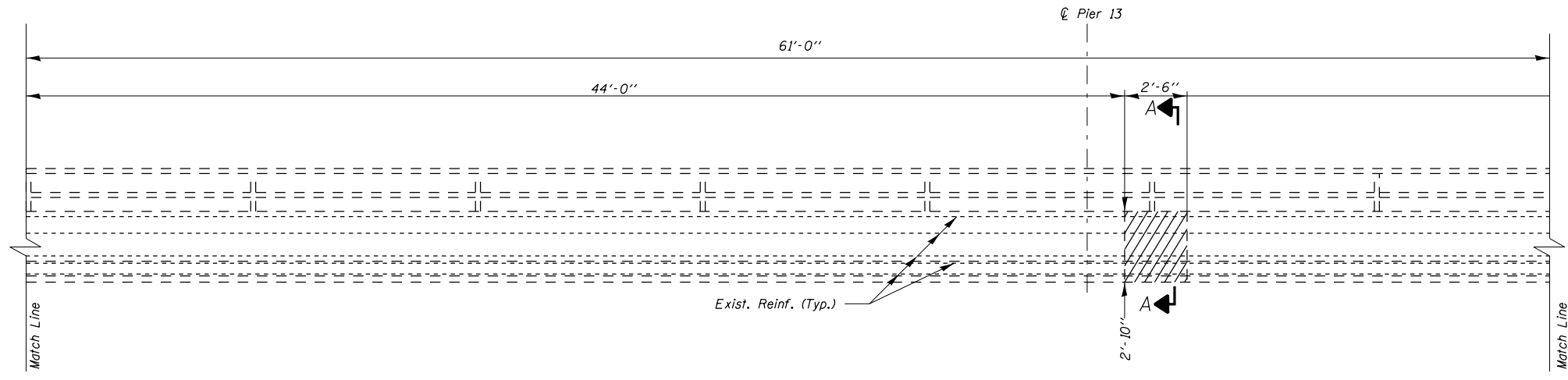
USER NAME = henkas	DESIGNED - ASH	REVISED -
	DRAWN - ASH	REVISED -
PLOT SCALE = 6,0000' / in.	CHECKED - MAS	REVISED -
PLOT DATE = 8/11/2020	DATE - 07/10/2020	REVISED -

STATE OF ILLINOIS
DEPARTMENT OF TRANSPORTATION

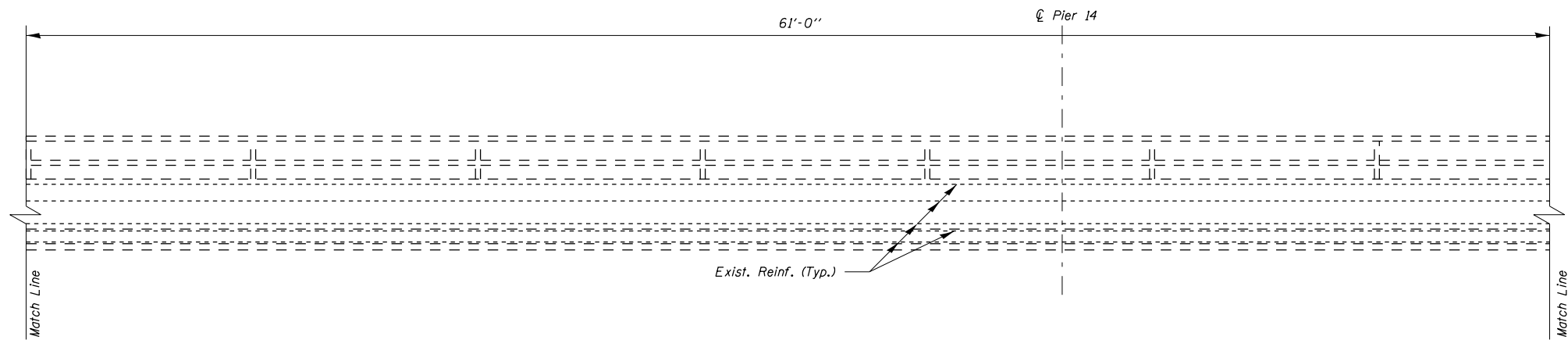
PARAPET DETAILS
SN 073-0033

SCALE: SHEET OF SHEETS STA. TO STA.

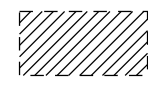
F.A. RTE.	SECTION	COUNTY	TOTAL SHEETS	SHEET NO.
*	D9 BRIDGE REPAIR 2020-7	**	51	39
CONTRACT NO. 78816				
ILLINOIS FED. AID PROJECT				

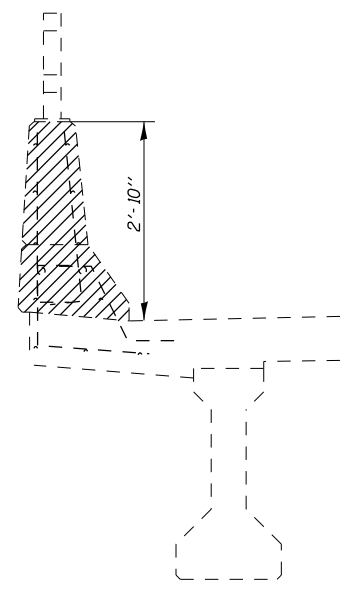


ELEV VIEW OF PARAPET
Looking North



ELEV VIEW OF PARAPET
Looking North

 Limits of Concrete Removal



SECTION A-A

Note: Where length of repair is less than 6'-0", existing reinforcement shall not be cut, but shall be salvaged as noted in the General Notes.

SOUTH PARAPET DETAILS
F.A.P. 322 SEC. D9 CM BRIDGE REPAIR 2020-7
PERRY COUNTY
STRUCTURE 073-0033

F.A.U. 9701 (OLD IL 13) JACKSON COUNTY
F.A.P. 322 (US 51) PERRY COUNTY

MODEL: Default
FILE: h:\a\c\p\suplanroom.d\at\illinois\pwr\p\DOT\Documents\DOT_Offices\Illin\c\p\DOT\Documents\DOT_073-0033-Sheets.dgn

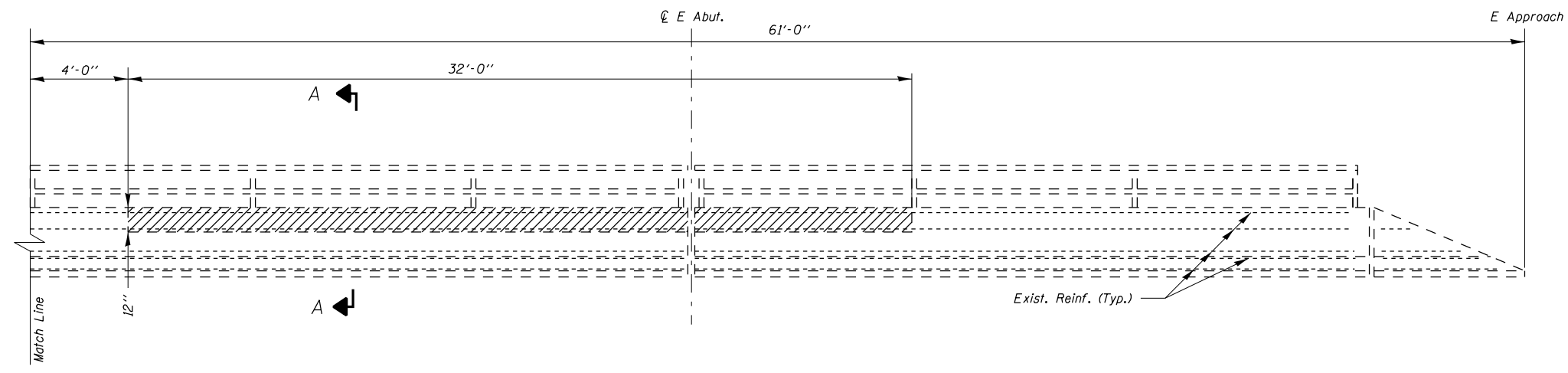
USER NAME = henkas	DESIGNED - ASH	REVISED -
	DRAWN - ASH	REVISED -
PLOT SCALE = 6.0000' / in.	CHECKED - MAS	REVISED -
PLOT DATE = 8/11/2020	DATE - 07/10/2020	REVISED -

STATE OF ILLINOIS
DEPARTMENT OF TRANSPORTATION

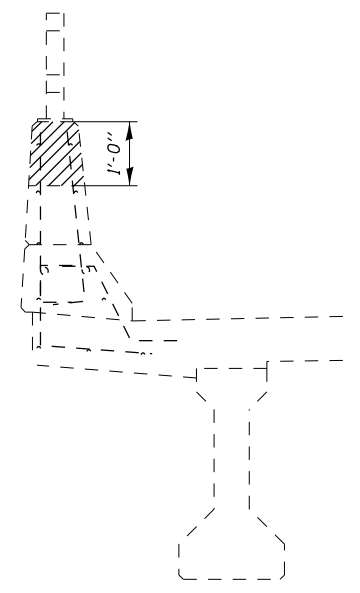
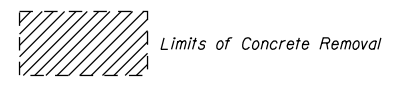
PARAPET DETAILS
SN 073-0033

SCALE: SHEET OF SHEETS STA. TO STA.

F.A. RTE.	SECTION	COUNTY	TOTAL SHEETS	SHEET NO.
*	D9 BRIDGE REPAIR 2020-7	**	51	40
CONTRACT NO. 78816				
ILLINOIS FED. AID PROJECT				



ELEV VIEW OF PARAPET
Looking North



SECTION A-A

Note: Where length of repair is equal to or greater than 6'-0", existing reinforcement shall be cut a min. 2'-7" (or as required) from removal line to provide required min. bar lap.

SOUTH PARAPET DETAILS
F.A.P. 322 SEC. D9 CM BRIDGE REPAIR 2020-7
PERRY COUNTY
STRUCTURE 073-0033

F.A.U. 9701 (OLD IL 13) JACKSON COUNTY
F.A.P. 322 (US 51) ** PERRY COUNTY

MODEL: Default
FILE: h:\mhc\p\supl\harcam\dat\illinois\pwr\illinois\pwr\DOT\Documents\DOT_Offices\District 9\Projects\78816\CADD\Drawings\0778816-Sheets.dgn

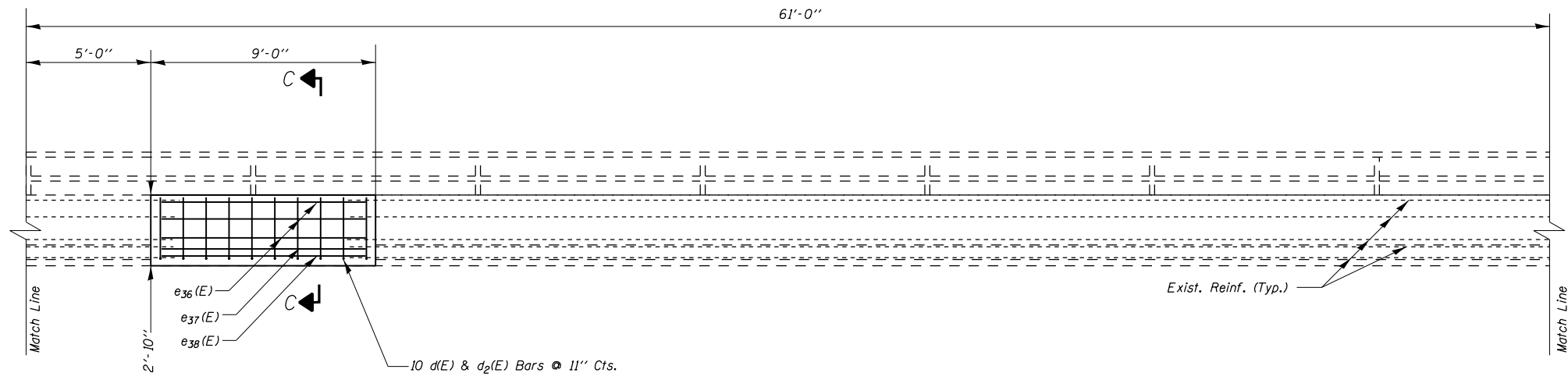
USER NAME = henkas	DESIGNED - ASH	REVISED -
	DRAWN - ASH	REVISED -
PLOT SCALE = 6.0000' / in.	CHECKED - MAS	REVISED -
PLOT DATE = 8/11/2020	DATE - 07/10/2020	REVISED -

STATE OF ILLINOIS
DEPARTMENT OF TRANSPORTATION

PARAPET DETAILS
SN 073-0033

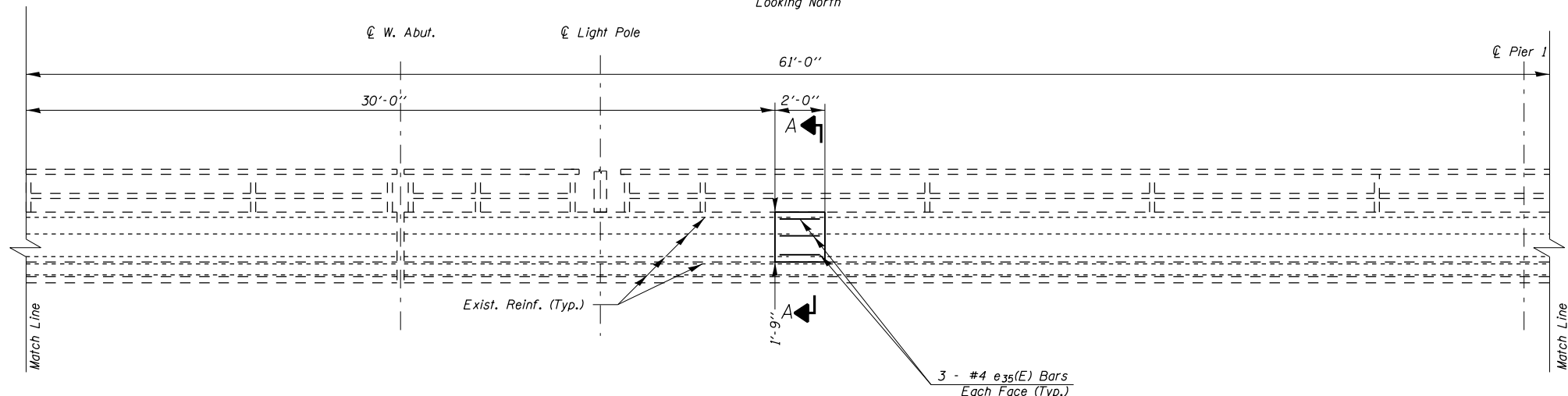
SCALE: SHEET OF SHEETS STA. TO STA.

F.A. RTE.	SECTION	COUNTY	TOTAL SHEETS	SHEET NO.
*	D9 BRIDGE REPAIR 2020-7	**	51	41
			CONTRACT NO. 78816	
		ILLINOIS	FED. AID PROJECT	



ELEV VIEW OF PARAPET

Looking North



ELEV VIEW OF PARAPET

Looking North

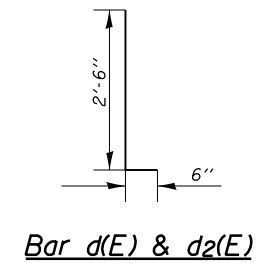
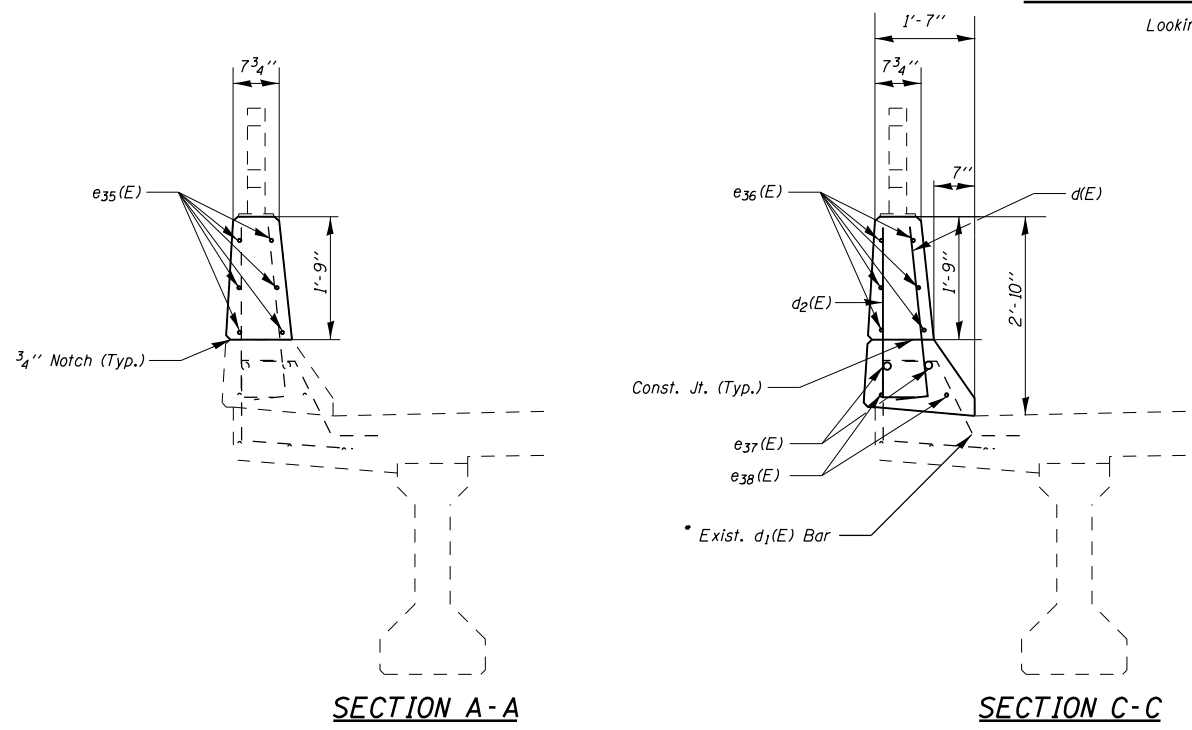
* The Contractor shall test 10% of the $d_1(E)$ bars in the front face of the new parapet to meet the minimum certified pull out load of 9.2 kips. For every bar that fails to meet the pull out load of 9.2 kips, the Contractor shall test two additional bars and regrant an additional $d_1(E)$ bar $\pm 4''$ on either side of the failed bar. The cost of testing, furnishing and installing additional bars shall be included with the cost of "Reinforcement Bars, Epoxy Coated".

MIN. BAR LAP

- #4 Bar = 2'-7"
- #5 Bar = 3'-2"
- #8 Bar = 6'-4"

BILL OF MATERIAL

BAR	NO.	SIZE	LENGTH	SHAPE
$d(E)$	10	5	3'-0"	U
$d_2(E)$	10	4	3'-0"	U
$e_{35}(E)$	6	4	1'-9"	U
$e_{36}(E)$	6	4	8'-9"	U
$e_{37}(E)$	2	8	8'-9"	U
$e_{38}(E)$	2	5	8'-9"	U
CONCRETE SUPERSTRUCTURE				CU YD 1.8
CONCRETE REMOVAL				CU YD 1.8
REINFORCEMENT BARS EPOXY COATED				POUND 160



SOUTH PARAPET DETAILS
F.A.P. 322 SEC. D9 CM BRIDGE REPAIR 2020-7
PERRY COUNTY
STRUCTURE 073-0033

F.A.U. 9701 (OLD IL 13)
 F.A.P. 322 (US 51) JACKSON COUNTY
 PERRY COUNTY

MODEL: Default
 FILE: hmkas_perrycounty.dwg
 PROJECT: 78816-CADDATA-CAD-Drawings-D978816-Sheets.dgn
 OFFICE: JGD
 DATE: 8/11/2020

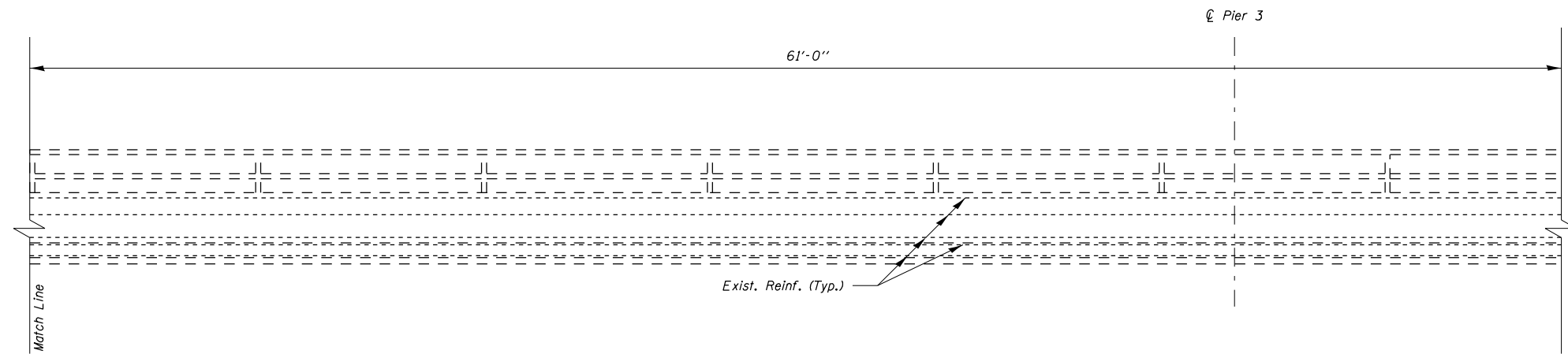
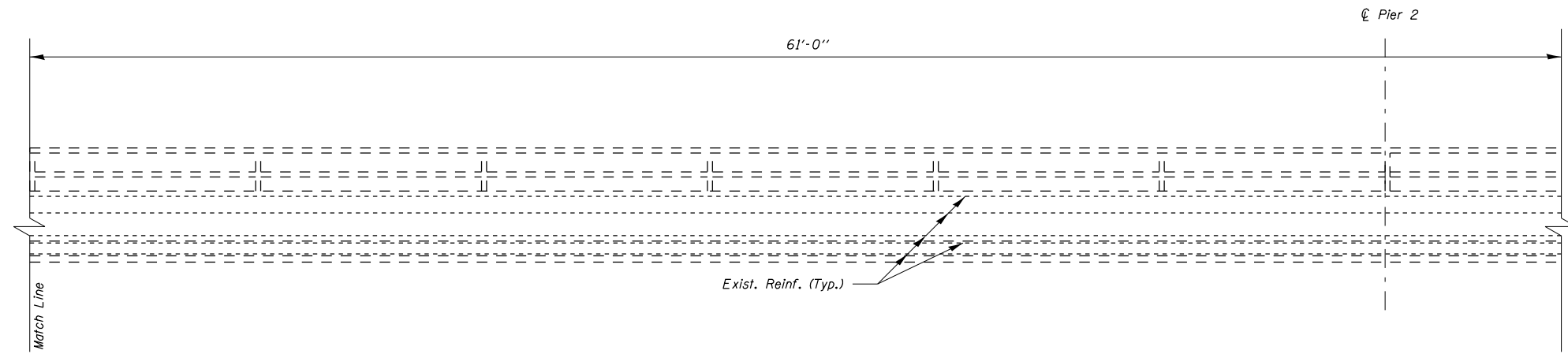
USER NAME = hmkas	DESIGNED - ASH	REVISED -
PLOT SCALE = 6.0000' / in.	DRAWN - ASH	REVISED -
PLOT DATE = 8/11/2020	CHECKED - MAS	REVISED -
	DATE - 07/10/2020	REVISED -

STATE OF ILLINOIS
DEPARTMENT OF TRANSPORTATION

PARAPET DETAILS
SN 073-0033

SCALE: SHEET OF SHEETS STA. TO STA.

F.A. RTE.	SECTION	COUNTY	TOTAL SHEETS	SHEET NO.
D9	BRIDGE REPAIR 2020-7	**	51	43
CONTRACT NO. 78816				
ILLINOIS FED. AID PROJECT				

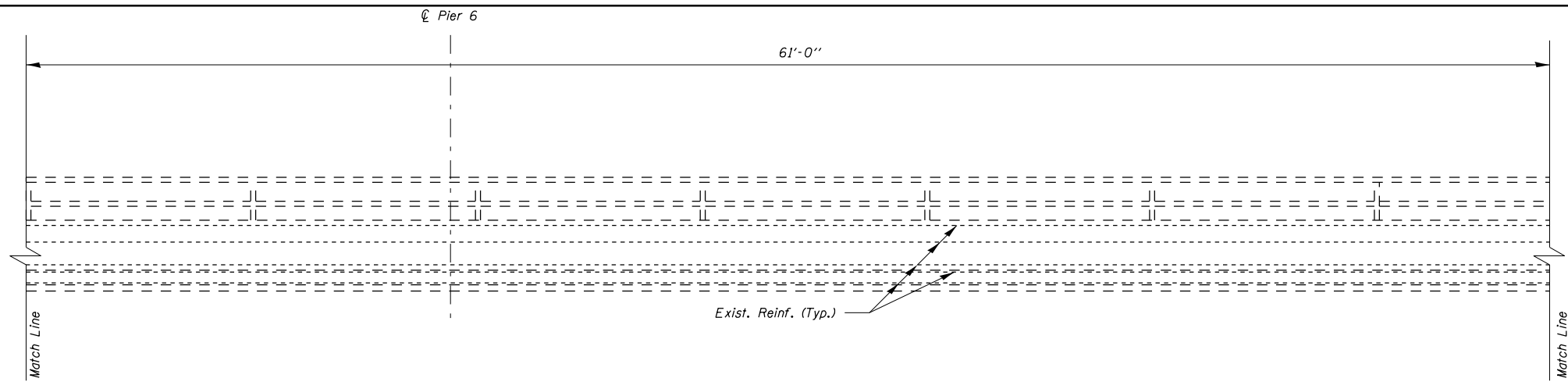


SOUTH PARAPET DETAILS
F.A.P. 322 SEC. D9 CM BRIDGE REPAIR 2020-7
PERRY COUNTY
STRUCTURE 073-0033

F.A.U. 9701 (OLD IL 13)
* F.A.P. 322 (US 51) JACKSON COUNTY
** PERRY COUNTY

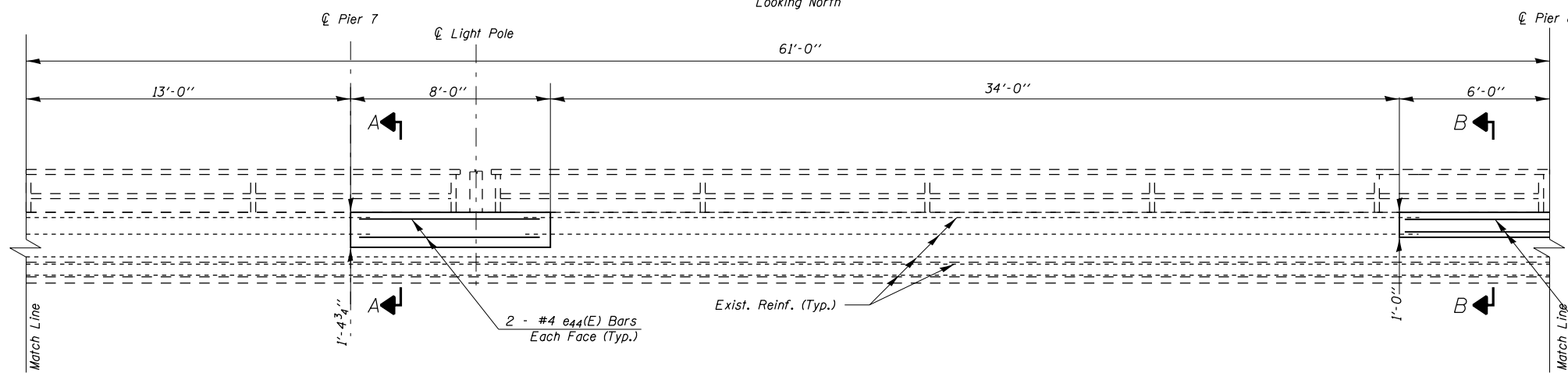
MODEL: Default
FILE NAME: pwr:\1\aleamom-dos\illinois.gov\FWIDOT\Documents\DOT_Offices\District 9\Projects\8816\CAD\AutoCAD\Sheets\0978816-Sheets.dgn

	USER NAME = henkas	DESIGNED - ASH	REVISED -	STATE OF ILLINOIS DEPARTMENT OF TRANSPORTATION	PARAPET DETAILS SN 073-0033				F.A. RTE.	SECTION	COUNTY	TOTAL SHEETS	SHEET NO.			
	PLOT SCALE = 6.0321' / in.	DRAWN - ASH	REVISED -			SCALE:	SHEET	OF	SHEETS	STA.	TO STA.	*	D9 BRIDGE REPAIR 2020-7	**	51	44
	PLOT DATE = 8/11/2020	CHECKED - MAS	REVISED -			CONTRACT NO. 78816										
		DATE - 07/10/2020	REVISED -		ILLINOIS FED. AID PROJECT											



ELEV VIEW OF PARAPET

Looking North

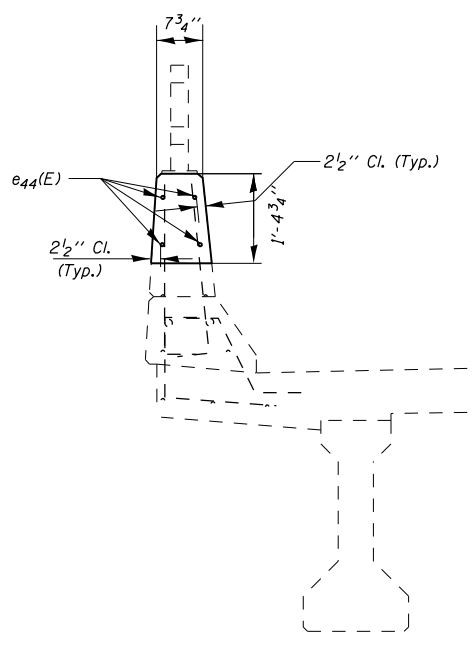


ELEV VIEW OF PARAPET

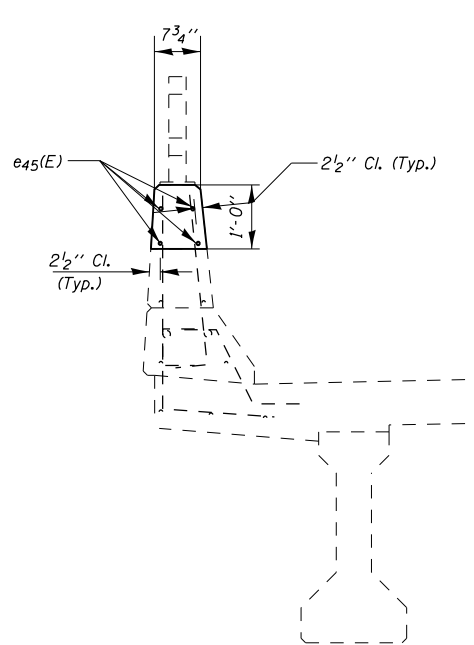
Looking North

MIN. BAR LAP

#4 Bar = 2'-7"



SECTION A-A



SECTION B-B

BILL OF MATERIAL

BAR	NO.	SIZE	LENGTH	SHAPE
e44(E)	4	4	7'-9"	—
e45(E)	4	4	5'-9"	—
CONCRETE SUPERSTRUCTURE			CU YD	0.6
CONCRETE REMOVAL			CU YD	0.6
REINFORCEMENT BARS EPOXY COATED			POUND	40

SOUTH PARAPET DETAILS
F.A.P. 322 SEC. D9 CM BRIDGE REPAIR 2020-7
PERRY COUNTY
STRUCTURE 073-0033

F.A.U. 9701 (OLD IL 13)
 F.A.P. 322 (US 51) JACKSON COUNTY
 PERRY COUNTY

MODEL: Default
 FILE: Model: p:\pub\perry\com.dta\illinois.gov\p\perry\DOT\Documents\DOT_Offices\Illin\DOT\Documents\DOT_9\Projects\78816\CADD\Drawings\9778816-Sheets.dgn

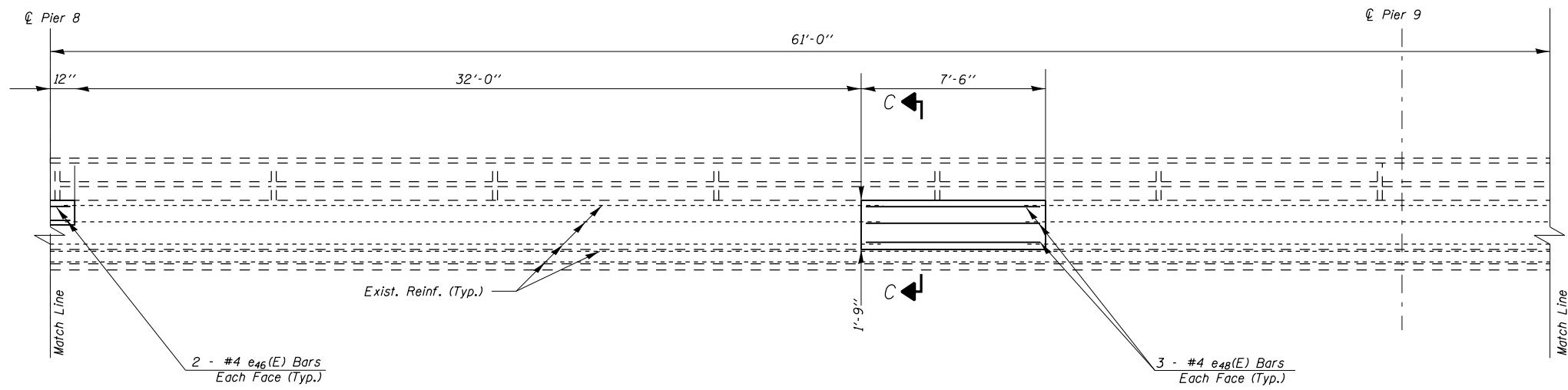
USER NAME = henkas	DESIGNED - ASH	REVISED -
PLOT SCALE = 6.0000' / in.	DRAWN - ASH	REVISED -
PLOT DATE = 8/11/2020	CHECKED - MAS	REVISED -
	DATE - 07/10/2020	REVISED -

STATE OF ILLINOIS
DEPARTMENT OF TRANSPORTATION

PARAPET DETAILS
SN 073-0033

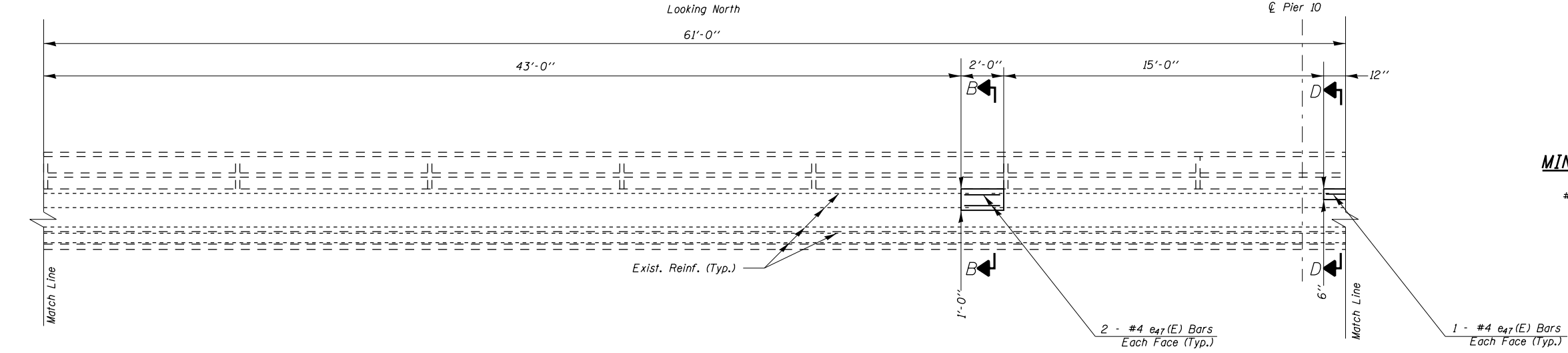
SCALE: SHEET OF SHEETS STA. TO STA.

F.A. RTE.	SECTION	COUNTY	TOTAL SHEETS	SHEET NO.
*	D9 BRIDGE REPAIR 2020-7	**	51	46
			CONTRACT NO. 78816	
		ILLINOIS FED. AID PROJECT		



ELEV VIEW OF PARAPET

Looking North

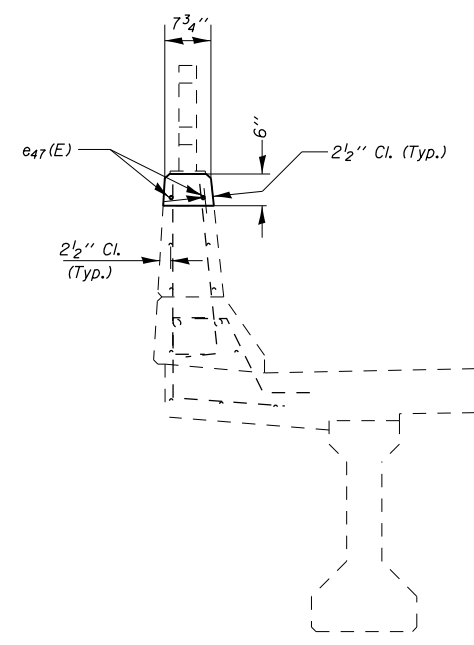


ELEV VIEW OF PARAPET

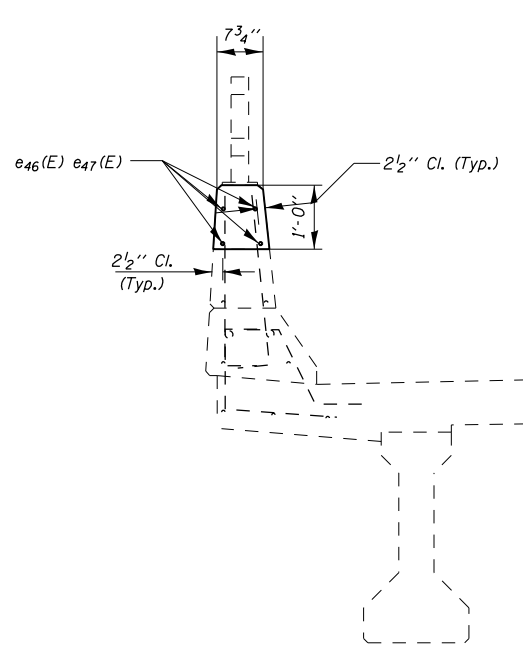
Looking North

MIN. BAR LAP

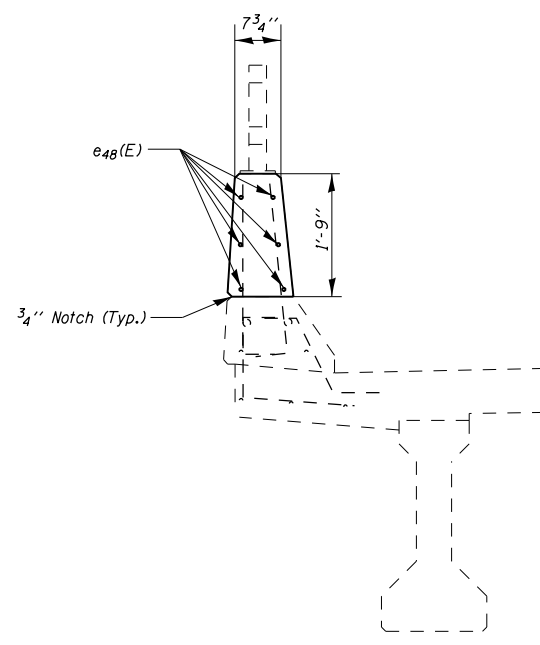
#4 Bar = 2'-7"



SECTION D-D



SECTION B-B



SECTION C-C

BILL OF MATERIAL

BAR	NO.	SIZE	LENGTH	SHAPE	
e46(E)	4	4	9"	—	
e47(E)	6	4	1'-9"	—	
e48(E)	6	4	7'-3"	—	
CONCRETE SUPERSTRUCTURE				CU YD	0.7
CONCRETE REMOVAL				CU YD	0.7
REINFORCEMENT BARS EPOXY COATED				POUND	40

SOUTH PARAPET DETAILS
F.A.P. 322 SEC. D9 CM BRIDGE REPAIR 2020-7
PERRY COUNTY
STRUCTURE 073-0033

F.A.U. 9701 (OLD IL 13)
 F.A.P. 322 (US 51) JACKSON COUNTY
 PERRY COUNTY

MODEL: Default
 FILE: Model: perrycounty.dwg
 PROJECT: 78816-CADDATA-CAD-Drawings-D9-78816-Sheets.dwg
 OFFICE: J:\Projects\78816-CADDATA-CAD-Drawings-D9-78816-Sheets.dwg

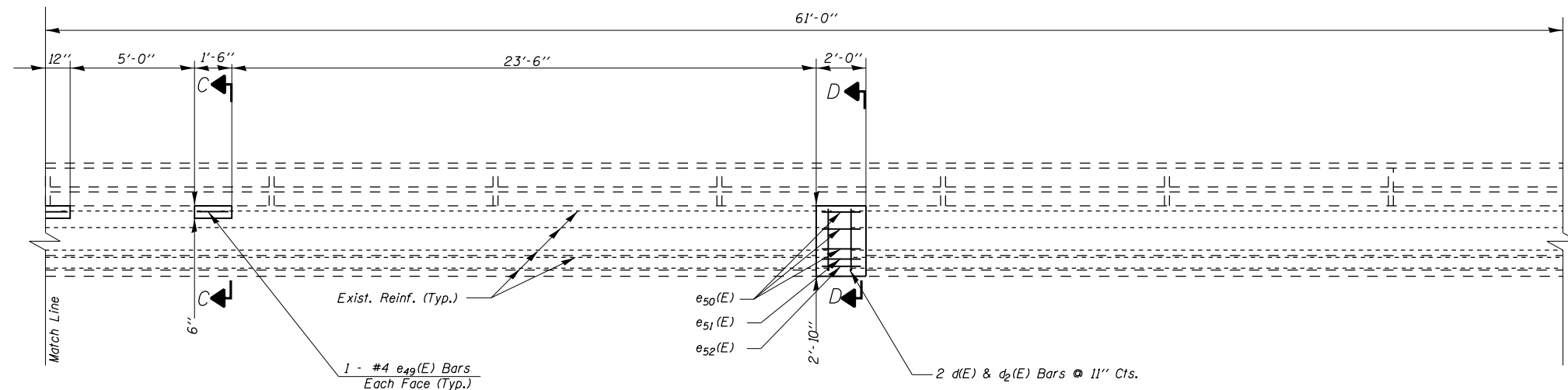
USER NAME = henkas	DESIGNED - ASH	REVISED -
PLOT SCALE = 6.0000' / in.	DRAWN - ASH	REVISED -
PLOT DATE = 8/11/2020	CHECKED - MAS	REVISED -
	DATE - 07/10/2020	REVISED -

STATE OF ILLINOIS
DEPARTMENT OF TRANSPORTATION

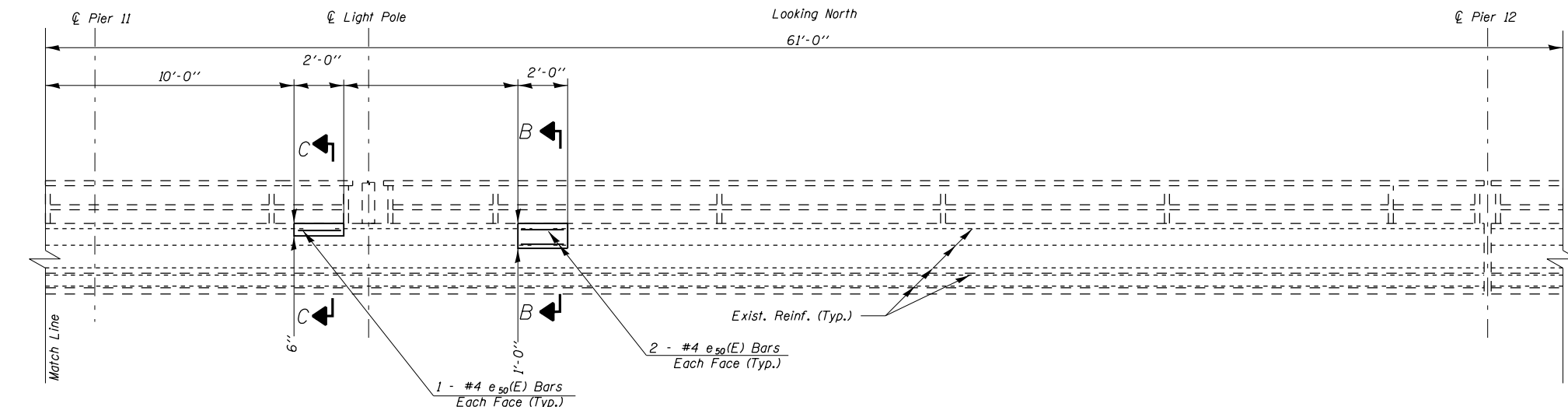
PARAPET DETAILS
SN 073-0033

SCALE: SHEET OF SHEETS STA. TO STA.

F.A. RTE.	SECTION	COUNTY	TOTAL SHEETS	SHEET NO.
D9	BRIDGE REPAIR 2020-7	**	51	47
CONTRACT NO. 78816				
ILLINOIS FED. AID PROJECT				



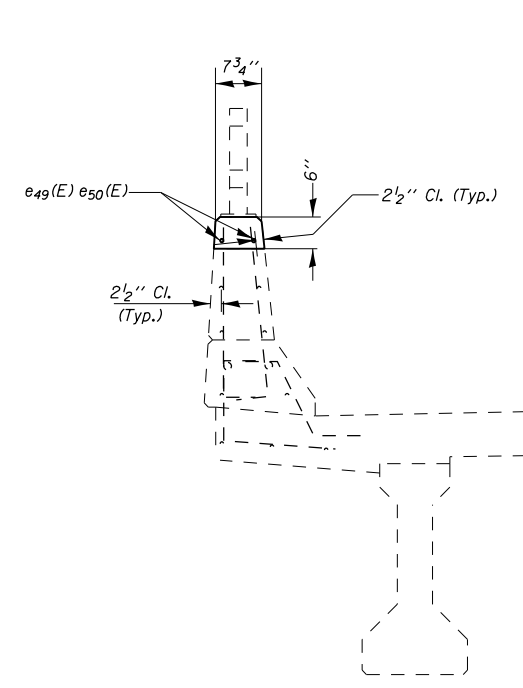
ELEV VIEW OF PARAPET



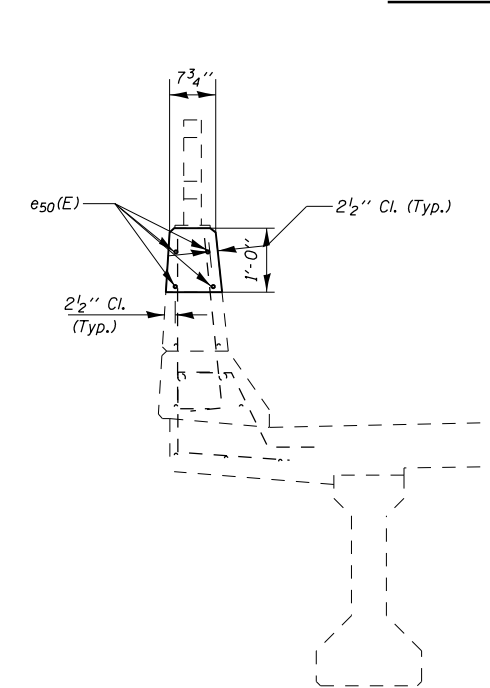
ELEV VIEW OF PARAPET

MIN. BAR LAP

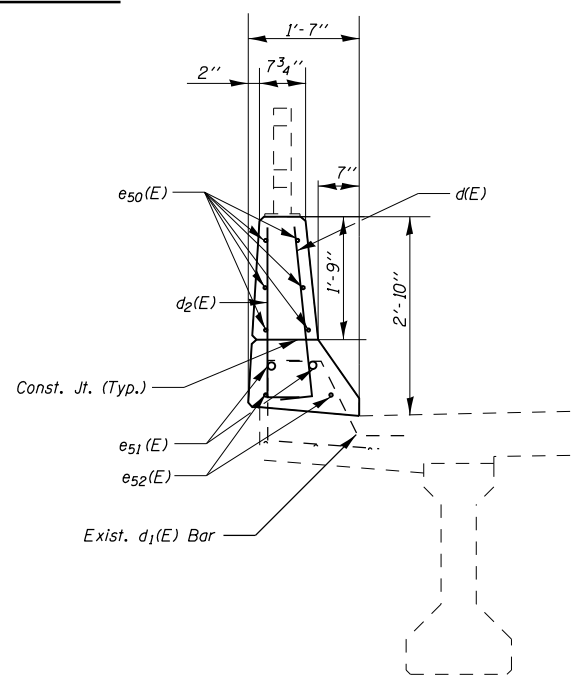
- #4 Bar = 2'-7"
- #5 Bar = 3'-2"
- #8 Bar = 6'-4"



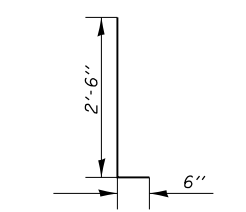
SECTION C-C



SECTION B-B



SECTION D-D



Bar d(E) & d2(E)

BILL OF MATERIAL

BAR	NO.	SIZE	LENGTH	SHAPE	
d(E)	2	5	3'-0"	U	
d2(E)	2	4	3'-0"	U	
e49(E)	2	4	1'-3"	—	
e50(E)	12	4	1'-9"	—	
e51(E)	2	8	1'-9"	—	
e52(E)	2	5	1'-9"	—	
CONCRETE SUPERSTRUCTURE				CU YD	0.5
CONCRETE REMOVAL				CU YD	0.5
REINFORCEMENT BARS EPOXY COATED				POUND	60

SOUTH PARAPET DETAILS
F.A.P. 322 SEC. D9 CM BRIDGE REPAIR 2020-7
PERRY COUNTY
STRUCTURE 073-0033

F.A.U. 9701 (OLD IL 13)
 F.A.P. 322 (US 51) JACKSON COUNTY
 PERRY COUNTY

MODEL: Default
 FILE: Model: P:\pub\harcam\ada\illinois\pwr\DOT\Documents\DOT - Offices\Illindefc 9\Projects\78818\CADD\DATA\Drawings\073-0033-Sheets.dgn

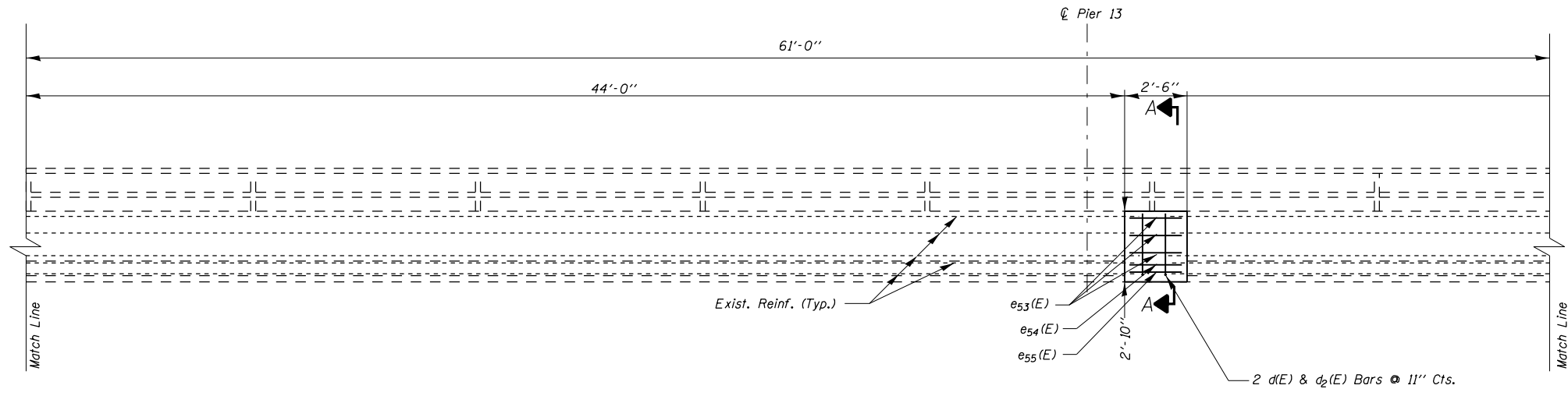
USER NAME = henkas	DESIGNED - ASH	REVISED -
PLOT SCALE = 6,0000' / in.	DRAWN - ASH	REVISED -
PLOT DATE = 8/11/2020	CHECKED - MAS	REVISED -
	DATE - 07/10/2020	REVISED -

STATE OF ILLINOIS
DEPARTMENT OF TRANSPORTATION

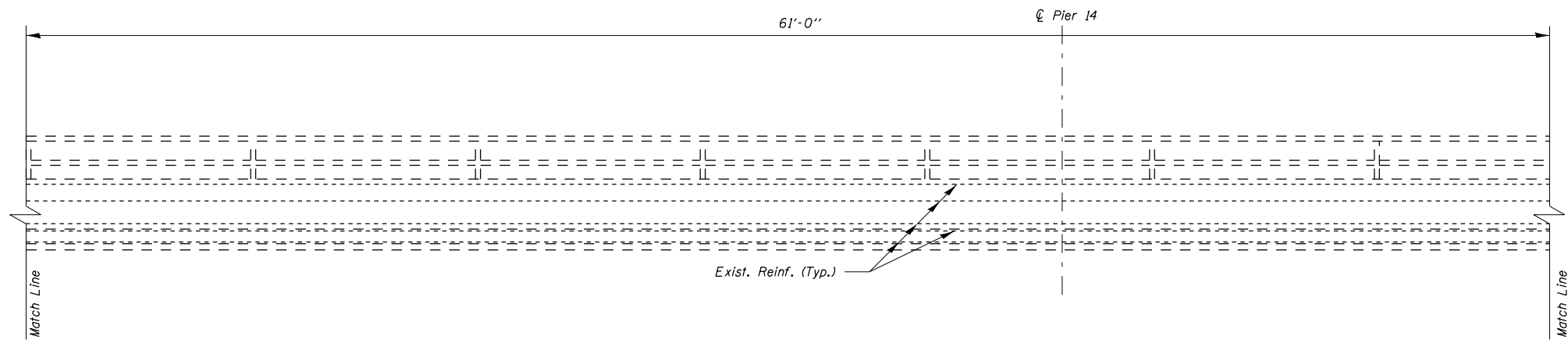
PARAPET DETAILS
SN 073-0033

SCALE: SHEET OF SHEETS STA. TO STA.

F.A. RTE.	SECTION	COUNTY	TOTAL SHEETS	SHEET NO.
D9 BRIDGE REPAIR 2020-7		**	51	48
			CONTRACT NO. 78816	
			ILLINOIS FED. AID PROJECT	

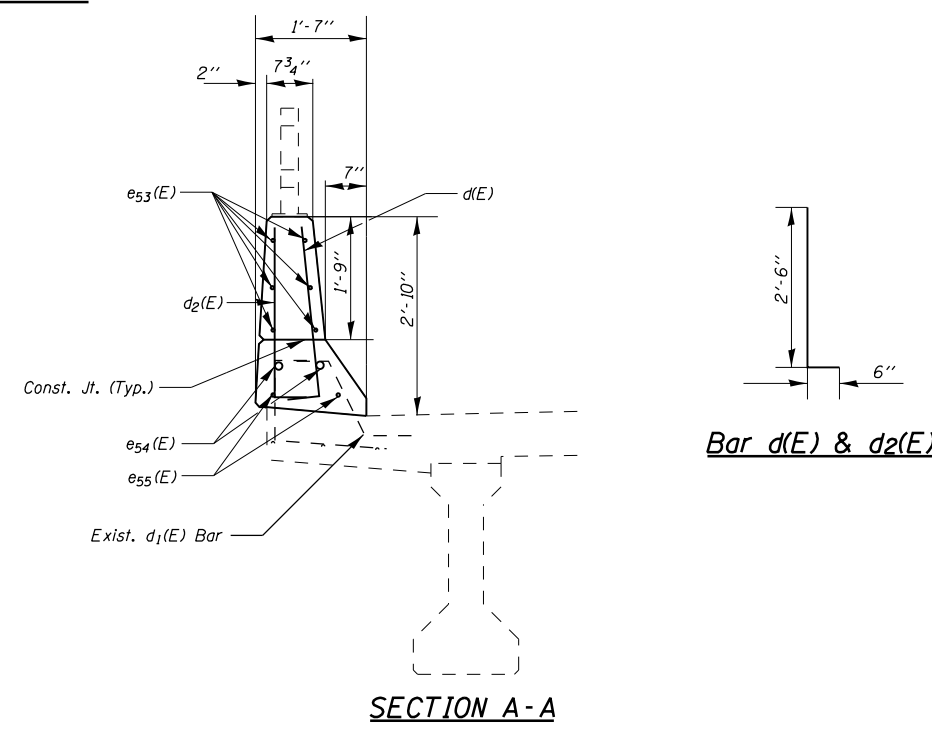


ELEV VIEW OF PARAPET
Looking North



ELEV VIEW OF PARAPET
Looking North

MIN. BAR LAP
 #4 Bar = 2'-7"
 #5 Bar = 3'-2"
 #8 Bar = 6'-4"



BILL OF MATERIAL

BAR NO.	SIZE	LENGTH	SHAPE
d(E)	2	5	3'-0"
d2(E)	2	4	3'-0"
e53(E)	6	4	2'-3"
e54(E)	2	8	2'-3"
e55(E)	2	5	2'-3"
CONCRETE SUPERSTRUCTURE			CU YD 0.4
CONCRETE REMOVAL			CU YD 0.4
REINFORCEMENT BARS EPOXY COATED			POUND 40

SOUTH PARAPET DETAILS
F.A.P. 322 SEC. D9 CM BRIDGE REPAIR 2020-7
PERRY COUNTY
STRUCTURE 073-0033

F.A.U. 9701 (OLD IL 13)
 F.A.P. 322 (US 51) JACKSON COUNTY
 PERRY COUNTY

MODEL: Default
 FILE: h:\m\c\p\pub\harcam\dat\illinois\pwr\p\DOT\Documents\DOT_Offices\Drawings\9\Projects\78816\CADD\Drawings\9778816-Sheets.dgn

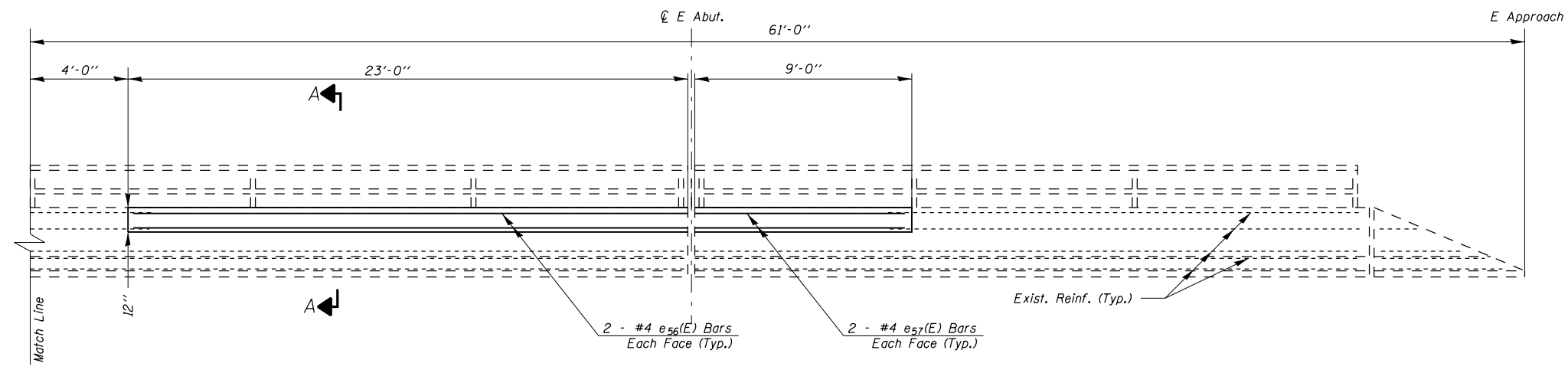
USER NAME = henkas	DESIGNED - ASH	REVISED -
PLOT SCALE = 6,000' / in.	CHECKED - MAS	REVISED -
PLOT DATE = 8/11/2020	DATE - 07/10/2020	REVISED -

STATE OF ILLINOIS
DEPARTMENT OF TRANSPORTATION

PARAPET DETAILS
SN 073-0033

SCALE: SHEET OF SHEETS STA. TO STA.

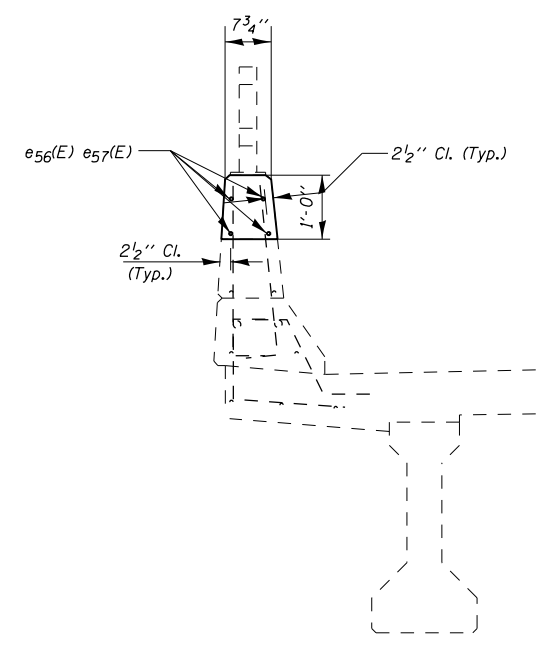
F.A. RTE.	SECTION	COUNTY	TOTAL SHEETS	SHEET NO.
*	D9 BRIDGE REPAIR 2020-7	**	51	49
CONTRACT NO. 78816				
ILLINOIS FED. AID PROJECT				



ELEV VIEW OF PARAPET
Looking North

MIN. BAR LAP

#4 Bar = 2'-7"



SECTION A-A

BILL OF MATERIAL

BAR	NO.	SIZE	LENGTH	SHAPE
e56(E)	4	4	22'-9"	—
e57(E)	4	4	8'-9"	—
CONCRETE SUPERSTRUCTURE			CU YD	1.0
CONCRETE REMOVAL			CU YD	1.0
REINFORCEMENT BARS EPOXY COATED			POUND	90

SOUTH PARAPET DETAILS
F.A.P. 322 SEC. D9 CM BRIDGE REPAIR 2020-7
PERRY COUNTY
STRUCTURE 073-0033

F.A.U. 9701 (OLD IL 13) JACKSON COUNTY
F.A.P. 322 (US 51) PERRY COUNTY

MODEL: Default
FILE: hmkas_perrycounty.dwg
C:\Users\henkas\OneDrive\Documents\DOT Office\Drawings\Projects\2020\2020-7\CM Bridge Repair\Drawings\073-0033-Sheets.dwg

USER NAME = henkas	DESIGNED - ASH	REVISED -
	DRAWN - ASH	REVISED -
PLOT SCALE = 6.0000' / in.	CHECKED - MAS	REVISED -
PLOT DATE = 8/11/2020	DATE - 07/10/2020	REVISED -

STATE OF ILLINOIS
DEPARTMENT OF TRANSPORTATION

PARAPET DETAILS
SN 073-0033

SCALE: SHEET OF SHEETS STA. TO STA.

F.A. RTE.	SECTION	COUNTY	TOTAL SHEETS	SHEET NO.
*	D9 BRIDGE REPAIR 2020-7	**	51	50
			CONTRACT NO. 78816	
		ILLINOIS	FED. AID PROJECT	

