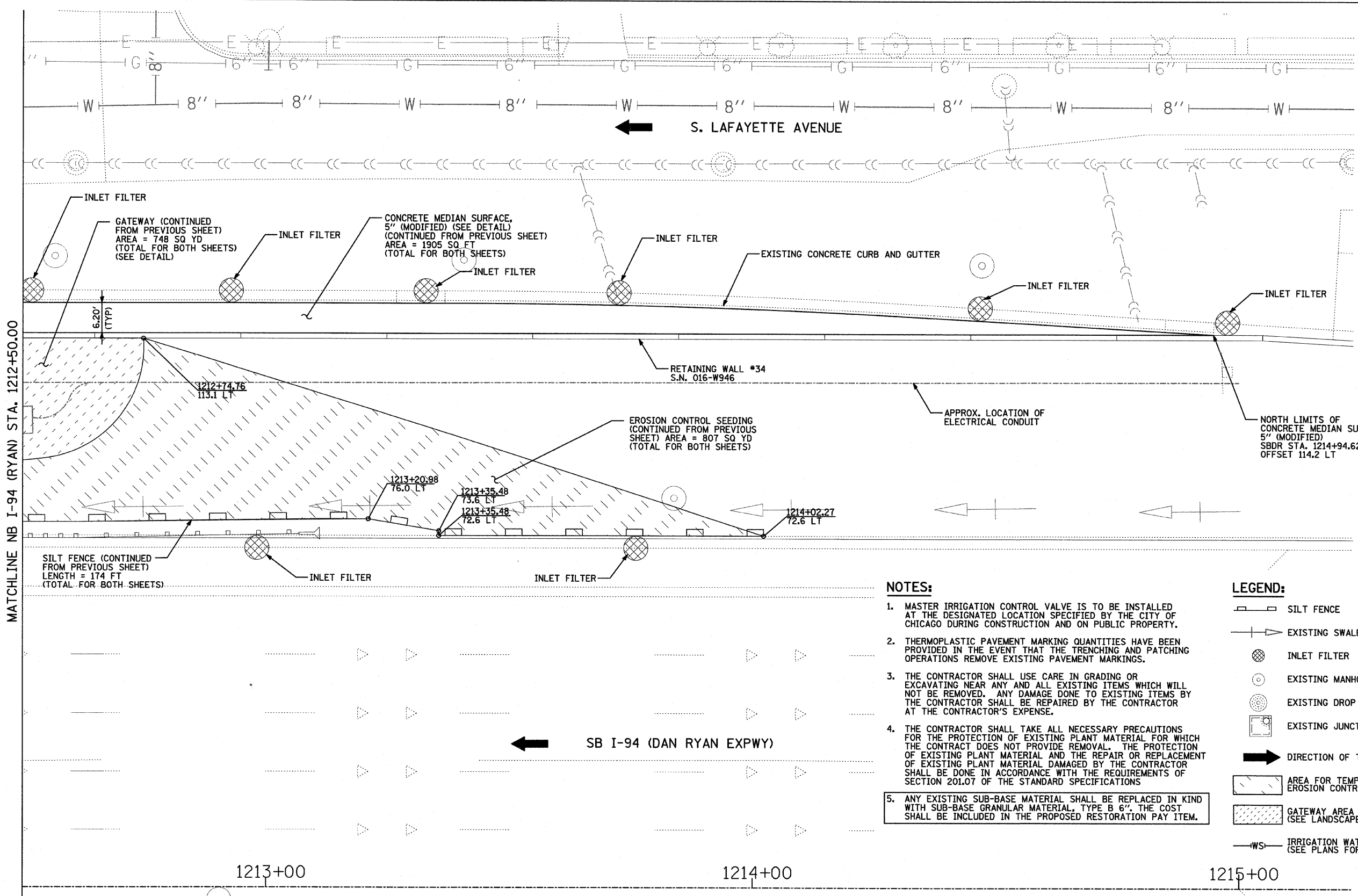
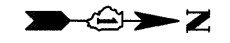


| | | | | |
|-----------------------|-------------|------------------|---------------------------|-----------|
| F.A.I. RTE. | SECTION | COUNTY | TOTAL SHEETS | SHEET NO. |
| 94 | 2005-068 LS | COOK | 58 | 33 |
| STA. 153+09 (SB I-57) | | | TO STA. 1214+95 (SB I-94) | |
| STA. 257+16 (NB I-57) | | | TO STA. 2213+00 (NB I-94) | |
| FED. ROAD DIST. NO. | ILLINOIS | FED. AID PROJECT | | |

60A74



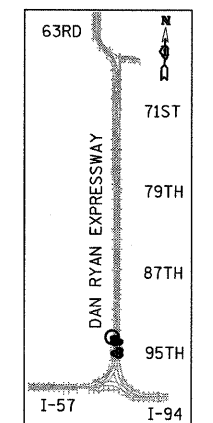
MATCHLINE NB I-94 (RYAN) STA. 1212+50.00

NOTES:

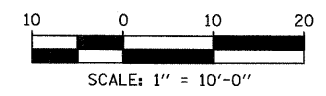
1. MASTER IRRIGATION CONTROL VALVE IS TO BE INSTALLED AT THE DESIGNATED LOCATION SPECIFIED BY THE CITY OF CHICAGO DURING CONSTRUCTION AND ON PUBLIC PROPERTY.
2. THERMOPLASTIC PAVEMENT MARKING QUANTITIES HAVE BEEN PROVIDED IN THE EVENT THAT THE TRENCHING AND PATCHING OPERATIONS REMOVE EXISTING PAVEMENT MARKINGS.
3. THE CONTRACTOR SHALL USE CARE IN GRADING OR EXCAVATING NEAR ANY AND ALL EXISTING ITEMS WHICH WILL NOT BE REMOVED. ANY DAMAGE DONE TO EXISTING ITEMS BY THE CONTRACTOR SHALL BE REPAIRED BY THE CONTRACTOR AT THE CONTRACTOR'S EXPENSE.
4. THE CONTRACTOR SHALL TAKE ALL NECESSARY PRECAUTIONS FOR THE PROTECTION OF EXISTING PLANT MATERIAL FOR WHICH THE CONTRACT DOES NOT PROVIDE REMOVAL. THE PROTECTION OF EXISTING PLANT MATERIAL AND THE REPAIR OR REPLACEMENT OF EXISTING PLANT MATERIAL DAMAGED BY THE CONTRACTOR SHALL BE DONE IN ACCORDANCE WITH THE REQUIREMENTS OF SECTION 201.07 OF THE STANDARD SPECIFICATIONS
5. ANY EXISTING SUB-BASE MATERIAL SHALL BE REPLACED IN KIND WITH SUB-BASE GRANULAR MATERIAL, TYPE B 6". THE COST SHALL BE INCLUDED IN THE PROPOSED RESTORATION PAY ITEM.

LEGEND:

- SILT FENCE
- EXISTING SWALE
- INLET FILTER
- EXISTING MANHOLE
- EXISTING DROP MANHOLE
- EXISTING JUNCTION CHAMBER
- DIRECTION OF TRAFFIC
- AREA FOR TEMPORARY EROSION CONTROL SEEDING
- GATEWAY AREA (SEE LANDSCAPE PLANS)
- IRRIGATION WATER SERVICE (SEE PLANS FOR TYPE)



LOCATION MAP



| REVISIONS | |
|-----------|------|
| NAME | DATE |
| | |
| | |
| | |
| | |
| | |
| | |
| | |
| | |
| | |

ILLINOIS DEPARTMENT OF TRANSPORTATION
 F.A.I. 94 (DAN RYAN EXPRESSWAY)
 WATER SERVICE AND EROSION CONTROL PLAN
 SW & NW QUADRANTS AT 95TH ST - SB I-94
 STA. 1212+50.00 TO STA. 1214+94.62
 SHEET 3 OF 3

SCALE: 1"=10'-0"
 DATE: JUNE 20, 2008

DRAWN BY: JDF
 CHECKED BY: JPM

TYLIN INTERNATIONAL

6/20/2008 10:26:47 AM