F.A.I. RTE.	SECTION	COUNTY	TOTAL SHEETS	SHEET NO.
94	2005-070 LS	COOK	65	49
STA. 2308+17 (NB 1-94) STA. 1308+46 (SB 1-94)	TO STA. 2316+90 (NB 1-94) 1318+61 (SB 1-94)			
FED. ROAD DIST. NO.	ILLINOIS	FED. AID PROJECT		

60A76

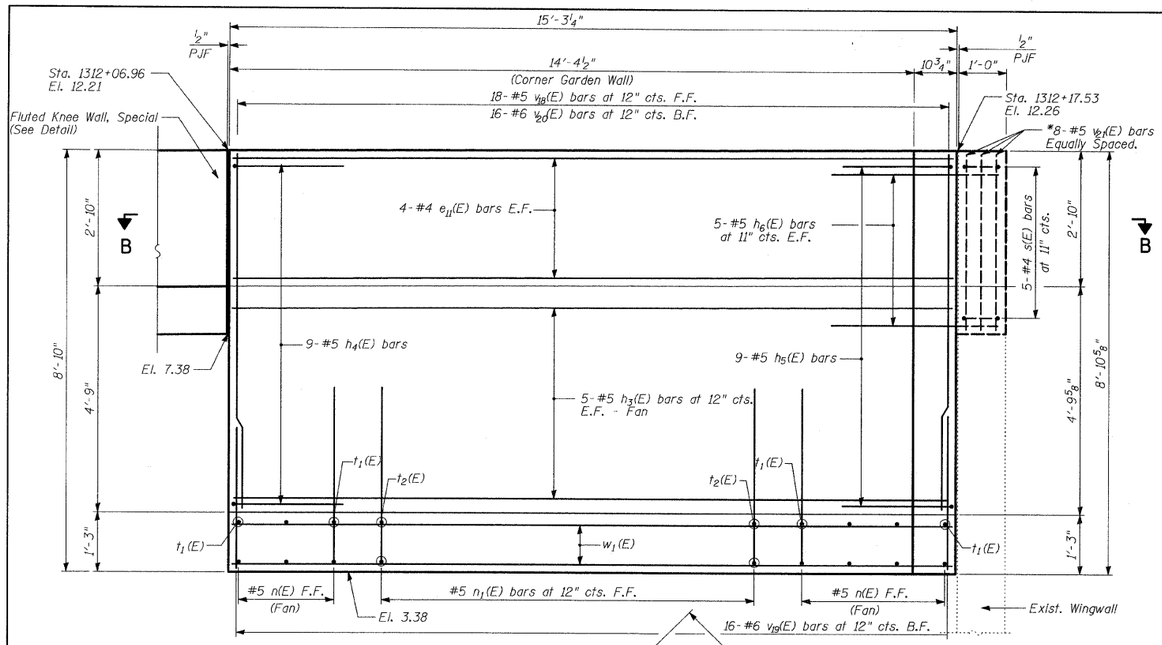

ELEVATION AT FRONT FACE

(Chain Link Fence not shown for clarity)

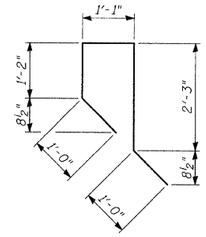

BAR h4(E)

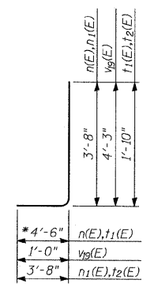

BARS n(E), n1(E), t1(E), t2(E) and v19(E)

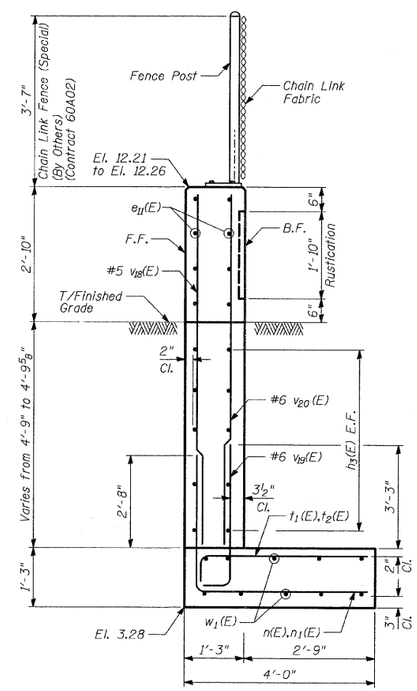

SECTION A-A

Sta. 1312+06.96 to Sta. 1312+17.53

BILL OF MATERIAL

Bar	No.	Size	Length	Shape
e11(E)	8	#4	14'-0"	
h3(E)	10	#5	14'-0"	
h4(E)	9	#5	6'-6"	
h5(E)	9	#5	5'-2"	
h6(E)	10	#5	3'-11"	
n(E)	9	#5	8'-2"	
n1(E)	9	#5	7'-4"	
s(E)	5	#4	5'-7"	
t1(E)	7	#6	5'-6"	
t2(E)	9	#6	4'-8"	
v18(E)	18	#5	7'-5"	
v19(E)	16	#6	5'-3"	
v20(E)	16	#6	7'-5"	
v21(E)	8	#5	3'-6"	
w1(E)	10	#5	14'-0"	
Reinforcement Bars, Epoxy Coated			POUND	2,600
Structure Excavation			CU YD	26
Concrete Structures			CU YD	9
Protective Coat			SQ YD	14
Rustication Finish			SQ FT	28

Reinforcement bars designated (E) shall be epoxy coated.

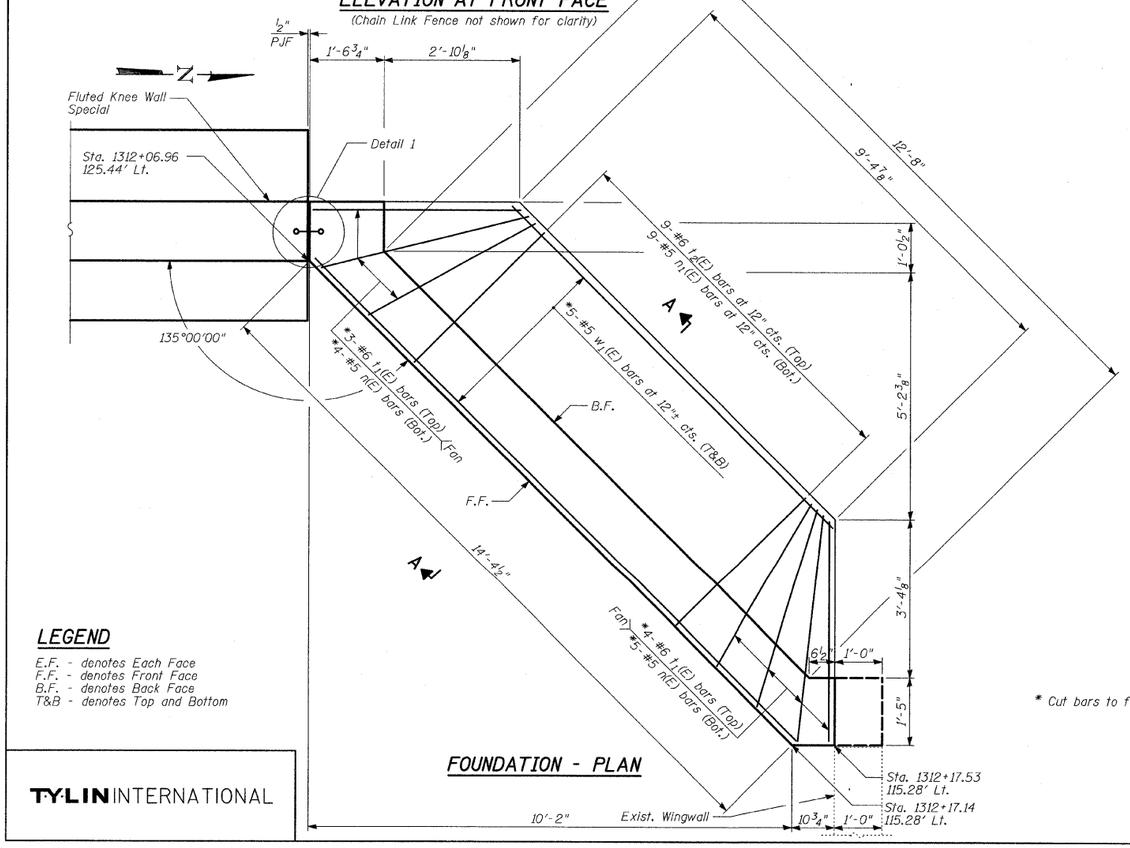

FOUNDATION - PLAN

LEGEND

E.F. - denotes Each Face
F.F. - denotes Front Face
B.F. - denotes Back Face
T&B - denotes Top and Bottom

* Cut bars to fit in field

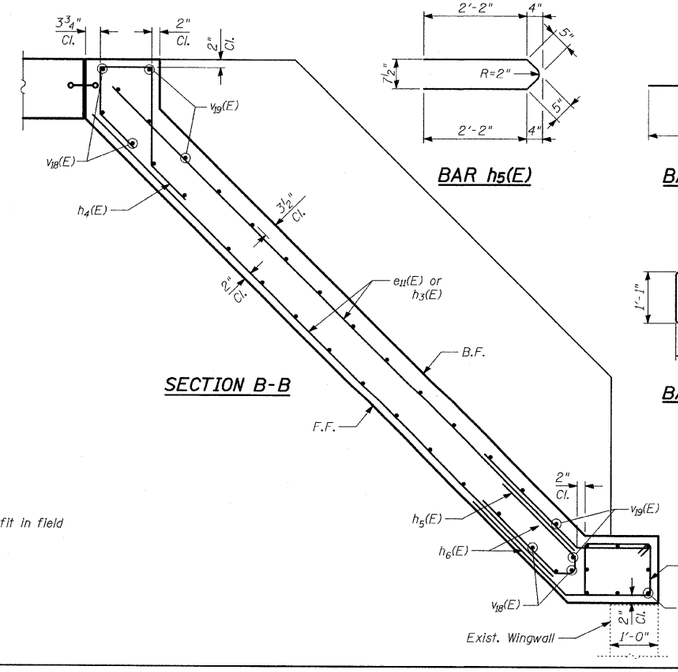

SECTION B-B

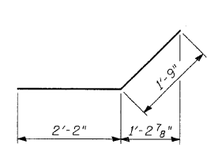

BAR h5(E)

BAR h6(E)

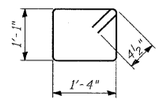

BAR S(E)

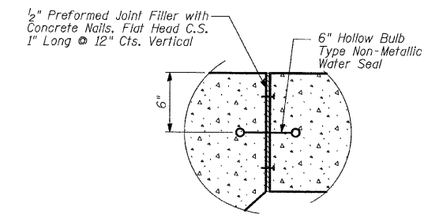

DETAIL 1

REVISIONS	
NAME	DATE
REVISED	09/19/08

ILLINOIS DEPARTMENT OF TRANSPORTATION

F.A.I. 94 (DAN RYAN EXPRESSWAY)

TYPICAL SECTIONS, ELEVATIONS AND DETAILS - CORNER GARDEN

SCALE: N.T.S. DRAWN BY: MAF

DATE: MAY 1, 2008 CHECKED BY: MI

TY·LIN INTERNATIONAL

p:\0237\structur\c22e\cg26edrsh013a_details.dgn 9/19/2008 2:58:12 PM