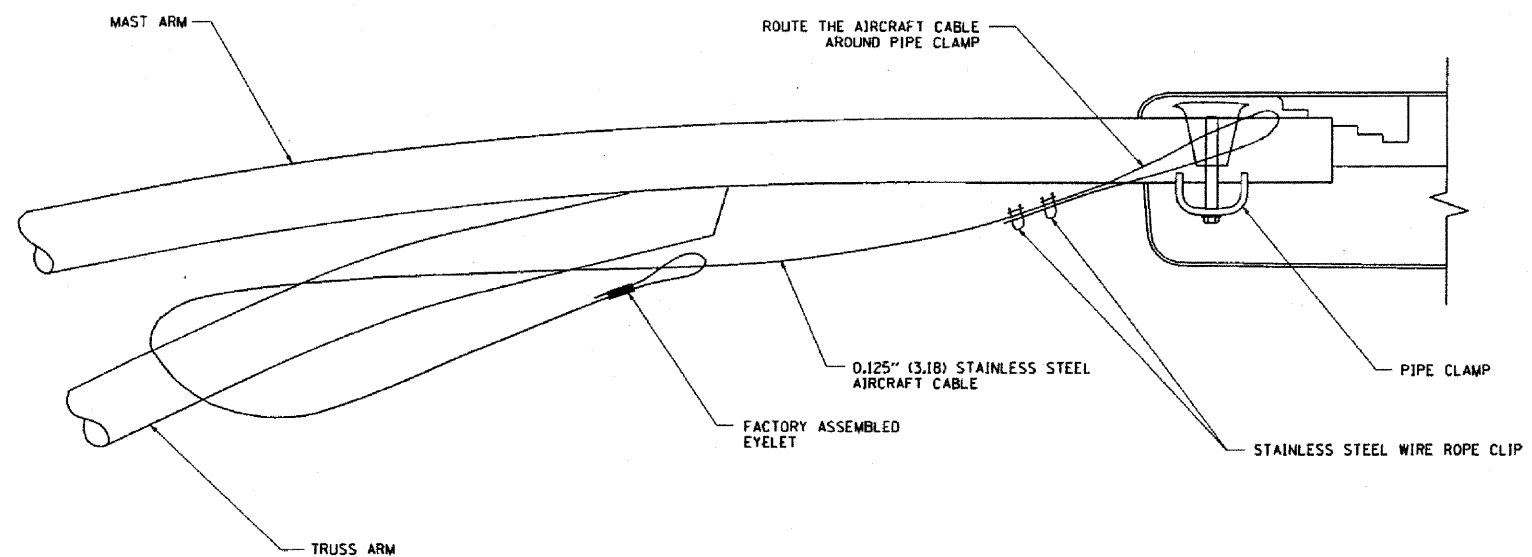
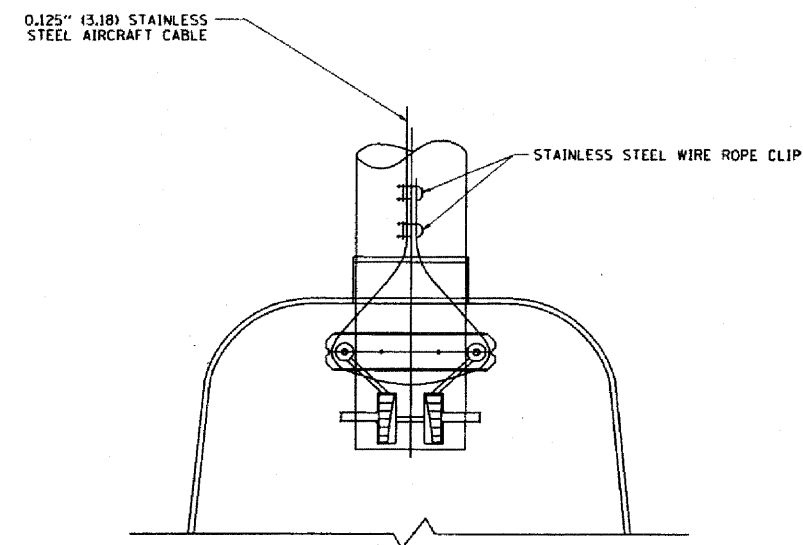


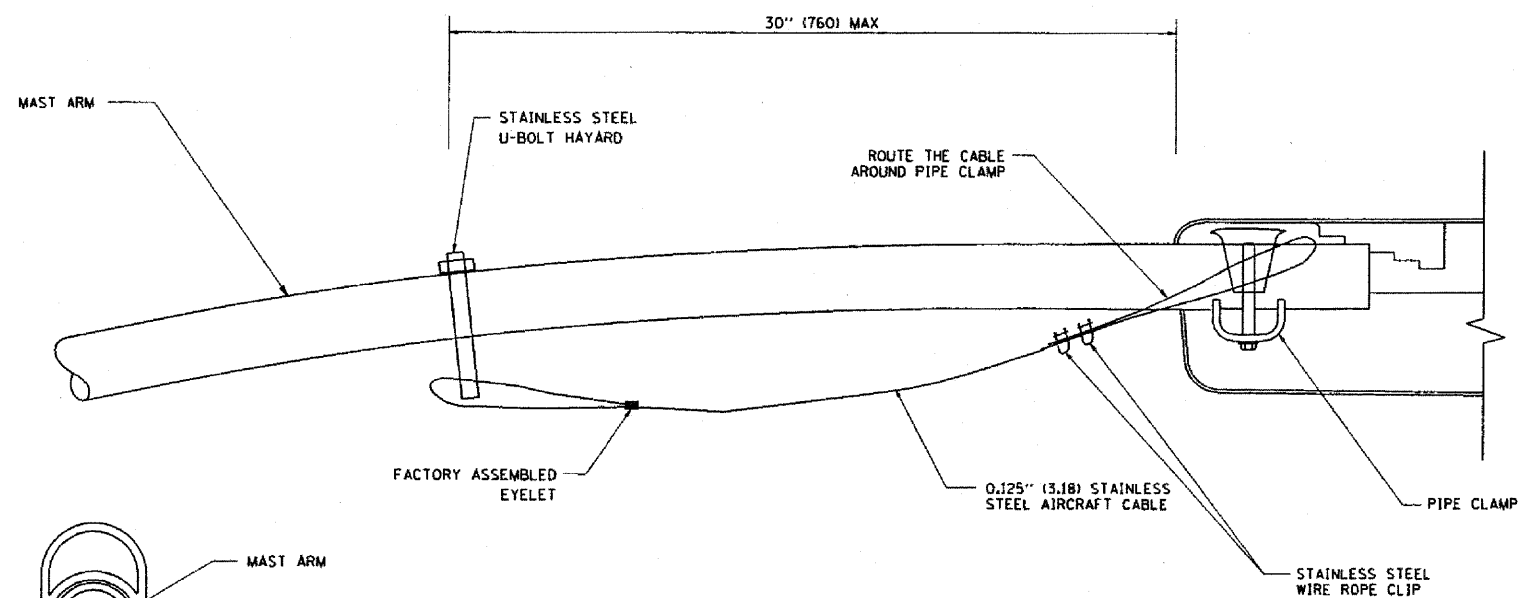
CONTRACT NO.				
F.A.U. RTE.	SECTION	COUNTY	TOTAL SHEETS	SHEET NO.
1463	1010.1B	COOK	171	70
STA.		TO STA.		
FED. ROAD DIST. NO.		ILLINOIS FED. AID PROJECT		



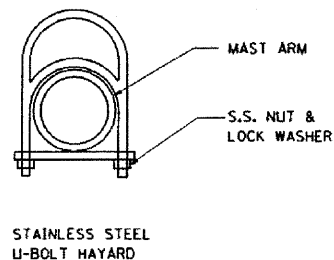
SIDE VIEW (TRUSS ARM)
N.T.S.



BOTTOM VIEW
N.T.S.



SIDE VIEW (SINGLE MEMBER OR DAVIT ARM)
N.T.S.



NOTES:

1. ALL DIMENSIONS ARE IN MILLIMETERS (INCHES) UNLESS OTHERWISE SHOWN.
2. CONTRACTOR SHALL ADJUST THE WIRE CLIP TO ELIMINATE ANY SLACK FROM THE WIRE ROPE.
3. THE 0.125" (3.18) STAINLESS STEEL AIRCRAFT CABLE SHALL REMAIN VISIBLE FROM THE GROUND LEVEL.
4. THE BREAKING STRENGTH OF THE CABLE SHALL BE 1700 LBS. MIN.

REVISIONS	
NAME	DATE
	08/08/03

ILLINOIS DEPARTMENT OF TRANSPORTATION

LUMINAIRE SAFETY
CABLE ASSEMBLY

SCALE: VERT. NONE
HORIZ.

DRAWN BY
CHECKED BY
BE-T01

PLOT DATE: 4/18/2007
FILE NAME: K:\projects\030701\luminaire.dgn
PLOT SCALE: 50/800 / IN.
USER NAME: bward