

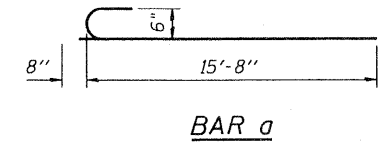
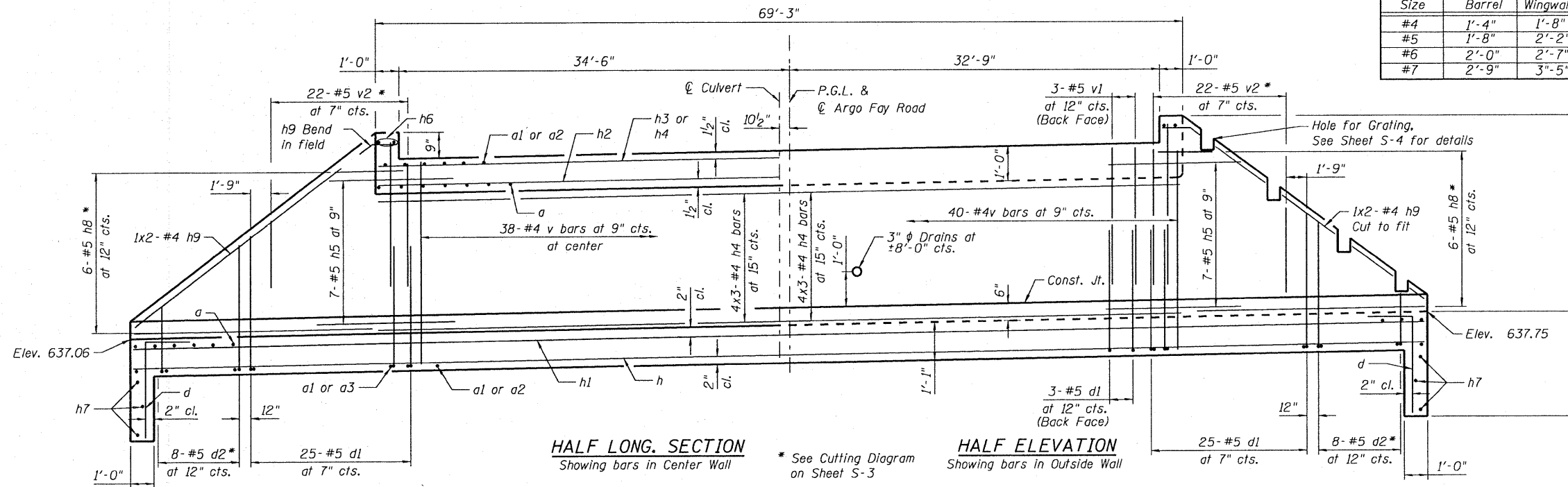
STATE OF ILLINOIS
DEPARTMENT OF TRANSPORTATION

ROUTE NO.	SECTION	COUNTY	TOTAL SHEETS	SHEET NO.	SHEET NO. S-2 S-6 SHEETS
Argo Fay Road	1011-1	Carroll	31	16	
FED. ROAD DIST. NO. 7		ILLINOIS	FED. AID PROJECT-		

Contract # 64979

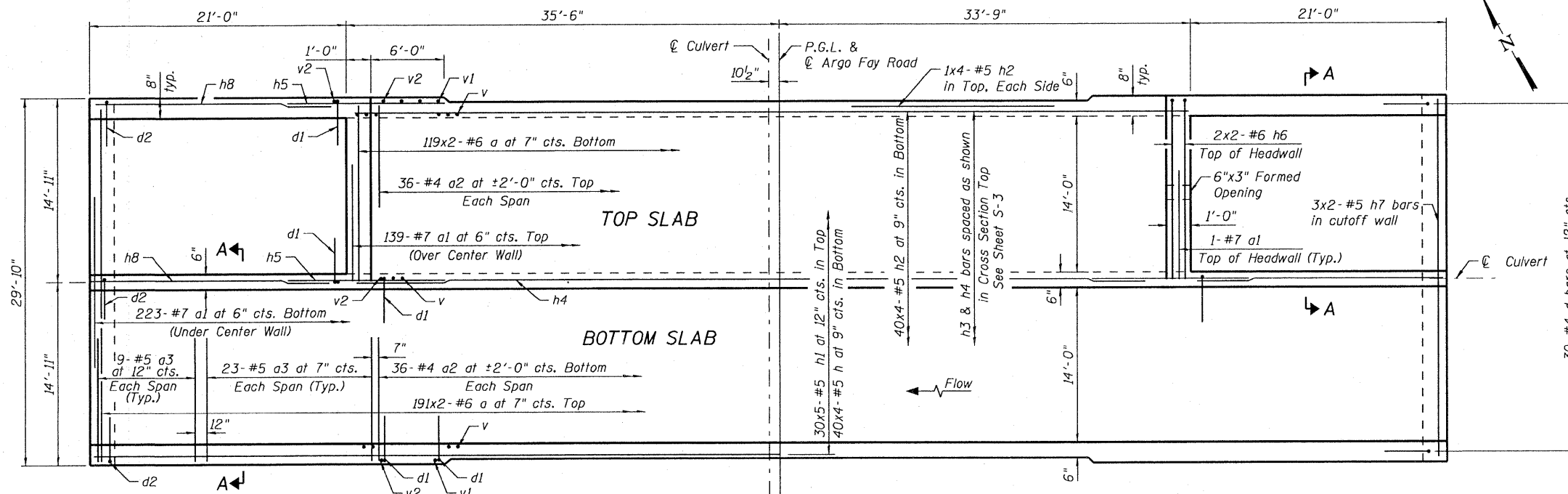
SPLICE LENGTHS

Size	Barrel	Wingwall
#4	1'-4"	1'-8"
#5	1'-8"	2'-2"
#6	2'-0"	2'-7"
#7	2'-9"	3'-5"



BILL OF MATERIAL

Bar	No.	Size	Length	Shape
a	620	# 6	16'-4"	U
a1	364	# 7	14'-0"	—
a2	144	# 4	9'-5"	—
a3	128	# 5	9'-5"	—
d	60	# 4	4'-6"	—
d1	162	# 5	5'-6"	—
d2	24	# 5	8'-9"	—
h	160	# 5	29'-0"	—
h1	150	# 5	23'-6"	—
h2	168	# 5	18'-6"	—
h3	81	# 6	24'-1"	—
h4	60	# 4	24'-1"	—
h5	14	# 5	9'-6"	—
h6	8	# 6	15'-8"	—
h7	12	# 5	15'-7"	—
h8	18	# 5	23'-0"	—
h9	12	# 4	11'-2"	—
v	118	# 4	5'-9"	—
v1	12	# 5	3'-8"	—
v2	33	# 5	7'-2"	—
Concrete Box Culverts			Cu. Yd.	239.1
Reinforcement Bars			Pound	46,560



SHOWING
REINFORCEMENT

SHOWING
OUTLINES

PLAN

NOTES:

- No less than seven feet of the barrel shall be poured monolithically with the wingwalls.
- Bars Indicated thus 12x4-#5 etc. indicates 12 lines of bars with 4 lengths per line.
- For Section A-A see sheet S-3.
- Work this sheet with sheet S-3

CULVERT PLAN & SECTION
ARGO FAY ROAD OVER
JOHNSON CREEK TRIBUTARY
FAS 2076 (ARGO FAY ROAD)
SECTION 1011-1
CARROLL COUNTY
STA. 246+04.68
S.N. 008-2020

DESIGNED	E. Mroczek
CHECKED	B. Sauter
DRAWN	R. Danley
CHECKED	E. Mroczek

CG Ciorba Group, Inc.
CONSULTING ENGINEERS
5507 North Cumberland Avenue, Suite 402 Chicago, Illinois 60656
Tel. 773.775.4009 Fax 773.775.4014 Email chicago@ciorba.com

8/17/2008 emroczek N:\PROJECTS\3317_07\Design\Structure\CAD\3317-07-02.dgn