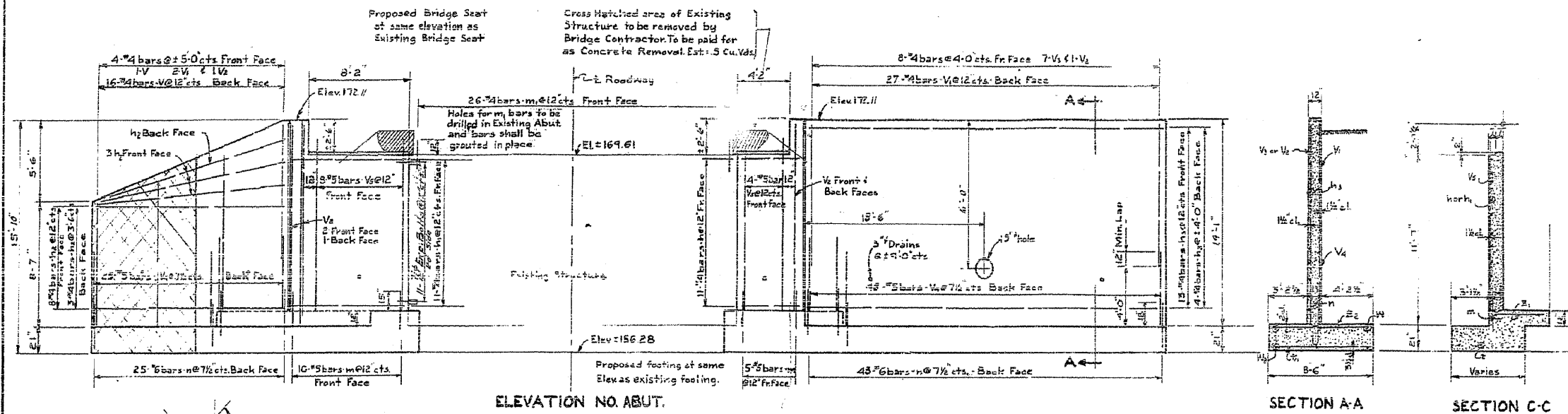


STATE OF ILLINOIS
DEPARTMENT OF TRANSPORTATION
DEPARTMENT OF PUBLIC WORKS & BUILDINGS
DIVISION OF HIGHWAYS

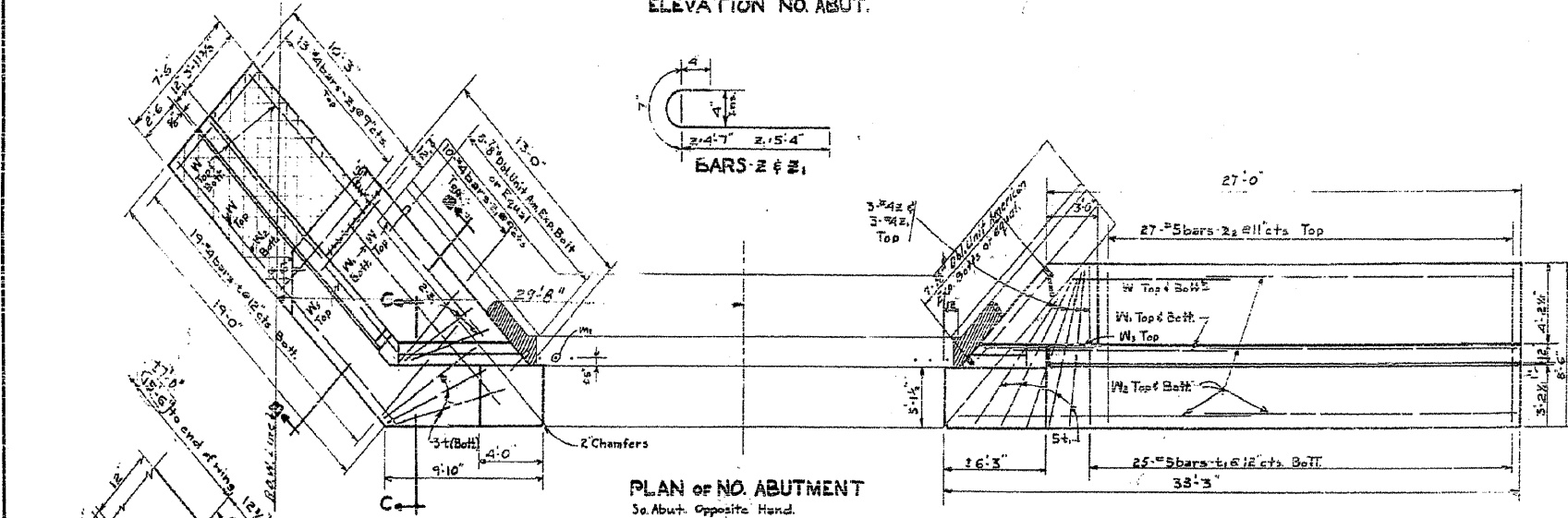
ROUTE NO.	SECTION	COUNTY	TOTAL SHEETS	SHEET NO.
FAS 338	348R	IROQUOIS	49	41
STA.	TO STA.			
FED. ROAD DIST. NO. 3	ILLINOIS	FED. AID PROJECT-		

CONTRACT NO. 66610

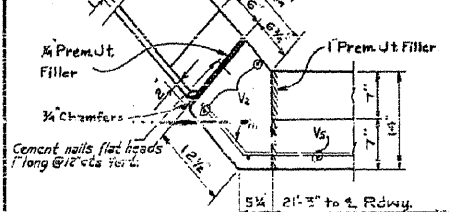
DATE	BY	CHECKED	SCALE	SHEET NO.
25	31-374	35-57	24	17
SHEETS				



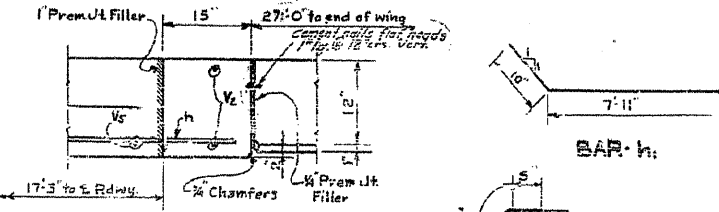
SECTION A-A SECTION C-C



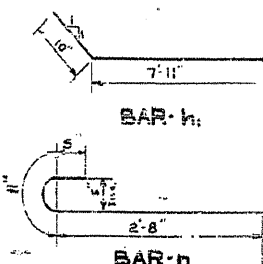
PLAN OF NO. ABUTMENT



CORNER DETAIL



STRAIGHT END DETAIL

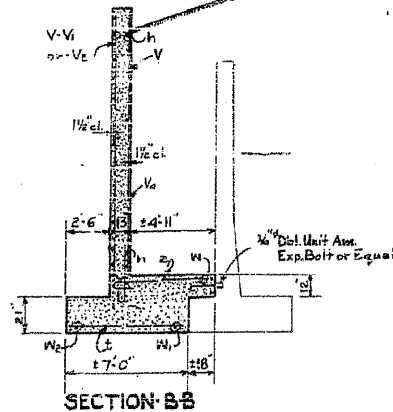


DETAIL OF EXPANSION JOINT

BILL OF MATERIAL - 2 ABUTMENTS

BAR NO.	SIZE	LENGTH	SHAPE
V	#4	8'-6"	U
V	#4	9'-9"	U
V ₁	#4	12'-9"	U
V ₂	#4	13'-9"	U
V ₃	#5	5'-0"	U
V ₄	#5	11'-6"	U
h	#4	4'-3"	U
h	#4	8'-9"	U
h ₁	#4	15'-0"	U
h ₂	#4	28'-6"	U
n	#6	4'-0"	U
m	#5	2'-6"	U
m	#4	2'-0"	U
t	#4	7'-0"	U
t ₁	#5	8'-0"	U
z	#4	5'-6"	U
z ₁	#4	6'-5"	U
z ₂	#5	8'-0"	U
z ₃	#4	6'-9"	U
w	#4	9'-6"	U
w ₁	#4	15'-0"	U
w ₂	#4	17'-0"	U
w ₃	#4	2'-6"	U
Class X Concrete Cu. Yds. 117.0			
Reinforcement Bars Lbs. 5740			
Concrete Removal Cu. Yds. .5			
Expansion Bolts Ea. 74			

Note: Contractor shall build West Wing as shown on plan. Contractor shall provide for concrete removal of existing structure. Contractor shall provide for concrete removal of existing structure. Contractor shall provide for concrete removal of existing structure.



SECTION B-B

DESIGNED: *M. B. ...*
 CHECKED: *...*
 DRAWN: *...*
 EXAMINED: *W. B. Hancock*
 PASSED: *...*
 APPROVED: *F. N. ...*

ABUTMENTS
 PROJECT FI-29(12)
 FA. RTE. 26 (S.B. I AT 25) SEC. 34-B-Y
 IROQUOIS COUNTY
 STA. 2146 + 00