

F.A.P. RTE.	SECTION	COUNTY	TOTAL SHEETS	SHEET NO.
22	135W-2; RS-5	FULTON	282	59
STA.		TO STA.		
FED. ROAD DIST. NO.		ILLINOIS	FED. AID PROJECT	

GENERAL CONSTRUCTION NOTES

Adequate pavement drainage shall be maintained during all stages of construction.

GENERAL STAGING NOTES

All construction staging is suggested and can be revised upon written approval from the resident engineer two weeks prior to starting work. There will be no adjustment in the traffic control unit price due to the contractor changing the planned construction sequence.

STAGE IIA CONSTRUCTION ACTIVITY

1. Build Widening RT station 223+60 to 229+00
2. Build Golf Course entrance RT
3. Build shoulder RT station 224+30 to 229+00
4. Install SPBGR RT sta 224+75 to 228+00 & traffic barrier terminals
5. Remove temporary pavement LT station 224+90 to 229+50

STAGE IIB CONSTRUCTION ACTIVITY

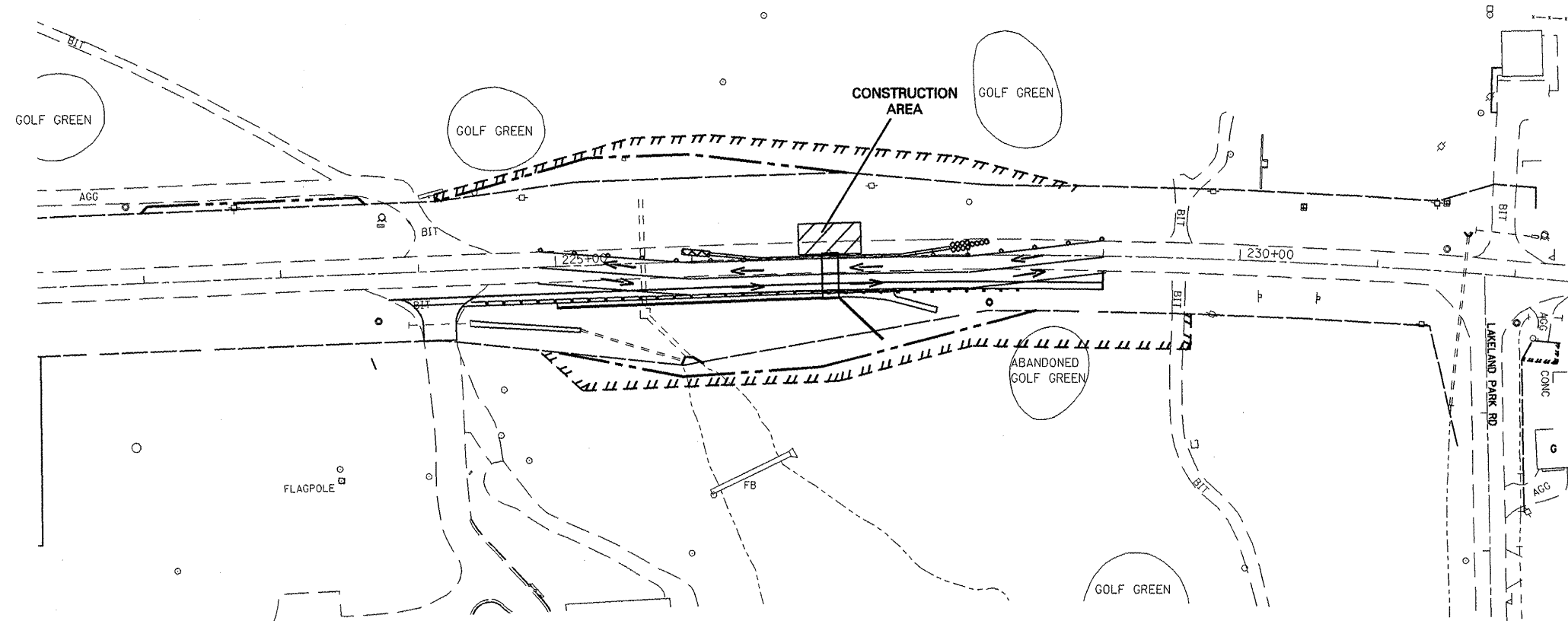
1. Build golf cart tunnel & end section from 3' LT of CL to 56.5' LT of CL
2. Place Class D Type IV 11" Patch over tunnel

STAGE IA TRAFFIC CONTROL


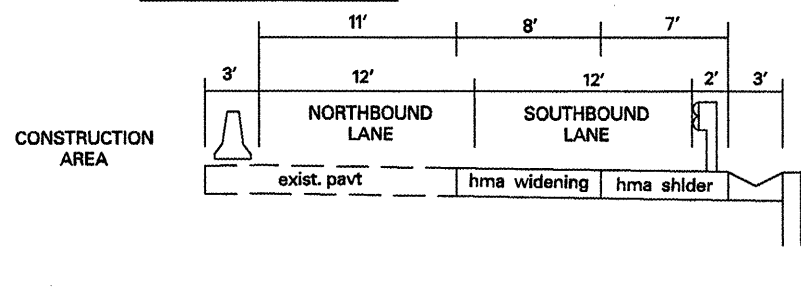
1. TRAFFIC CONTROL AND PROTECTION (SPECIAL), LOCATION 1

STAGE IB TRAFFIC CONTROL

1. Traffic shifts west to proposed pavement
2. TRAFFIC CONTROL AND PROTECTION (SPECIAL), LOCATION 1
3. Temporary impact attenuator types:
 - Northeast - Fully Redirective, Wide, Test Level 3
 - Southeast - Non-Redirective, Narrow, Test Level 3



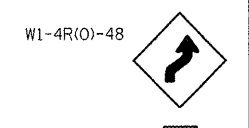
STAGE IIB TYPICAL SECTION



PLOT DATE = 8/10/2009
 FILE NAME = c:\projects\11780000\general\2.dgn
 PLOT SCALE = 1/8"=1'-0"
 USER NAME = hudeborne



400' from start of taper on north end and south end



200' from start of taper on north end (Stage IIB)



200' from start of taper on south end (Stage IIB)

REVISIONS	
NAME	DATE

ILLINOIS DEPARTMENT OF TRANSPORTATION

Retaining Wall and Tunnel Stage II Construction

SCALE: VERT. DATE HORIZ. DATE DRAWN BY CHECKED BY