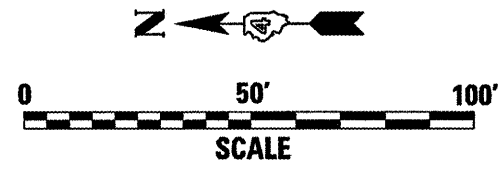
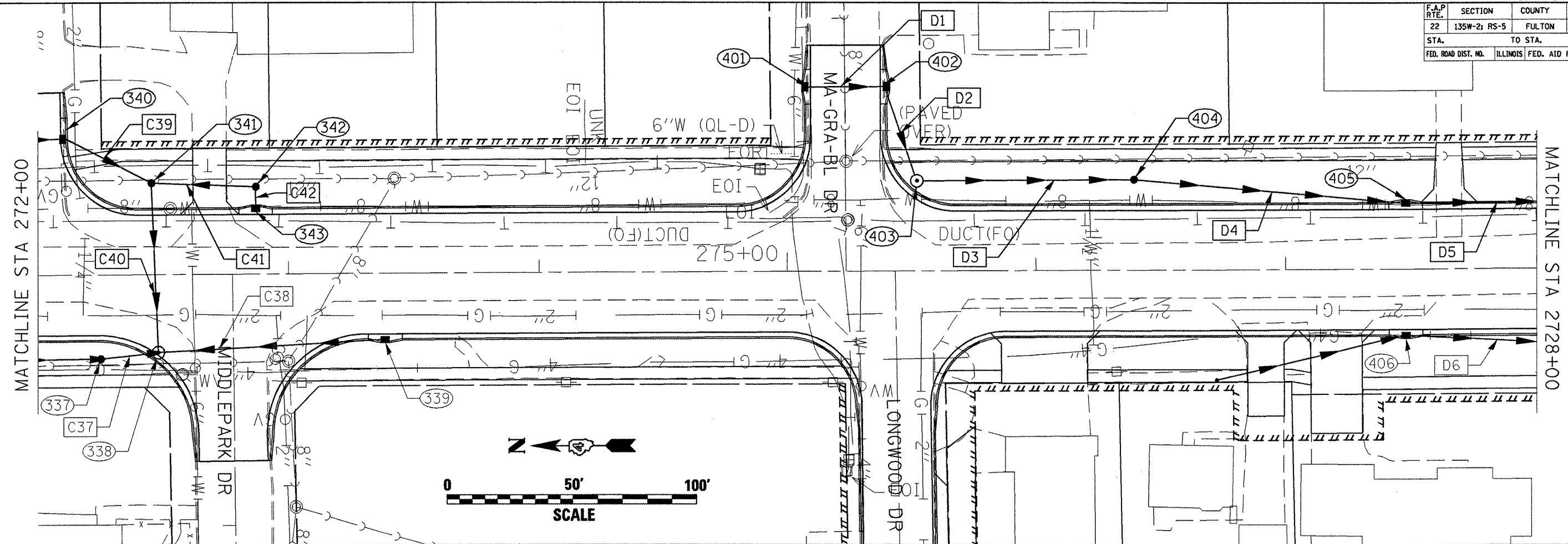


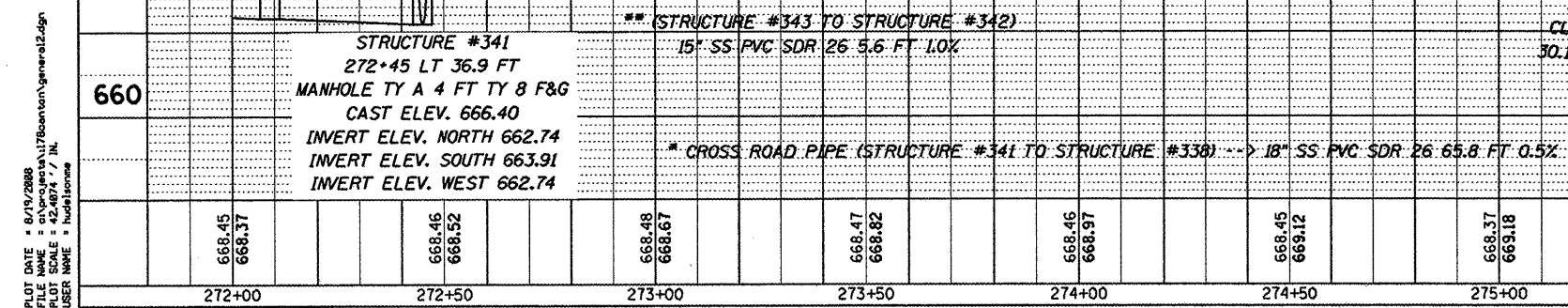
| F.A.P. RTE. | SECTION | COUNTY | TOTAL SHEETS | SHEET NO. |
|---------------------|--------------|---------------------------|--------------|-----------|
| 22 | 135W-2; RS-5 | FULTON | 282 | 85 |
| STA. | | TO STA. | | |
| FED. ROAD DIST. NO. | | ILLINOIS FED. AID PROJECT | | |

| | |
|---------|------|
| PLAN | DATE |
| BY | |
| CHECKED | |
| DATE | |

| | |
|---------|------|
| PROFILE | DATE |
| BY | |
| CHECKED | |
| DATE | |



| | | | | | | | |
|-----|--|---|---|--|---|--|-----|
| 675 | STRUCTURE #342 272+87 LT 34.7 FT TY B INLET TY 8 GRATE CAST ELEV. 666.54 INVERT ELEV. NORTH 664.10 INVERT ELEV. WEST 664.10 | 675 | | | | | |
| 670 | STRUCTURE #340 272+09 LT 57.5 FT G-1 INLET MANHOLE 4 FT CAST ELEV. 667.13 INVERT ELEV. NORTH 662.92 INVERT ELEV. SOUTH 662.92 | STRUCTURE #343 272+87 LT 24.0 FT G-1 INLET SPECIAL CAST ELEV. 668.27 INVERT ELEV. EAST 664.16 | STRUCTURE #402 275+38 LT 73.0 FT G-1 INLET-MANHOLE 4 FT CAST ELEV. 667.13 INVERT ELEV. NORTH 664.05 INVERT ELEV. WEST 664.05 | STRUCTURE #403 275+52 LT 35.7 FT MANHOLE TY A 4 FT TY 1 CLOSED CAST ELEV. 668.65 INVERT ELEV. SOUTH 663.80 INVERT ELEV. EAST 663.80 | STRUCTURE #404 276+39 LT 35.0 FT TY B INLET TY 8 F&G CAST ELEV. 667.12 INVERT ELEV. NORTH 663.38 INVERT ELEV. SOUTH 663.38 | STRUCTURE #405 277+48 LT 24.0 FT G-1 INLET-MANHOLE 4 FT SPECIAL CAST ELEV. 667.89 INVERT ELEV. NORTH 662.85 INVERT ELEV. SOUTH 662.85 | 670 |
| 665 | STRUCTURE #341 272+45 LT 36.9 FT MANHOLE TY A 4 FT TY 8 F&G CAST ELEV. 666.40 INVERT ELEV. NORTH 662.74 INVERT ELEV. SOUTH 663.91 INVERT ELEV. WEST 662.74 | STRUCTURE #401 275+10 LT 73.0 FT G-1 INLET CAST ELEV. 667.22 INVERT ELEV. SOUTH 664.20 | 665 | | | | |
| 660 | STRUCTURE #341 272+45 LT 36.9 FT MANHOLE TY A 4 FT TY 8 F&G CAST ELEV. 666.40 INVERT ELEV. NORTH 662.74 INVERT ELEV. SOUTH 663.91 INVERT ELEV. WEST 662.74 | STRUCTURE #402 TO STRUCTURE #403 15" SS PVC SDR 26 83.5 FT 0.5% | 660 | | | | |



PLOT DATE: 8/15/2008
 FILE NAME: C:\p\proj\177\Bantam\General.dgn
 PLOT SCALE: 1/2" = 10' / IN
 USER NAME: indolisone