

US ROUTE 136  
CLOSED 5 MILES AHEAD  
EAST EDGE OF SAN JOSE R11-3B(6030)

US ROUTE 136  
CLOSED 2 MILES AHEAD  
EAST EDGE OF SAN JOSE R11-3B(6030)

DETOUR  
EAST  
US ROUTE  
136  
M4-8(2412)  
M3-2(2412)  
M1-1100(2430)  
M5-1(L)(2115)

DETOUR  
EAST  
US ROUTE  
136  
M4-8(2412)  
M3-2(2412)  
M1-1100(2430)  
M6-1(L)(2115)

ROAD  
CLOSED  
AHEAD  
W20-3(4848)  
(MOUNTED ON TYPE III  
BARRICADES PLACED  
ON SHOULDERS)

END  
DETOUR  
WEST  
US ROUTE  
136  
M4-6(2412)  
M4-8(2412)  
M3-4(2412)  
M1-1100(2430)

DETOUR  
EAST  
US ROUTE  
136  
M4-8(2412)  
M3-2(2412)  
M1-1100(2430)  
M5-1(L)(2115)

DETOUR  
EAST  
US ROUTE  
136  
M4-8(2412)  
M3-2(2412)  
M1-1100(2430)  
M6-1(R)(2115)

US ROUTE 136  
CLOSED  
EAST EDGE OF SAN JOSE R11-3B(6030)

DETOUR  
WEST  
US ROUTE  
136  
M4-8(2412)  
M3-4(2412)  
M1-1100(2430)  
M6-1(L)(2115)

DETOUR  
WEST  
US ROUTE  
136  
M4-8(2412)  
M3-2(2412)  
M1-1100(2430)  
M5-1(L)(2115)

DETOUR  
WEST  
US ROUTE  
136  
M4-8(2412)  
M3-4(2412)  
M1-1100(2430)  
M6-3(2115)

DETOUR  
EAST  
US ROUTE  
136  
M4-8(2412)  
M3-2(2412)  
M1-1100(2430)  
M6-3(2115)

DETOUR  
WEST  
US ROUTE  
136  
M4-8(2412)  
M3-4(2412)  
M1-1100(2430)  
M5-2(R)(2115)

DETOUR  
WEST  
US ROUTE  
136  
M4-8(2412)  
M3-4(2412)  
M1-1100(2430)  
M6-2(R)(2115)

DETOUR  
WEST  
US ROUTE  
136  
M4-8(2412)  
M3-4(2412)  
M1-1100(2430)  
M6-1(R)(2115)

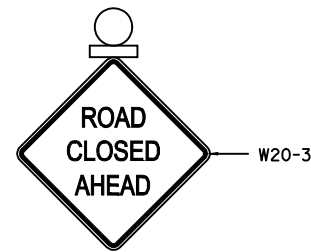
DETOUR  
WEST  
US ROUTE  
136  
M4-8(2412)  
M3-4(2412)  
M1-1100(2430)  
M5-1(R)(2115)

US ROUTE 136  
CLOSED 8 MILES AHEAD  
EAST EDGE OF SAN JOSE R11-3B(6030)

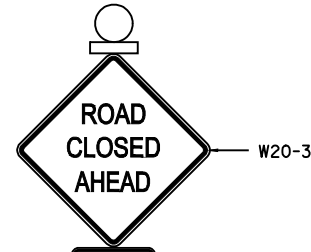
DETOUR  
EAST  
US ROUTE  
136  
M4-8(2412)  
M3-2(2412)  
M1-1100(2430)  
M5-2(R)(2115)

DETOUR  
EAST  
US ROUTE  
136  
M4-8(2412)  
M3-2(2412)  
M1-1100(2430)  
M6-2(R)(2115)

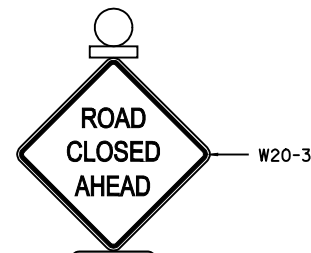
END  
DETOUR  
EAST  
US ROUTE  
136  
M4-6(2412)  
M4-8(2412)  
M3-2(2412)  
M1-1100(2430)



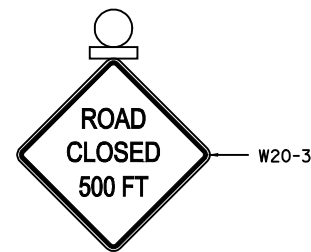
SIGN C  
WITH FLASHING LIGHT



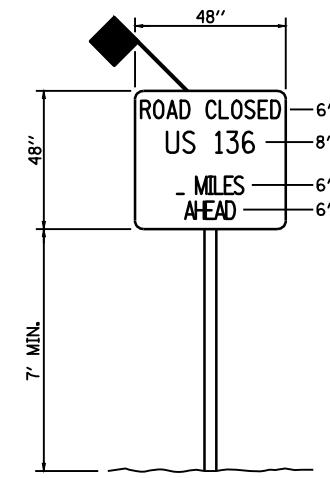
SIGN D  
WITH FLASHING LIGHT



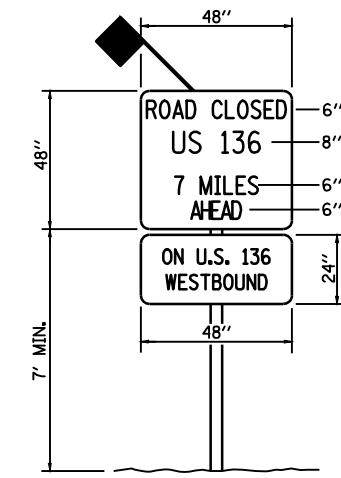
SIGN E  
WITH FLASHING LIGHT



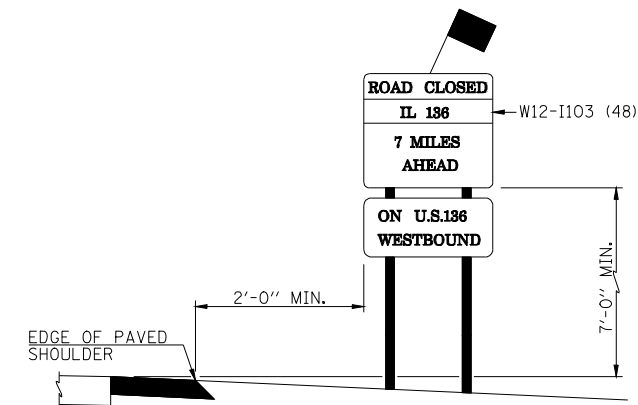
SIGN F  
WITH FLASHING LIGHT



SIGN A  
(ROAD CLOSED SIGN)  
(TO BE PLACED  
ON US 136)



SIGN B  
(ROAD CLOSED SIGN)  
(TO BE PLACED  
ON I-155)



SIGN B PLACEMENT

NOTE: AT ALL LOCATIONS FOR SIGN B, TWO SIGNS WILL BE PLACED, ONE ON EACH SIDE OF THE INTERSTATE/ROADWAY.