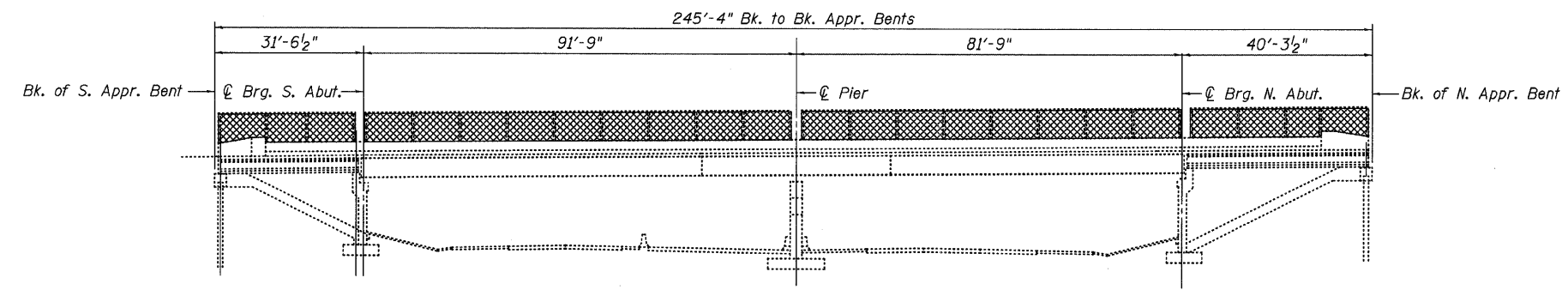


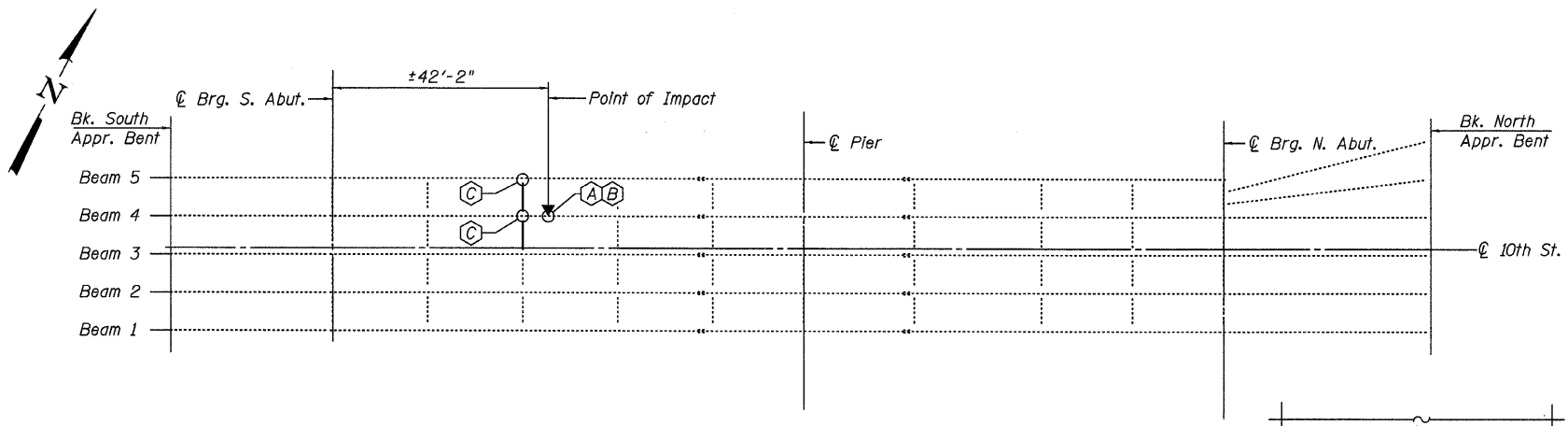
STATE OF ILLINOIS
DEPARTMENT OF TRANSPORTATION

ROUTE NO.	SECTION	COUNTY	SHEETS	SHEET NO.
F.A.I.	-	ST. CLAIR	7	5
FED. ROAD DIST. NO. 7	ILLINOIS	FED. AID PROJECT-		

SHEET NO. 1
3 SHEETS

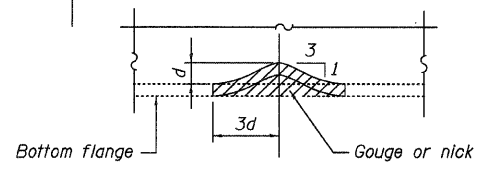


ELEVATION
(Looking West)

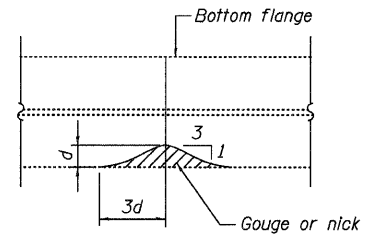


FRAMING PLAN

- Impact Line →
- (A) Heat straighten damaged beam.
 - (B) Strengthen bottom flange and web.
 - (C) Cross-frame connection replacement.



ELEVATION



PLAN

GRINDING DETAIL


Grind existing nicks, gouges and shallow cracks in the damaged beam as detailed prior to initiating any beam heat straightening operations. All final striations due to grinding shall be parallel to the longitudinal axis of the member with no individual grinding marks more than 1/64" below finished surface. See Special Provisions. Ground surfaces shall be inspected for cracks using magnetic particle testing prior to initiating any beam heat straightening operations. Any cracks that cannot be removed by grinding approximately 1/4" deep shall be identified and reported to the Bureau of Bridges and Structures for further disposition. After heat straightening, all ground surfaces which will not be in contact with new repair plates shall be spot cleaned and painted with aluminum epoxy mastic primer followed by a finish coat to match the color of the existing beam. Cost of grinding, testing and spot painting included with "Beam Heat Straightening".

GENERAL NOTES

All structural steel shall be AASHTO M 270 Grade 36, unless otherwise noted. Fasteners shall be AASHTO M164 Type 1, mechanically galvanized bolts. Bolts 3/4" φ, holes 13/16" φ, unless otherwise noted. Plan dimensions and details relative to existing plans are subject to routine variations. The Contractor shall field verify existing dimensions and details affecting new construction and make necessary approved adjustments prior to construction or ordering of materials. Such variations shall not be cause for additional compensation for a change in scope of the work, however, the Contractor will be paid for the quantity actually furnished based upon the unit price bid for the work. Cost of removal and/or re-installation of all members necessary to complete the work as detailed on the plans and as specified in the Special Provisions shall be included in the cost of "Structural Steel Repair". The Organic Zinc Rich Primer / Epoxy / Urethane Paint System shall be used for painting of new structural steel except where otherwise noted. The entire system shall be shop applied, with the exception that masked off connection surfaces, field installed fasteners and damaged areas shall be touched up in the field. The color of the final finish coat for all steel surfaces shall be Interstate Green, Munsell No. 7.5G 4/B. See Special Provision for "Cleaning and Painting New Metal Structures". Existing structural steel that will be in contact with new structural steel shall be cleaned and painted prior to erection as required by the Special Provision "Cleaning and Painting Contact Surface Areas of Existing Steel Structures". Oil and all loose paint shall be removed from the damaged beam in the area of impact and areas of heating before the beam is straightened. Cost included with "Beam Heat Straightening". Traffic shall be maintained at least one beam spacing away from damaged beams during the heat straightening process. The strengthening plates shall conform to the Supplemental Requirements for Notch Toughness Zone 2. The existing structural steel coating contains lead. The Contractor shall take appropriate precautions to deal with the presence of lead on this project.

TOTAL BILL OF MATERIAL

ITEM	UNIT	QUANTITY
Beam Heat Straightening	L.S.	1
Structural Steel Repair	Pound	1,570



GENERAL PLAN AND ELEVATION
10th STREET OVER I-64
ST. CLAIR CO.
S.N. 082-0150

DESIGNED	S.D.S.
CHECKED	C.W.C.
DRAWN	D.L.H.
CHECKED	S.D.S.

WHKS & CO.

ENGINEERS PLANNERS LAND SURVEYORS

MASON CITY, IOWA DUBUQUE, IOWA AMES, IOWA
E. DUBUQUE, ILLINOIS SPRINGFIELD, ILLINOIS ROCHESTER, MINNESOTA

Operator: dheberling Date: 9/9/2008 Filename: L:\jobs\DOT BBS\6727 BBS Various Structures\Drawings\Structure\082-0150.dgn