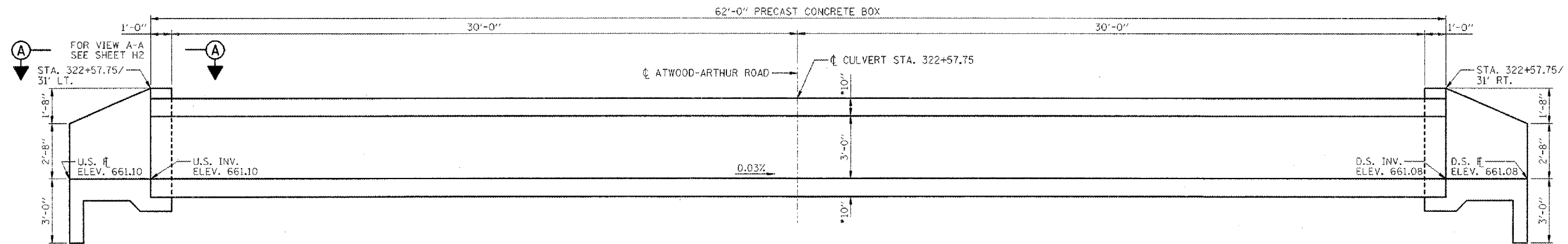


F.A.P. RTE.	SECTION	COUNTY	TOTAL SHEETS	SHEET NO.
816	6RS-1 & 6BR/BR	DOUGLAS	176	91
STA.		TO STA.		
FED. ROAD DIST. NO.	ILLINOIS	FED. AID PROJECT		
CONTRACT NO. 90711		SHEET NO. H1		
OF 3 SHEETS				



LONGITUDINAL SECTION
(LOOKING NORTH)

* CONFIRM SLAB THICKNESS WITH PRECASTER

GENERAL NOTES:

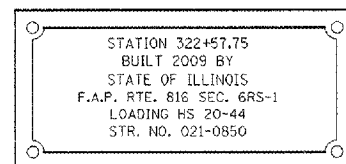
- CAST-IN-PLACE CONCRETE EXPOSED EDGES SHALL BE BEVELED 3/4 IN.
- CLASS S1 CONCRETE SHALL BE USED THROUGHOUT (CONCRETE STRENGTH, f'c=3500 psi @ 28 DAYS).
- REINFORCEMENT BARS SHALL CONFORM TO THE REQUIREMENTS OF ASTM A 706 Gr 60 (IL MODIFIED). SEE SPECIAL PROVISIONS.
- REINFORCEMENT BARS DENOTED (E) SHALL BE EPOXY COATED.
- IT SHALL BE THE RESPONSIBILITY OF THE CONTRACTOR TO DIVERT THE STREAM FLOW DURING CONSTRUCTION IN ORDER TO KEEP THE CONSTRUCTION AREAS FREE OF WATER. THE METHOD OF WATER DIVERSION SHALL BE SUBJECT TO THE APPROVAL OF THE ENGINEER AND THE COST SHALL BE INCLUDED WITH THE COST OF "PRECAST CONCRETE BOX CULVERTS, 10'x3' (M273)".
- SEE SHEET H3 FOR BORING DATA.
- STRUCTURAL SEAL IS FOR CAST-IN-PLACE PORTION OF STRUCTURE ONLY.
- THE PRECAST CONCRETE CULVERT SECTIONS SHALL BE DESIGNED AND MANUFACTURED IN ACCORDANCE WITH AASHTO M273 (ASTM C850).
- FOR BACKFILLING AND EMBANKMENT, SEE STANDARD SPECIFICATIONS.
- END OF PRECAST SECTION SHALL NOT HAVE A BELL OR SPIGOT.
- THE APRON END SECTIONS SHOWN SHALL BE CAST-IN-PLACE.
- CONTRACTOR TO CONFIRM ALL PRECAST CULVERT DIMENSIONS WITH THE SUPPLIER BEFORE STARTING CONSTRUCTION.
- THE BILL OF MATERIAL SHOWN IS FOR INFORMATION ONLY. END SECTIONS WILL BE PAID FOR AS "BOX CULVERT END SECTIONS" PER EACH, SEE SCHEDULE OF QUANTITY SHEETS.

BILL OF MATERIAL

(NOTE: FOR 2 END SECTIONS)

BAR	NO.	SIZE	LENGTH	SHAPE
d30	42	#5	3'-6"	—
b30	6	#5	35'-10"	—
b31	6	#5	21'-0"	—
b32	6	#5	14'-6"	—
d30	42	#5	5'-11"	—
h30	4	#5	13'-4"	—
h31	16	#5	5'-8"	—
u30	8	#5	19'-4"	—
u31	24	#5	1'-4"	—
v30(E)	12	#5	12'-4"	—
ITEM	UNIT	QUANTITY		
CONCRETE BOX CULVERTS	CU YD	11.3		
REINFORCEMENT BARS	POUND	1200		
REINFORCEMENT BARS, EPOXY COATED	POUND	150		
NAME PLATES	EACH	1		

* FOR 2 END SECTIONS

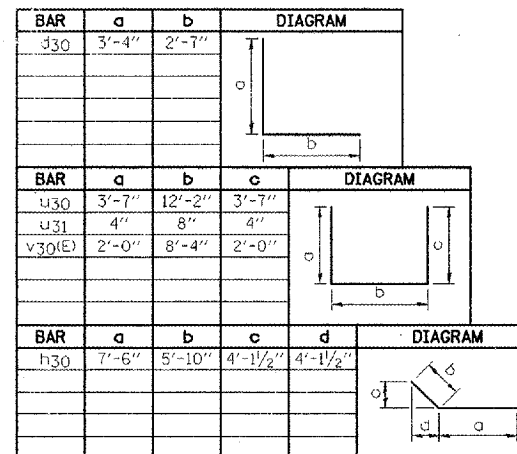


NAME PLATE

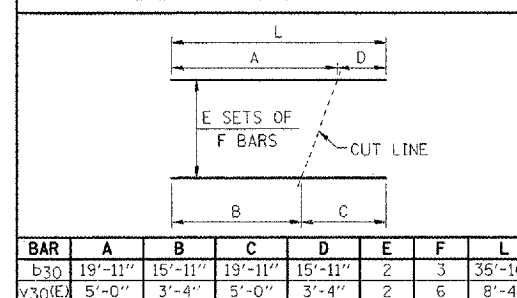
* See Highway Standard 515001-02 for dimensions and placement.

* Name Plate will be paid for at the contract unit price per "EACH" for "NAME PLATES".

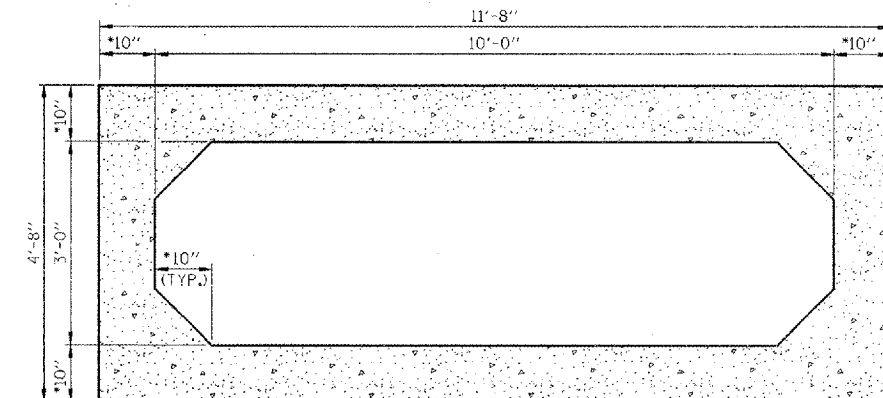
BAR BENDING DIAGRAMS



BAR CUTTING DIAGRAMS



* CUT LENGTH OF v30(E) BARS DOES NOT INCLUDE THE 2'-0" BENT LEGS.



SECTION THRU BARREL

* CONFIRM SLAB & WALL THICKNESS WITH PRECASTER



Mark S. Wylie Date 8/15/08
MARK S. WYLIE
ILLINOIS STRUCTURAL ENGINEER
NO. 081-005002
Exp. Date 11/30/08

NOTE:

WORK THIS SHEET WITH SHEET H2.

REVISIONS	
NAME	DATE

ILLINOIS DEPARTMENT OF TRANSPORTATION
CULVERT #8 REPLACEMENT
(STA. 322+57.75)
FAP ROUTE 816
ATWOOD-ARTHUR RD
SECTION 6RS-1 & (6BR)BR
DOUGLAS COUNTY

PR. STR. 021-8050
DATE: 11/24/03

DRAWN BY: DJM
CHECKED BY: MSW