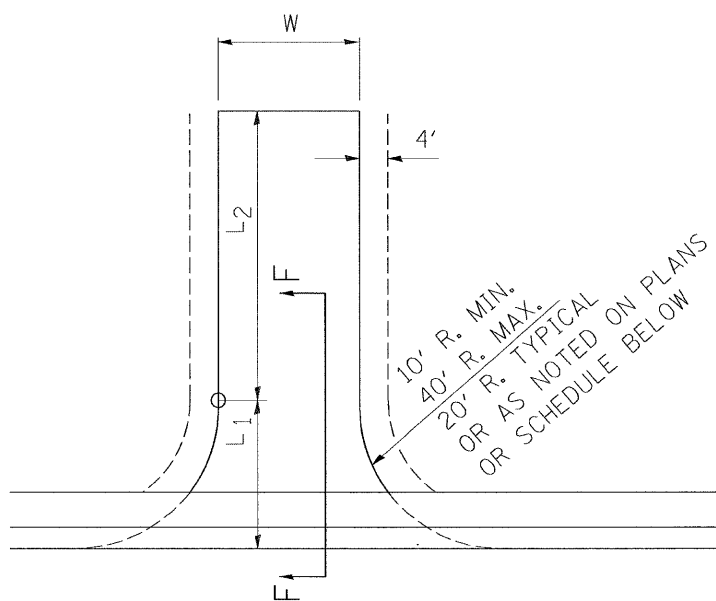
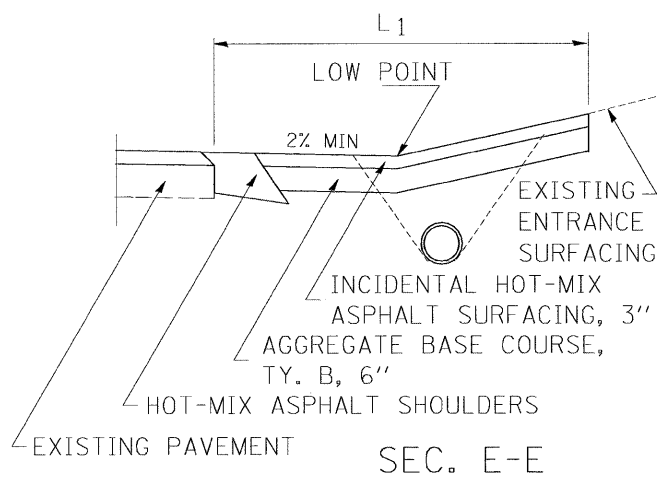
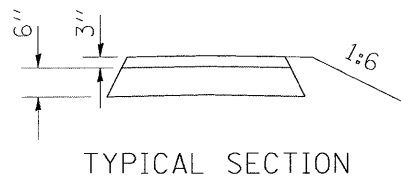
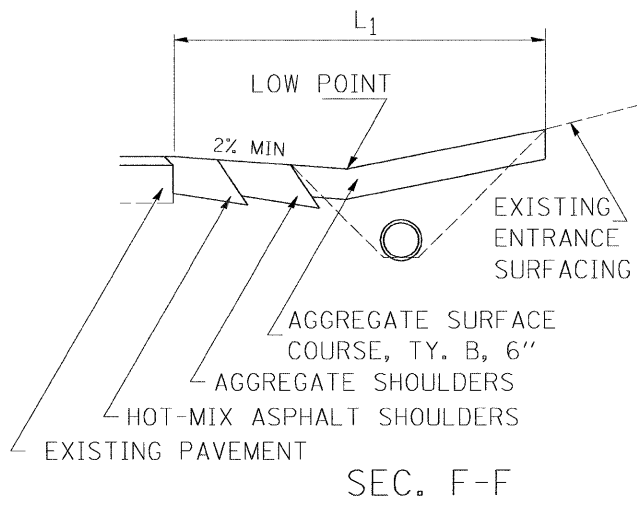
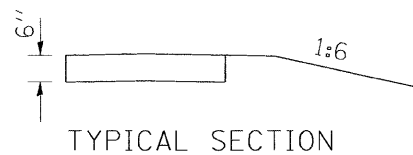


PRIVATE ENTRANCE  
(HOT-MIX ASPHALT)



FIELD ENTRANCE  
(AGGREGATE)



NOTES

L<sub>1</sub> = DISTANCE FROM EDGE OF PAVEMENT TO RADIUS POINT OR MAXIMUM DISTANCE OF 30'.  
L<sub>2</sub> = DISTANCE FROM RADIUS POINT OR MAXIMUM DISTANCE OF 30' FROM EDGE OF PAVEMENT TO R.O.W. LINE  
MATERIAL USED TO CONSTRUCT L<sub>2</sub> LENGTH SHALL BE THE SAME TYPE OF MATERIAL AS THE EXISTING ENTRANCE

THE THICKNESS OF THE HOT-MIX ASPHALT SHOULDERS THROUGH COMMERCIAL ENTRANCES (HOT-MIX ASPHALT) AND PUBLIC ROADS SHALL BE 10". THE COST OF THE EXTRA THICKNESS SHALL BE INCLUDED WITH THE HOT-MIX ASPHALT SHOULDERS PAY ITEM.

THE COST OF THE BITUMINOUS MATERIALS AND AGGREGATE (PRIME COAT) FOR ENTRANCES AND PUBLIC ROAD APPROACHES SHALL BE INCLUDED IN THE PAY ITEM INCIDENTAL HOT-MIX ASPHALT SURFACING.

HOT-MIX ASPHALT SHOULDERS SHALL NOT BE CONSTRUCTED THROUGH PCC ENTRANCE OR PUBLIC ROAD APPROACH.

FE=FIELD ENTRANCE      PRA - PUBLIC ROAD APPROACH  
PE=PRIVATE ENTRANCE    MBT - MAILBOX TURNOUT  
CE=COMMERCIAL ENTRANCE

FILE NAME =	USER NAME = *USER*	DESIGNED -	REVISED -
P:\06e1711 5\Design\Plans\xx-0794770 sht	details.dgn	DRAWN -	REVISED -
	PLOT SCALE = 52.0455' / IN.	CHECKED -	REVISED -
	PLOT DATE = 8/26/2008	DATE -	REVISED -

STATE OF ILLINOIS  
DEPARTMENT OF TRANSPORTATION

ROADWAY ENTRANCE DETAILS

SCALE: SHEET NO. OF SHEETS STA. TO STA.

F.A.P. RTE.	SECTION	COUNTY	TOTAL SHEETS	SHEET NO.
322	24BR-1	FAYETTE	57	18
FED. ROAD DIST. NO. ILLINOIS FED. AID PROJECT			CONTRACT NO. 94770	