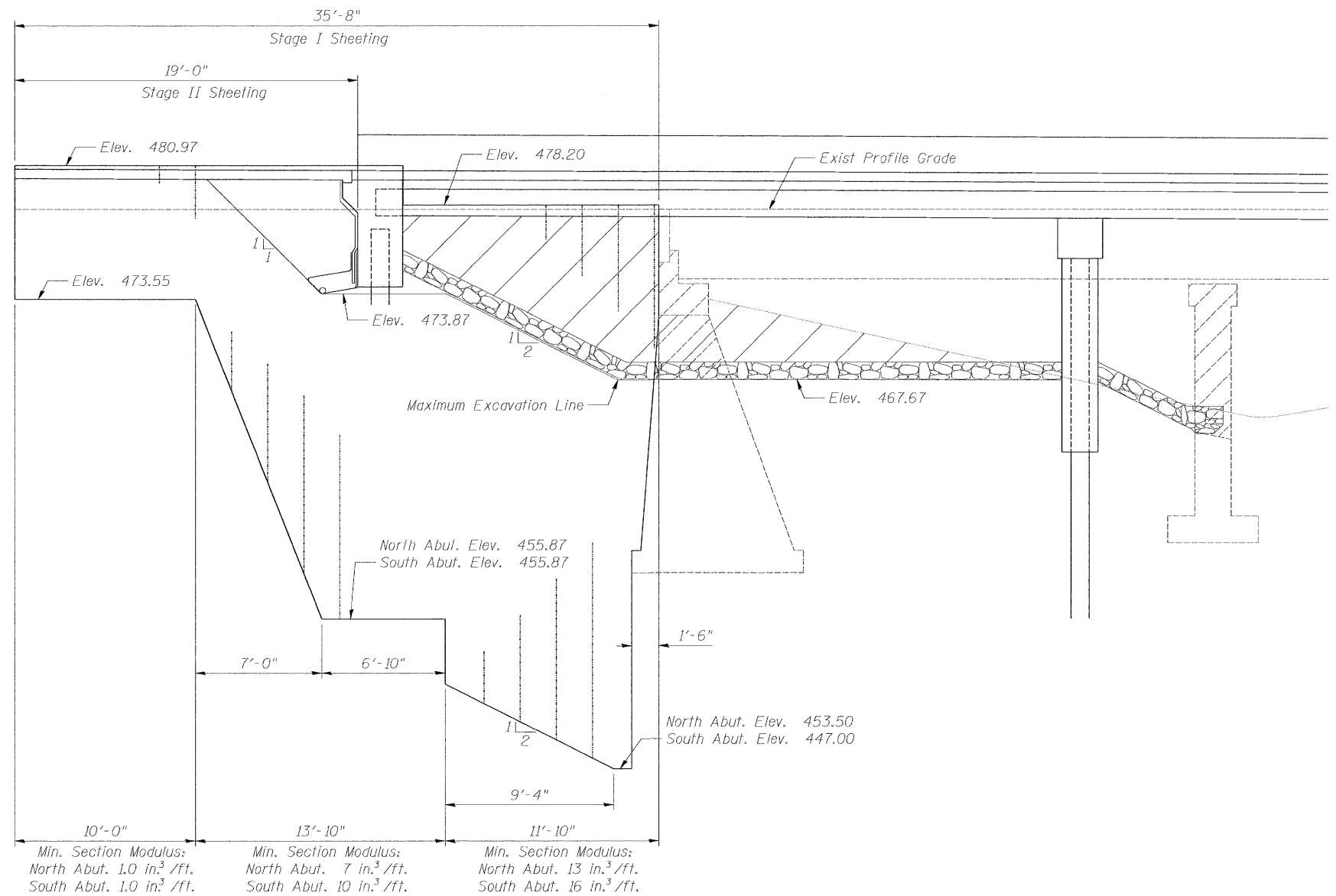
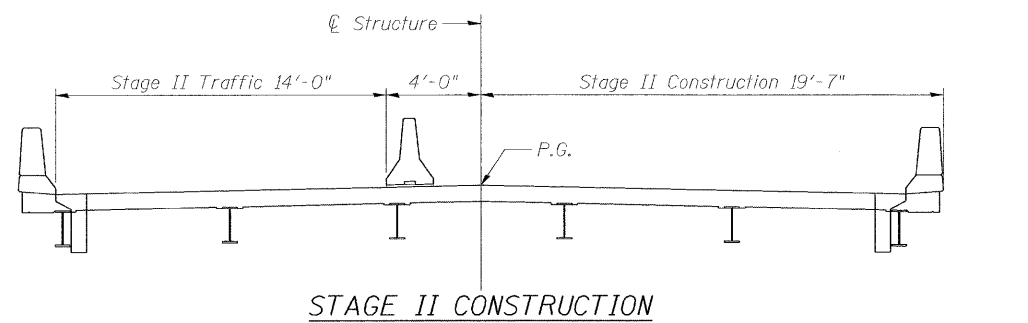
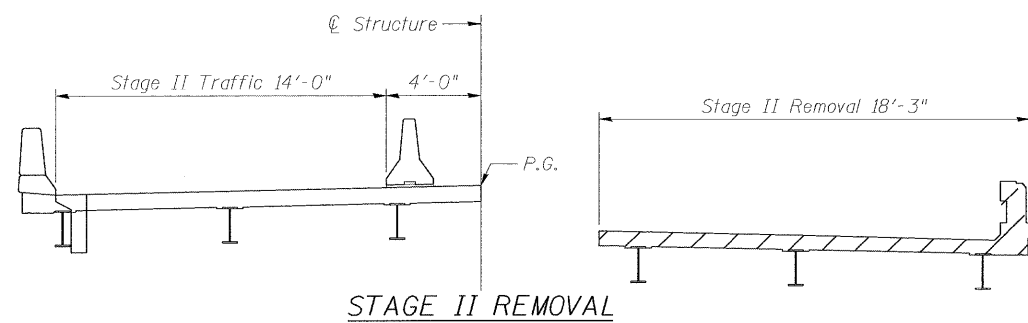
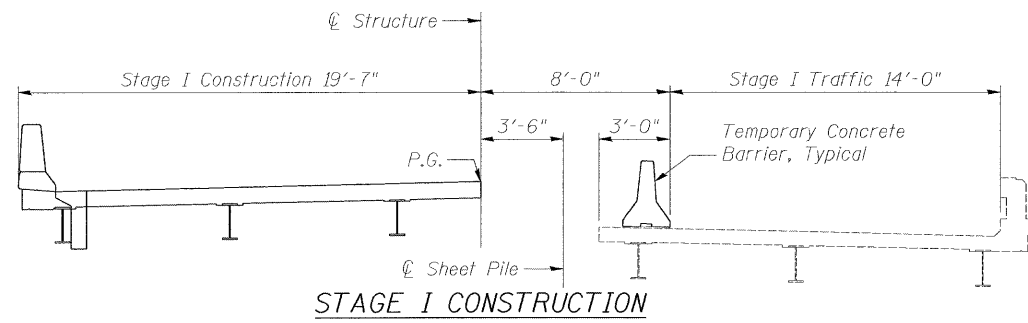
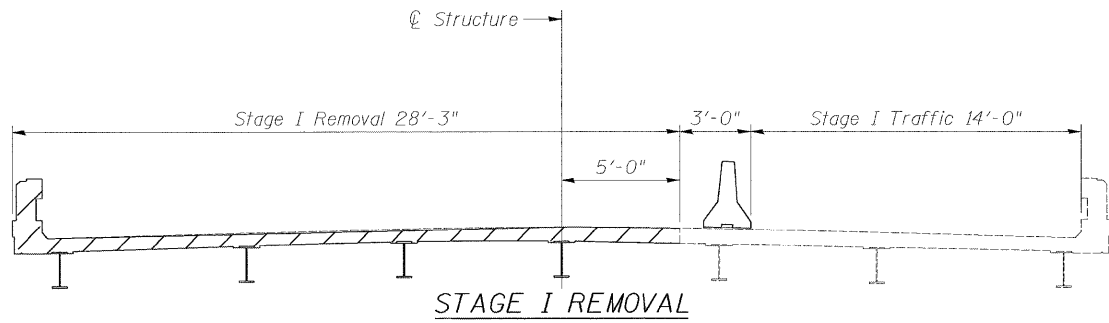


STATE OF ILLINOIS  
DEPARTMENT OF TRANSPORTATION

ROUTE NO.	SECTION	COUNTY	TOTAL SHEETS	SHEET NO.	SHEET NO.
FAP 322	24BR-1	FAYETTE	57	23	22 SHEETS
FED. ROAD DIST. NO. 7	ILLINOIS	FED. AID PROJECT			

Contract # 94770



**SHEET PILING ELEVATION**  
(North Abut. shown: South Abut. similar)

Notes:

1. Hatched areas indicate removal.
2. All staging sections are looking South.
3. For quantity of Temporary Concrete Barrier, see roadway plans.
4. For details of Temporary Concrete Barrier see Sheet 5 of 22.

Notes:

1. Minimum section modulus of temporary sheet piling shall be as shown in the Elevation View of this sheet.
2. If the contractor chooses to alter the temporary cantilevered sheet pile design requirements shown on the plans for lesser design requirements, the full design calculations with the required seals shall be submitted to the Department for review and approval.
3. The contractor shall connect the first sheet to the existing abutment wall to ensure stability of the sheets driven to the top of the footing. This connection shall be reviewed and accepted by the Engineer and included in the cost for Temporary Sheet Piling.

**BENTON & ASSOCIATES, INC.**

DESIGNED	MBH
CHECKED	NRF
DRAWN	MBH
CHECKED	NRF

**STAGED CONSTRUCTION**  
**US 51 / RICHLAND CREEK**  
**F.A.P. RT. 322**  
**FAYETTE COUNTY**  
**SN. 026-0104**