

**PLAN**

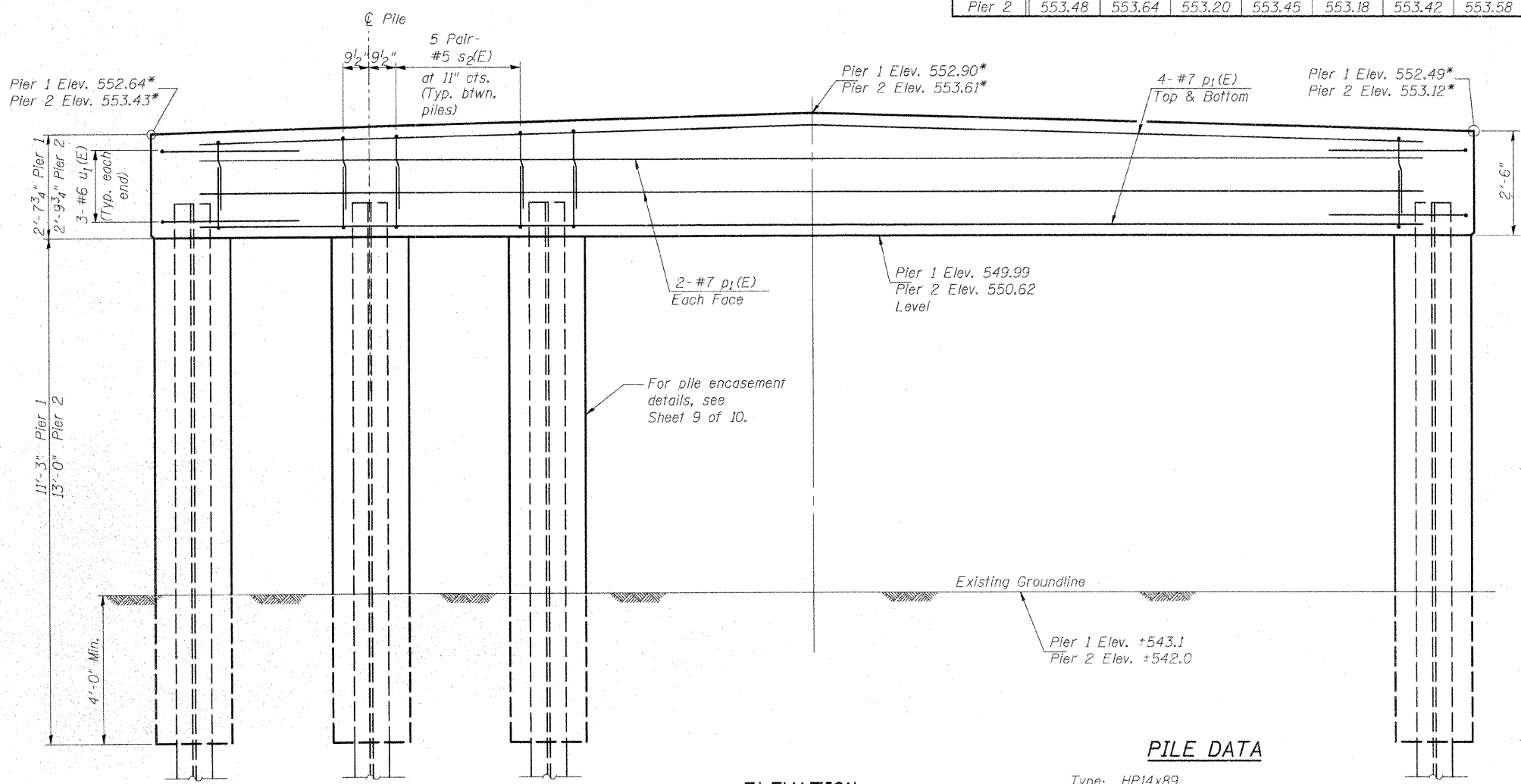
**MIN. BAR LAP**  
#5 - 1'-8"

**BILL OF MATERIAL FOR TWO PIERS**

Bar	No.	Size	Length	Shape	
p <sub>1</sub> (E)	24	#7	36'-4"	—	
s <sub>2</sub> (E)	140	#5	7'-0"	□	
u <sub>1</sub> (E)	12	#6	9'-11"	⊔	
Reinforcement Bars, Epoxy Coated				Pound	2980
Concrete Structures				Cu. Yd.	24
Concrete Encasement				Cu. Yd.	35.3
Furnishing Steel Pile, HP14x89				Foot	952
Driving Piles				Foot	952
Test Pile, Steel HP 14x89				Each	2

**TABLE OF ELEVATIONS**

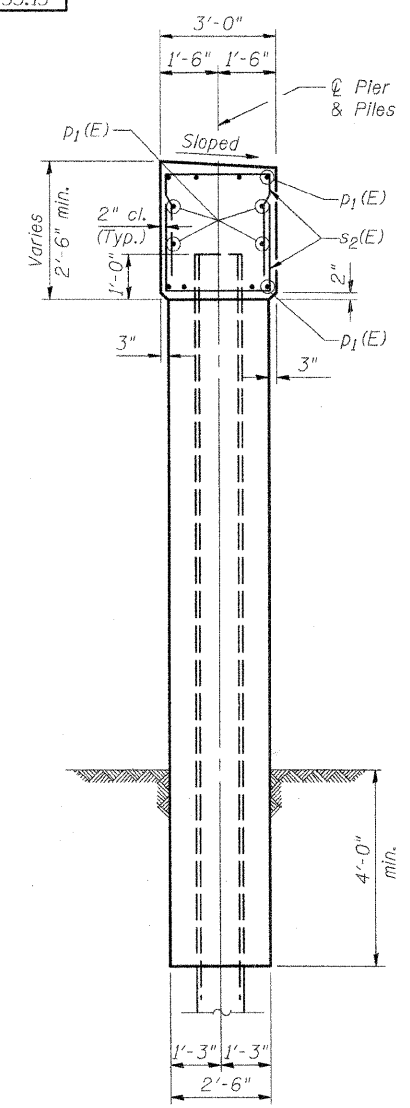
	Pt. A	Pt. B	Pt. C	Pt. D	Pt. E	Pt. F	Pt. G	Pt. H
Pier 1	552.68	552.91	552.55	552.67	552.54	552.65	552.89	552.53
Pier 2	553.48	553.64	553.20	553.45	553.18	553.42	553.58	553.15



**ELEVATION**  
(Looking East)  
\*At  $\phi$  of Pier

**PILE DATA**

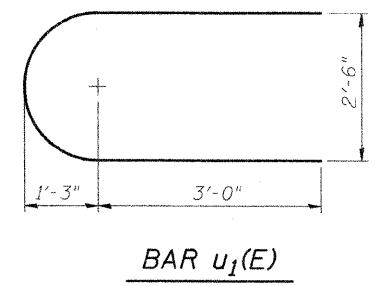
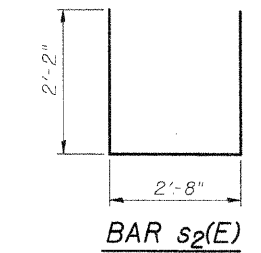
Type: HP14x89  
Nominal Required Bearing: 450K  
Allowable Resistance Available: 140K  
Est. Length: 70 ft. Pier 1, 66 ft. Pier 2  
No. Production Piles: 14 (7 at each pier)  
No. Test Piles: 2 (One at each Pier)  
Min. Tip Elev. 505.00



**SECTION THRU PIER**  
(Looking South)

**NOTES:**

See Sheet 9 of 10 for Pile Details.  
Space cap reinforcement to miss Dowel Rods.



**PILE BENT PIER DETAILS**  
F.A.S. 662 (TR 6) EMBARRAS RIVER OVERFLOW STRUCTURE  
CUMBERLAND COUNTY  
SECTION 01-00061-00-BR  
STA. 477+62  
STRUCTURE NUMBER 018-3194  
PROFESSIONAL DESIGN FIRM LICENSE #184-001084

© Copyright Hanson Professional Services Inc. 2008

**HANSON**  
Hanson Professional Services Inc.

JOB NO. 01S2021B  
DATE 02/04/08

04/01/2008 02:45 PM  
I:\01\662\01S2021\Drawings\Struct\overFlow\_2008-01-31S-008-PIER.dwg

LAYOUT	MM	11/16/07
DRAWN	MCM	01/30/08
REVIEWED	MM	01/30/08