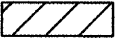
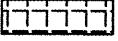








- LEGEND**
-  PHASE 1 CONSTRUCTION (EQUIPMENT HEIGHT 25')
  -  PHASE 1 EXPEDITED CONSTRUCTION AREA (EQUIPMENT HEIGHT 25')
  -  CONTRACTOR'S ACCESS/HAUL ROAD
  -  CLOSED RUNWAY MARKER/EXPEDITED CONSTRUCTION (SEE DETAIL)
  -  TYPE 2 BARRICADES WITH STEADY BURN RED LIGHTS AND CONSTRUCTION FENCING
  -  AIRCRAFT MOVEMENT OPERATIONS
  -  AOA AIR OPERATIONS AREA (A.O.A.)
  -  CONSTRUCTION LIMITS

WH007



Whiteside County **AIRPORT**  
JOSEPH H. BITTORF FIELD

Whiteside County  
**Airport**

Sterling / Rock Falls,  
Illinois

Whiteside County  
**Airport**

AIP: 3-17-0098-B14  
SQI-3830

REHABILITATE  
TAXIWAY EDGE  
LIGHTS (PARALLEL  
/ CONNECTING  
TAXIWAYS A AND E  
EAST OF RUNWAY  
18/36)

Revisions

No.	Date	Description

0 1  
THIS BAR IS EQUAL TO 1"  
AT FULL SCALE (17 X 11).

DESIGN BY: CMT-RFD  
DRAWN BY: CMT-RFD  
CHECKED BY: CMT-RFD  
APPROVED BY: JGP  
DATE: 7.25.2008  
JOB No: 08292-04-00

**CONSTRUCTION  
PHASING STAGE  
1  
(CPS1)**

05

SHEET 05 OF 15 SHEETS

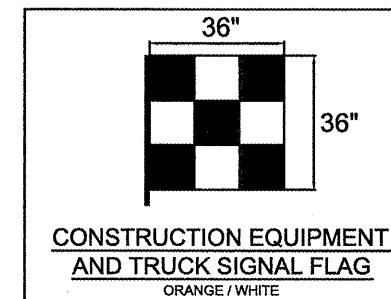
**CONSTRUCTION PHASING STAGE 1 - NOTES:**

1. CONTRACTOR SHALL PROVIDE RESIDENT ENGINEER WITH APPROVED PROGRESS SCHEDULE SHOWING START/ STOP DATES OF ALL PHASES. APPROVED PROGRESS SCHEDULE SHALL BE SUBMITTED 3 WORKING DAYS PRIOR TO START OF CONSTRUCTION.
2. PHASE 1 CONSTRUCTION ACTIVITIES SHALL TAKE PLACE BETWEEN THE HOURS OF OPERATION SUBMITTED BY THE CONTRACTOR AND APPROVED BY THE AIRPORT MANAGER AND RESIDENT ENGINEER.
3. PHASE 1 CONSTRUCTION SHALL BE COMPLETED PRIOR TO THE START OF PHASE 2.
4. PHASE 1 EXPEDITED WORK AREA DESCRIPTION. AN APPROVED PHASE 1 EXPEDITED WORK AREA SCHEDULE SHALL BE SUBMITTED TO THE AIRPORT MANAGER AND RESIDENT ENGINEER 48 HOURS PRIOR TO THE START OF SAID CONSTRUCTION. DURING PHASE 1 EXPEDITED WORK THE CONTRACTOR SHALL PLACE RUNWAY CLOSURE MARKERS AND TYPE 2 BARRICADES WHEN WORK IS PERFORMED WITHIN THE A.O.A. SIMULTANEOUS RUNWAY CLOSURES WILL NOT BE PERMITTED, DAYTIME CLOSURES ONLY. ACCESS TO THE ADJACENT PAVEMENT SHALL BE MADE AVAILABLE AT ALL TIMES TO AIRCRAFT AND AIRPORT PERSONNEL. THE AREA SHALL BE KEPT FREE OF DUST AND DEBRIS AT ALL TIMES DURING CONSTRUCTION. COST OF THE EXPEDITED CONSTRUCTION SHALL BE CONSIDERED INCIDENTAL TO THE ASSOCIATED PAY ITEMS.

**PROJECT GENERAL NOTES (CONTD. FROM SHT. CPP1)  
(APPLY TO ALL STAGES):**

**15. UNATTENDED CONSTRUCTION ACCESS**  
THE OWNER WILL ASSESS THE CONTRACTOR A \$1,000.00 FINE FOR CLOSING AND/OR LOCKING EACH UNATTENDED ACCESS DOOR, GATE OR FENCE WHICH HAS BEEN IDENTIFIED AS A CONTRACTOR RESPONSIBILITY. AN ACCESS DOOR, GATE OR FENCE IS DEFINED AS "UNATTENDED" ANY TIME IT IS OPEN, UNLOCKED OR OTHERWISE RENDERED INEFFECTIVE IN PROVIDING SECURITY AND CONTRACTOR PERSONNEL ARE NOT PHYSICALLY IN A POSITION TO DETECT AND PREVENT UNAUTHORIZED ENTRY THROUGH IT. IN THE EVENT AIRPORT PERSONNEL ARE UNABLE TO SECURE AN UNATTENDED ACCESS DOOR, GATE OR FENCE, AIRPORT SECURITY PERSONNEL WILL BE POSTED AND CONTRACTORS WILL BE NOTIFIED. CONTRACTORS WILL BE CHARGED THE COST OF PROVIDING SECURITY PERSONNEL UNTIL THE AREA IS AGAIN SECURE.

**16. UNAUTHORIZED ACCESS TO AIRFIELD**  
THE CONTRACTOR SHALL RESTRICT ALL ACTIVITIES TO THE CONSTRUCTION AREA DETAILED IN THE PHASING PLAN. ANY UNAUTHORIZED MOVEMENTS, PEDESTRIAN OR VEHICULAR, BEYOND THE CONSTRUCTION LIMITS SHOWN SHALL BE CONSIDERED AN AIRFIELD INCURSION. AIRFIELD INCURSIONS, AT THE DISCRETION OF THE AIRPORT MANAGER, MAY BE FINED \$10,000.00 PER INCIDENT. INCURSION FINES WILL BE ASSESSED IMMEDIATELY AND TAKEN FROM MONIES DUE THE CONTRACTOR ON THE NEXT CONSTRUCTION PAYMENT.



- ① Lat. 41 44 31.62; Long. 89 40 48.67; Grd. El. 641.0; Equip. Ht. 25'; **Top El. 666.0**
- ② Lat. 41 44 36.27; Long. 89 40 18.07; Grd. El. 646.0; Equip. Ht. 25'; **Top El. 671.0**
- ③ Lat. 41 44 44.99; Long. 89 39 45.81; Grd. El. 646.1; Equip. Ht. 25'; **Top El. 671.1**

**CONSTR. PHASING STAGE 1**