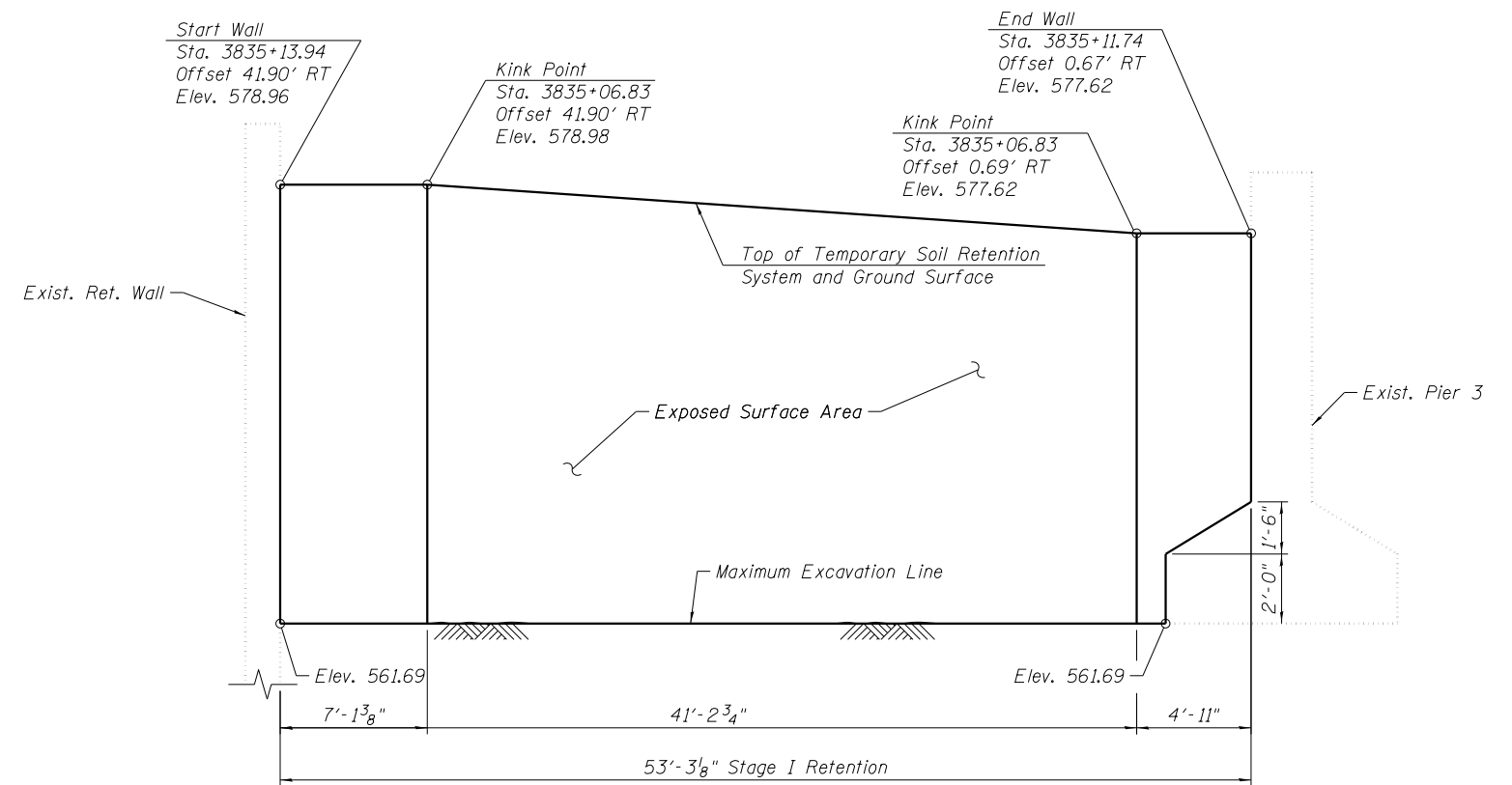
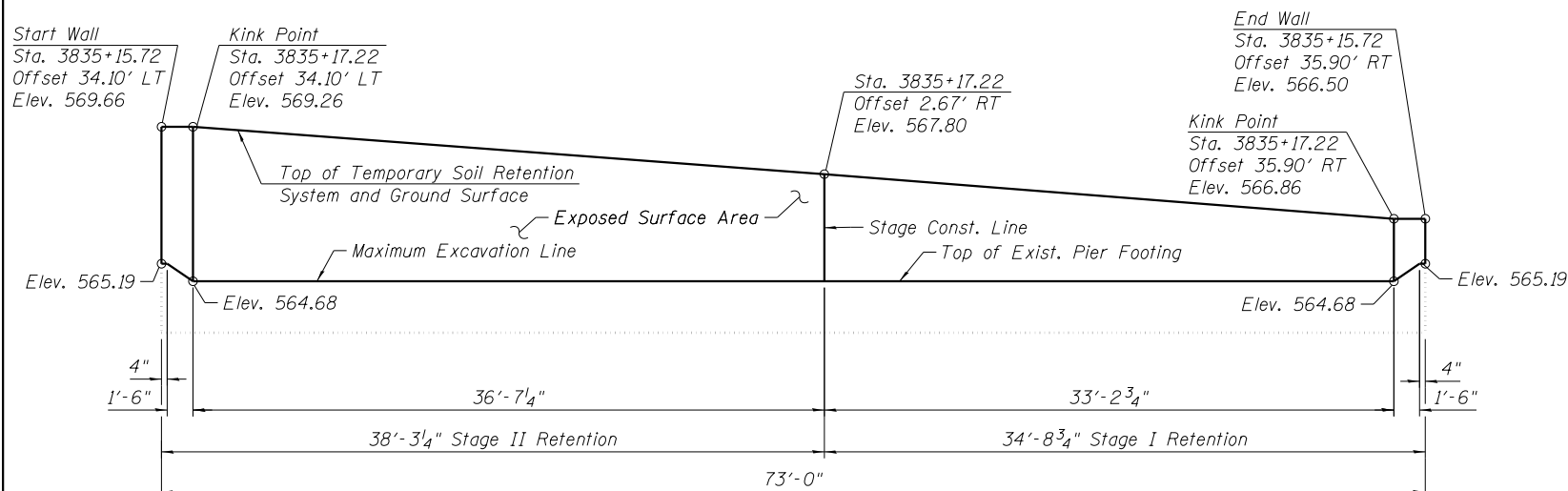


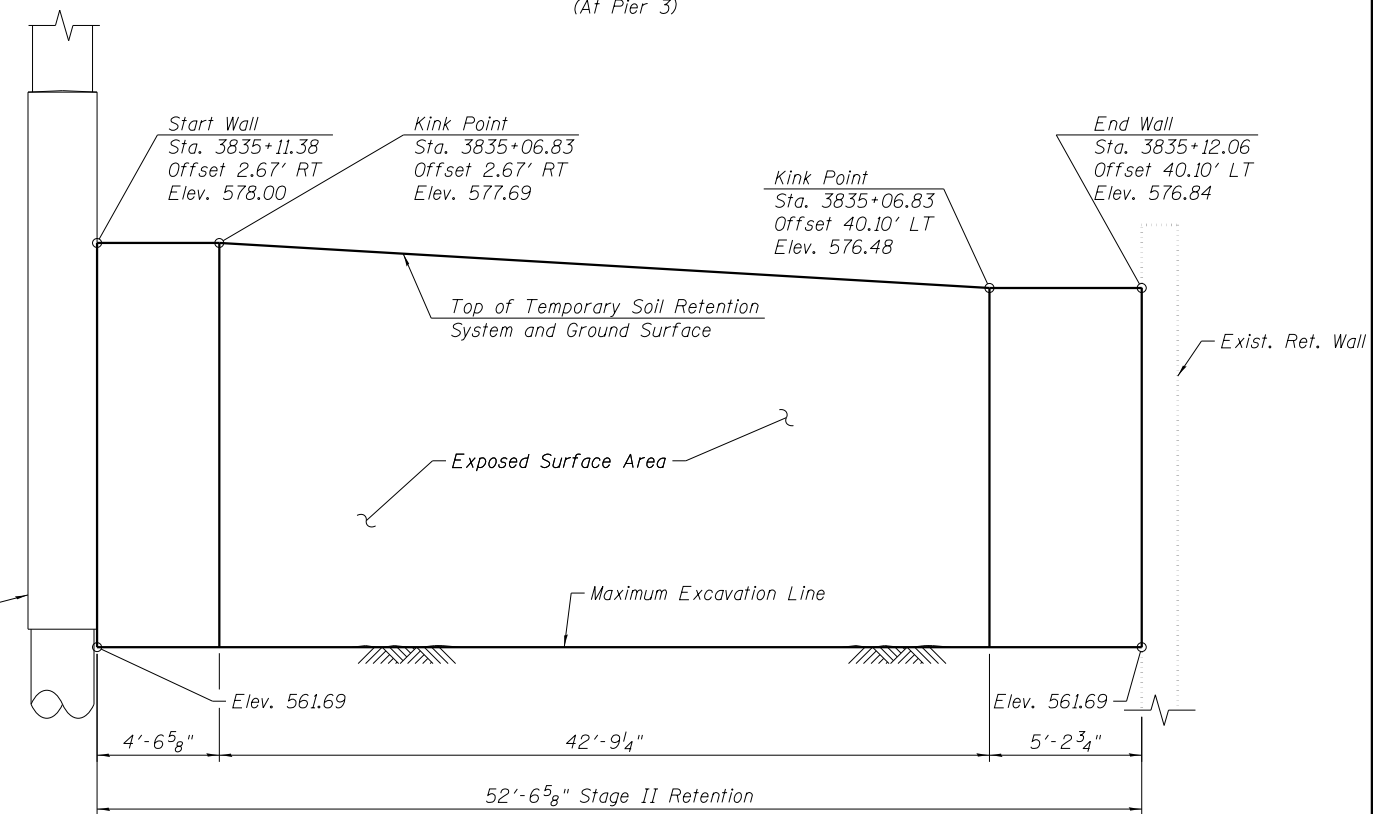
SECTION THRU CTA TRACKS
(At Pier 3)



TEMPORARY SOIL RETENTION SYSTEM NO. 5
(At Pier 3)



TEMPORARY SOIL RETENTION SYSTEM NO. 7
(At Pier 3)



TEMPORARY SOIL RETENTION SYSTEM NO. 6
(At Pier 3)

Notes:
Driving piles and temporary sheet piling is not allowed.
A cantilevered sheet piling design does not appear feasible and additional members or other retention systems may be necessary.
The Contractor shall submit a soil retention system design including plan details and calculations for review and acceptance by The Engineer.
The maximum allowable excavation slope is 1:2 (V:H).
CTA EB Blue Line is to be shutdown during installation of Temporary Soil Retention System No. 7. Closure to be coordinated with the CTA. See Special Provision for CTA Flagging and Coordination.

BILL OF MATERIAL

Item	Unit	Quantity
Temporary Soil Retention System	Sq. Ft.	1932

4/3/2012 PM 01:17:16-60W26-S006-SubStruct-TempExc2.dgn



USER NAME = rlschultz	DESIGNED - MDS	REVISED
PLOT SCALE = 0:1.0000 ' / in.	CHECKED - KAH	REVISED
PLOT DATE = 9/15/2013	DRAWN - PMY	REVISED
	CHECKED - MDS	REVISED

**STATE OF ILLINOIS
DEPARTMENT OF TRANSPORTATION**

**TEMPORARY EXCAVATION SUPPORT 2
STRUCTURE NO. 016-1716**

SHEET NO. S2-06 OF S2-81 SHEETS

F.A.U. RTE.	SECTION	COUNTY	TOTAL SHEETS	SHEET NO.
3730	2013-008R	COOK	559	366
CONTRACT NO.			60W26	
ILLINOIS FED. AID PROJECT				