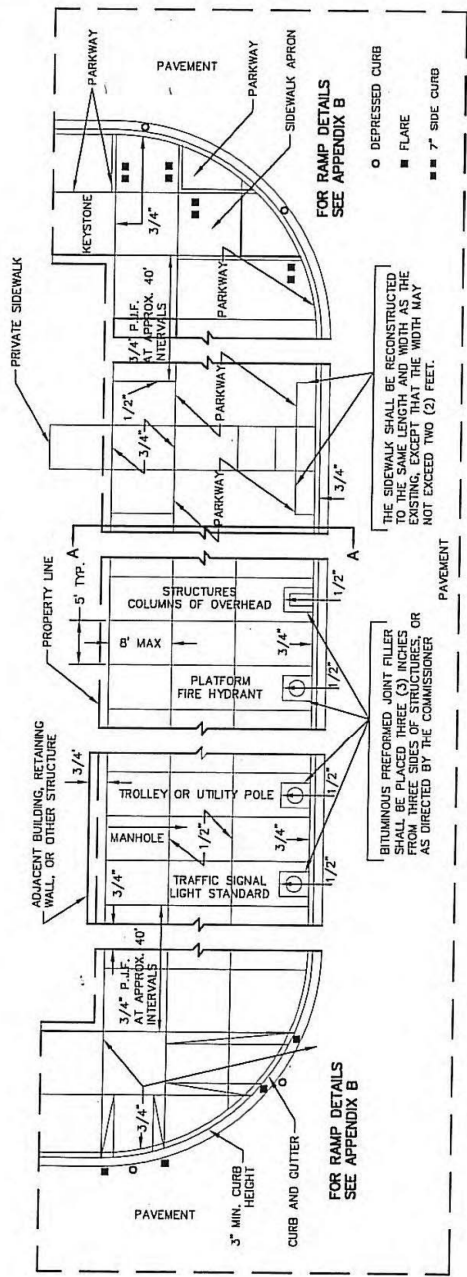


DETAILS OF PORTLAND CEMENT CONCRETE SIDEWALK CONSTRUCTION

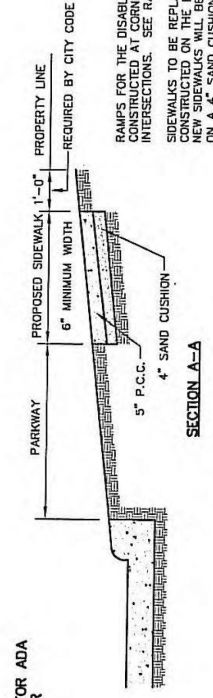


FOR RAMP DETAILS SEE APPENDIX B

- DEPRESSED CURB
- FLARE
- 7" SIDE CURB

THE SIDEWALK SHALL BE RECONSTRUCTED TO THE SAME LENGTH AND WIDTH AS THE EXISTING, EXCEPT THAT THE WIDTH MAY NOT EXCEED TWO (2) FEET.

BITUMINOUS PREFORMED JOINT FILLER SHALL BE PLACED THREE (3) INCHES FROM THE SIDES OF STRUCTURES, OR AS DIRECTED BY THE COMMISSIONER



* THE 1/2" AND 3/4" DIMENSIONS REFER TO THE THICKNESS OF THE BITUMINOUS PREFORMED JOINT FILLER REQUIRED AT THE VARIOUS LOCATIONS.

	DATE	REVISION	CITY OF CHICAGO		
	-	-	P.C. CONCRETE SIDEWALK JOINT DETAILS		
	DATE	SHEET	DRAWN BY		
	12/22/06	A-3-2	CDOT		

SPECIFICATIONS FOR TUNNELING OR TRENCHING NEAR TREES FOR THE INSTALLATION OF UNDERGROUND UTILITY SERVICES

TREE DIAMETER	DISTANCE OF TUNNEL FROM TREE TRUNK	DISTANCE OF OPEN BYPASS TRENCH FROM TREE TRUNK
INCHES	FEET	FEET
2	2	3
3	3	6
6	5*	10
12	6*	12
18	7*	14
24+	8*	16

* DEPENDENT ON PARKWAY WIDTH

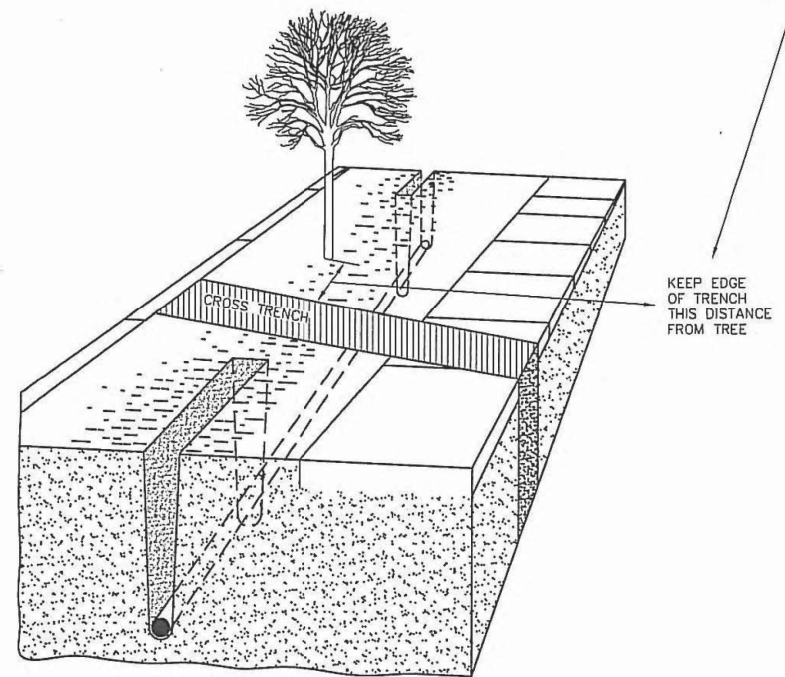


DIAGRAM ILLUSTRATING THE USE OF SOIL AUGERS IN THE PRESENCE OF TREES.

	DATE	REVISION	CITY OF CHICAGO		
	-	-	TRENCH GUIDELINES ADJACENT TO TREES		
	DATE	SHEET	DRAWN BY		
	01/11/2007	A-5-3	CDOT		

FILE PATH = c:\pwworking\secom\0204535\0160W26-Sht-CDOT-DETAIL-04.dgn

DI60W26-Sht-CDOT-DETAIL-04.dgn	DESIGNED - CDOT	REVISED -
USER NAME = kolorenz	DRAWN - CDOT	REVISED -
PLOT SCALE = 1:8000 / 1"	CHECKED - CDOT	REVISED -
PLOT DATE = 9/12/2013	DATE - 9/15/13	REVISED -

STATE OF ILLINOIS DEPARTMENT OF TRANSPORTATION

CHICAGO DEPARTMENT OF TRANSPORTATION STANDARDS			
SCALE: N.T.S.	SHEET 4 OF 6 SHEETS	STA.	TO STA.

F.A.I. R.E.	SECTION	COUNTY	TOTAL SHEETS	SHEET NO.
90/94/290	2013-008R	COOK	559	506
CONTRACT NO. 60W26				ILLINOIS FED. AID PROJECT