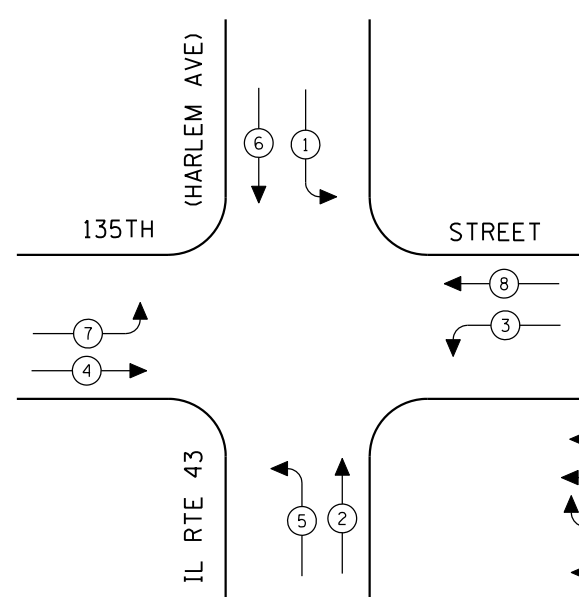


**CONTROLLER SEQUENCE**

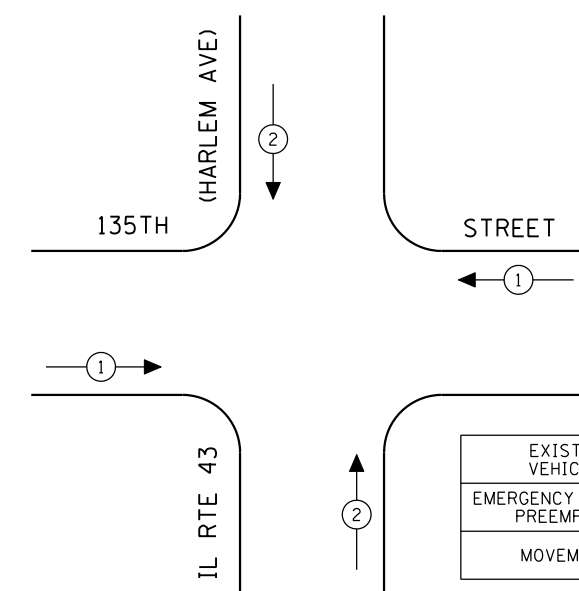


**EXISTING PHASE DESIGNATION DIAGRAM**

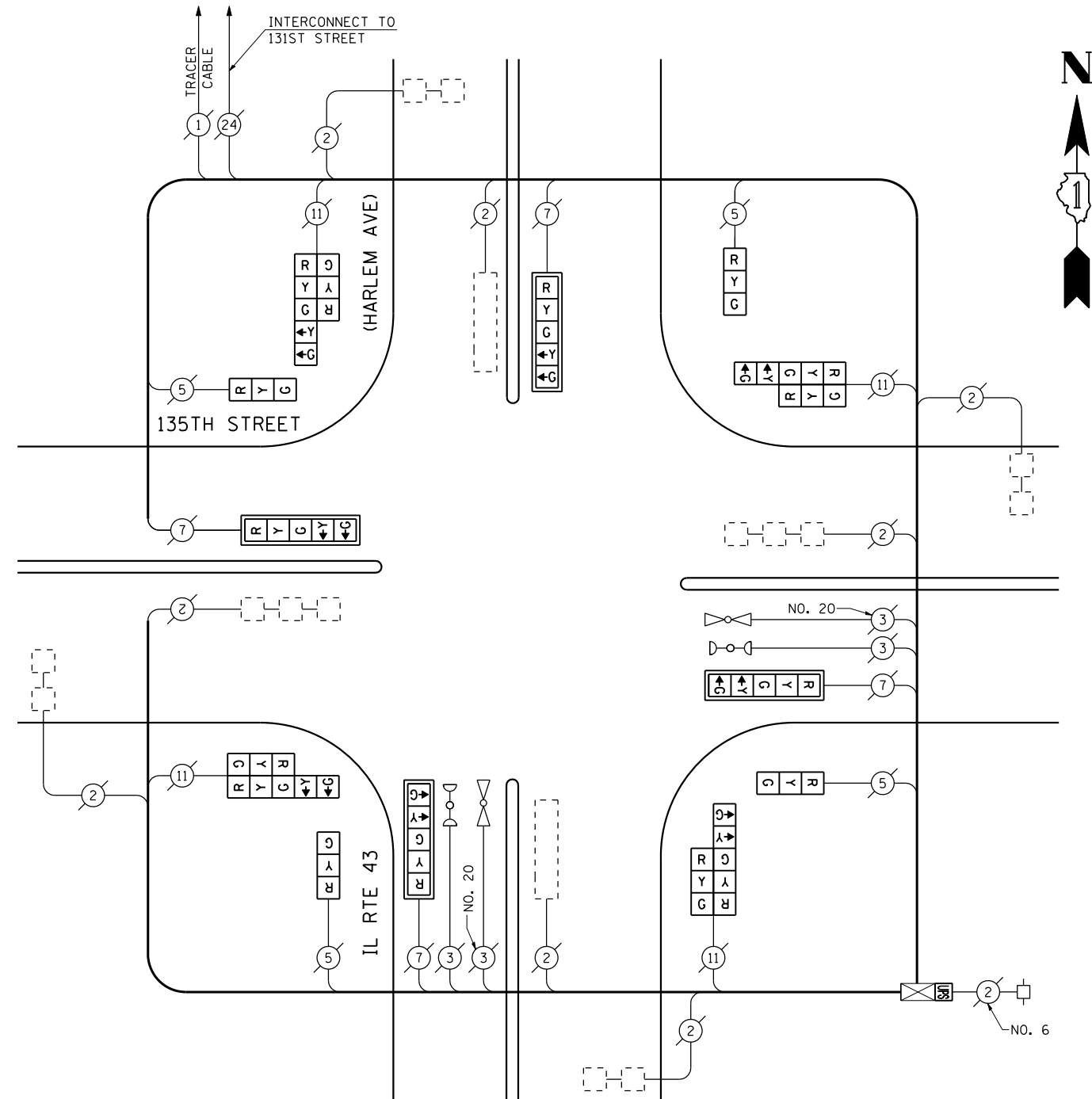
**LEGEND**

- ← \* → DUAL ENTRY PHASE
- ← \* → SINGLE ENTRY PHASE
- ◊ O.L. OVERLAP
- ← \* → PEDESTRIAN PHASE
- \* NUMBER REFERS TO ASSOCIATED PHASE

**EMERGENCY VEHICLE PREEMPTION SEQUENCE**



EXISTING EMERGENCY VEHICLE PREEMPTORS		
EMERGENCY VEHICLE PREEMPTOR	1	2
MOVEMENT	↔	↕



**CABLE PLAN**

(NOT TO SCALE)

**SCHEDULE OF QUANTITIES**

QUANTITY	UNIT	ITEM
1	EACH	MAINTENANCE OF EXISTING TRAFFIC SIGNAL INSTALLATION
4	EACH	SIGNAL HEAD, LED, 1-FACE, 3-SECTION, BRACKET MOUNTED
4	EACH	SIGNAL HEAD, LED, 1-FACE, 5-SECTION, MAST ARM MOUNTED
4	EACH	SIGNAL HEAD, LED, 2-FACE, 1-3 SECTION, 1-5 SECTION, BRACKET MOUNTED
4	EACH	TRAFFIC SIGNAL BACKPLATE, LOUVERED, ALUMINUM
1	EACH	MODIFY EXISTING CONTROLLER CABINET
1	EACH	REMOVE EXISTING TRAFFIC SIGNAL EQUIPMENT
1	EACH	UNINTERRUPTIBLE POWER SUPPLY, SPECIAL

**REMOVAL OF EXISTING TRAFFIC SIGNAL EQUIPMENT**

THE FOLLOWING ITEMS SHALL BE REMOVED BY THE CONTRACTOR AND SHALL BE DISPOSED OF BY THEM OUTSIDE THE RIGHT-OF-WAY AT THEIR EXPENSE. THE SALVAGE VALUE OF THE REMOVED EQUIPMENT SHALL BE REFLECTED IN THE CONTRACT BID PRICE.

3	EACH	SIGNAL HEAD, 1-FACE, 3-SECTION, BRACKET MOUNTED
4	EACH	SIGNAL HEAD, 1-FACE, 5-SECTION, MAST ARM MOUNTED
3	EACH	SIGNAL HEAD, 2-FACE, 1-3 SECTION, 1-5 SECTION, BRACKET MOUNTED
1	EACH	SIGNAL HEAD, 1-FACE, 3-SECTION WITH 12" RED INDICATION SECTION, BRACKET MOUNTED
1	EACH	SIGNAL HEAD, 2-FACE, 1-3 SECTION WITH 12" RED INDICATION SECTION, 1-5 SECTION, BRACKET MOUNTED
4	EACH	TRAFFIC SIGNAL BACKPLATE

THE TRAFFIC SIGNAL CONTROL EQUIPMENT FOR THIS PROJECT SHALL BE "ECONOLITE" TO MATCH THE EXISTING ADJACENT SYSTEM.

I.D.O.T. TRAFFIC SIGNAL INSTALLATION ELECTRICAL SERVICE REQUIREMENTS					TOTAL WATTAGE
TYPE	NO LAMPS	WATTAGE		%OPERATION	
		INCAND.	LED		
SIGNAL (RED)	16		17	0.50	136.00
(YELLOW)	16		25	0.25	100.00
(GREEN)	16		15	0.25	60.00
ARROW	16		12	1.00	19.20
PED. SIGNAL			25	1.00	
CONTROLLER	1		100	1.00	100.00
ILLUM. SIGN				0.05	
VEH. DETECTION			5	1.00	
FLASHER				0.50	
ENERGY COSTS TO:					TOTAL = 415.20
ILLINOIS DEPARTMENT OF TRANSPORTATION 201 WEST CENTER COURT SCHAUMBURG, ILLINOIS 60196-1096 ENERGY SUPPLY CONTACT: XXX XXXXX PHONE: (XXX) XXX-XXXX COMPANY: COMMONWEALTH EDISON					

**STATE OF ILLINOIS  
DEPARTMENT OF TRANSPORTATION**

**SCHEDULE OF QUANTITIES, CABLE PLAN, PHASE DESIGNATION  
DIAGRAM AND EMERGENCY VEHICLE PREEMPTION  
IL RTE 43 (HARLEM AVENUE) AT 135TH STREET**

F.A.P. RTE.	SECTION	COUNTY	TOTAL SHEETS	SHEET NO.
VAR.	2013-040TS	COOK	84	60
CONTRACT NO. 60W85				
FED. ROAD DIST. NO. - ILLINOIS FED. AID PROJECT				

TS# 2235  
PALOS HEIGHTS

SCALE: N.T.S. SHEET NO. OF SHEETS STA. TO STA.