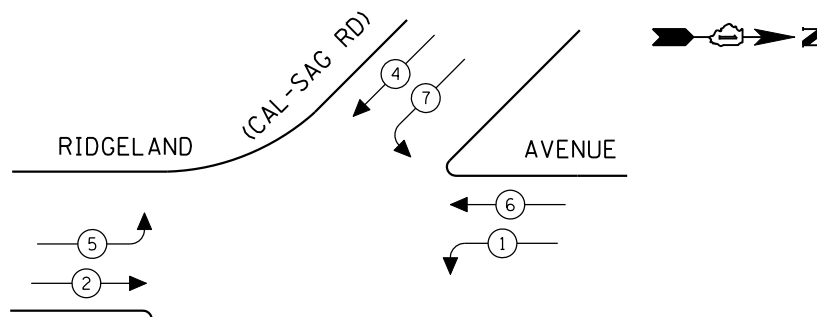


CONTROLLER SEQUENCE

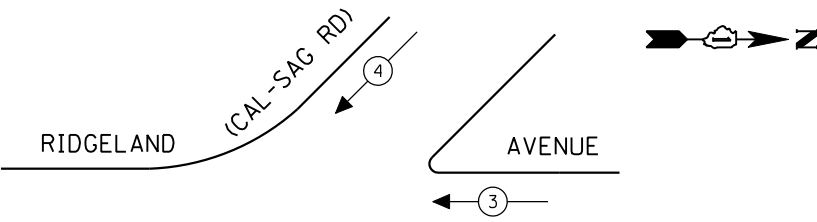


LEGEND

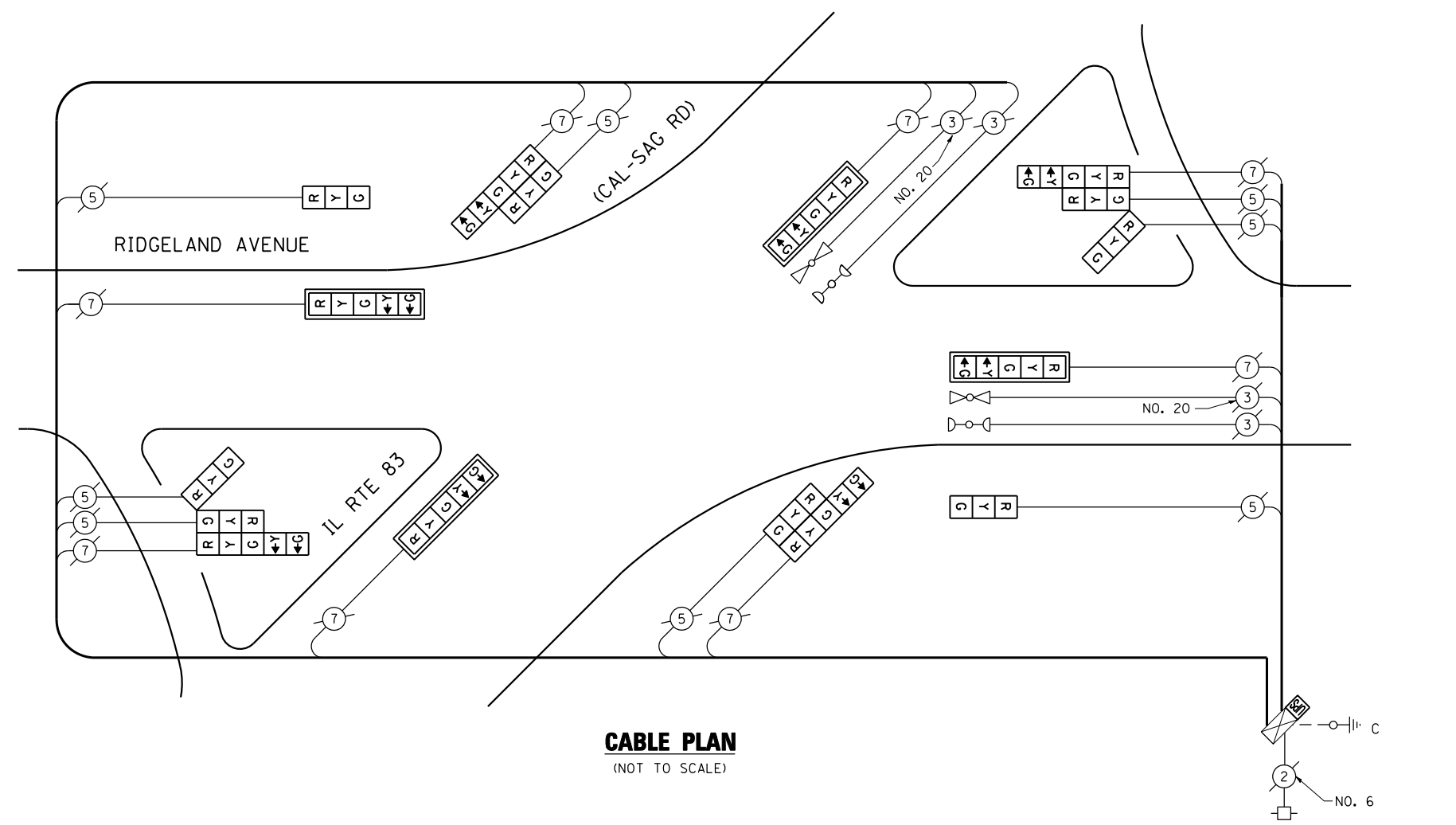
- ← * → DUAL ENTRY PHASE
- ← * → SINGLE ENTRY PHASE
- ◊ O.L. OVERLAP
- ← * → PEDESTRIAN PHASE
- * NUMBER REFERS TO ASSOCIATED PHASE

EXISTING PHASE DESIGNATION DIAGRAM

EMERGENCY VEHICLE PREEMPTION SEQUENCE



EXISTING EMERGENCY VEHICLE PREEMPTORS		
EMERGENCY VEHICLE PREEMPTOR	3	4
MOVEMENT	↔	↕



CABLE PLAN
(NOT TO SCALE)

THE TRAFFIC SIGNAL CONTROL EQUIPMENT FOR THIS PROJECT SHALL BE "ECONOLITE" TO MATCH THE EXISTING ADJACENT SYSTEM.

I.D.O.T. TRAFFIC SIGNAL INSTALLATION ELECTRICAL SERVICE REQUIREMENTS					TOTAL WATTAGE
TYPE	NO LAMPS	WATTAGE		%OPERATION	
SIGNAL (RED)	16	135	17	0.50	136.00
(YELLOW)	16	135	25	0.25	100.00
(GREEN)	16	135	15	0.25	60.00
ARROW	16	135	12	0.10	19.20
PED. SIGNAL		90	25	1.00	
CONTROLLER	1	100	100	1.00	100.00
ILLUM. SIGN		84		0.05	
FLASHER		135	25	0.50	
ENERGY COSTS TO:					TOTAL = 415.20
ILLINOIS DEPARTMENT OF TRANSPORTATION 201 WEST CENTER COURT SCHAUMBURG, ILLINOIS 60196-1096 ENERGY SUPPLY CONTACT: XXX XXXXX PHONE: (XXX) XXX-XXXX COMPANY: COMMONWEALTH EDISON					

SCHEDULE OF QUANTITIES

QUANTITY	UNIT	ITEM
1	EACH	MAINTENANCE OF EXISTING TRAFFIC SIGNAL INSTALLATION
2	EACH	SIGNAL HEAD, LED, 1-FACE, 3-SECTION, BRACKET MOUNTED
4	EACH	SIGNAL HEAD, LED, 1-FACE, 5-SECTION, MAST ARM MOUNTED
2	EACH	SIGNAL HEAD, LED, 2-FACE, 1-3 SECTION, 1-5 SECTION, BRACKET MOUNTED
2	EACH	SIGNAL HEAD, LED, 3-FACE, 2-3 SECTION, 1-5 SECTION, BRACKET MOUNTED
4	EACH	TRAFFIC SIGNAL BACKPLATE, LOUVERED, ALUMINUM
1	EACH	MODIFY EXISTING CONTROLLER CABINET
1	EACH	REMOVE EXISTING TRAFFIC SIGNAL EQUIPMENT
1	EACH	UNINTERRUPTIBLE POWER SUPPLY, SPECIAL

REMOVAL OF EXISTING TRAFFIC SIGNAL EQUIPMENT

THE FOLLOWING ITEMS SHALL BE REMOVED BY THE CONTRACTOR AND SHALL BE DISPOSED OF BY THEM OUTSIDE THE RIGHT-OF-WAY AT THEIR EXPENSE. THE SALVAGE VALUE OF THE REMOVED EQUIPMENT SHALL BE REFLECTED IN THE CONTRACT BID PRICE.

2	EACH	SIGNAL HEAD, 1-FACE, 3-SECTION WITH 12" RED INDICATION SECTION, BRACKET MOUNTED
4	EACH	SIGNAL HEAD, 1-FACE, 5-SECTION, MAST ARM MOUNTED
2	EACH	SIGNAL HEAD, 3-FACE, 2-3 SECTION, 1-5 SECTION, BRACKET MOUNTED
2	EACH	SIGNAL HEAD, 2-FACE, 1-3 SECTION WITH 12" RED INDICATION SECTION, 1-5 SECTION, BRACKET MOUNTED
4	EACH	TRAFFIC SIGNAL BACKPLATE

FILE NAME =	USER NAME = \$USER\$	DESIGNED - PKG	REVISED -
\$FILEL\$		DRAWN - EA, EB, WC	REVISED -
	PLOT SCALE = \$SCALE\$	CHECKED - PKG	REVISED -
	PLOT DATE = \$DATE\$	DATE - 8/15/2013	REVISED -

STATE OF ILLINOIS DEPARTMENT OF TRANSPORTATION

SCHEDULE OF QUANTITIES, CABLE PLAN, PHASE DESIGNATION DIAGRAM AND EMERGENCY VEHICLE PREEMPTION IL RTE 83 (CAL-SAG RD) AT RIDGELAND AVENUE			
SCALE: N.T.S.	SHEET NO.	OF SHEETS	STA. TO STA.

F.A.P. RTE.	SECTION	COUNTY	TOTAL SHEETS	SHEET NO.
VAR.	2013-040TS	COOK	84	64
CONTRACT NO. 60W85				
FED. ROAD DIST. NO. - ILLINOIS FED. AID PROJECT				

TS# 3505
PALOS HEIGHTS