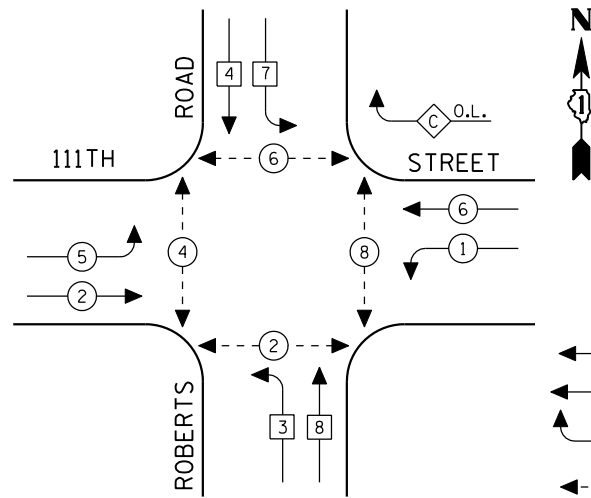


CONTROLLER SEQUENCE



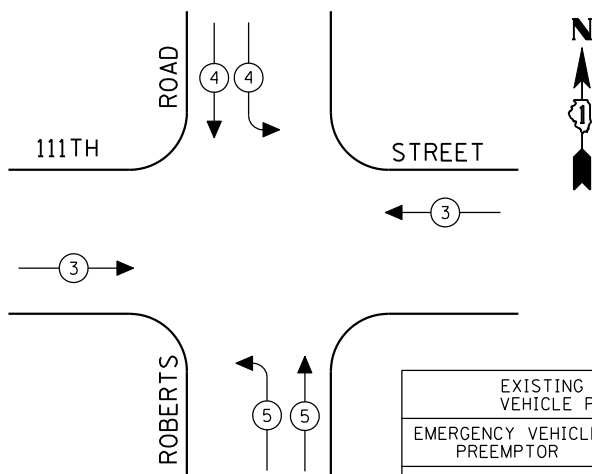
EXISTING PHASE DESIGNATION DIAGRAM

OVERLAP LETTER PERMISSIVE PHASE PROTECTED PHASE
 C 6 7

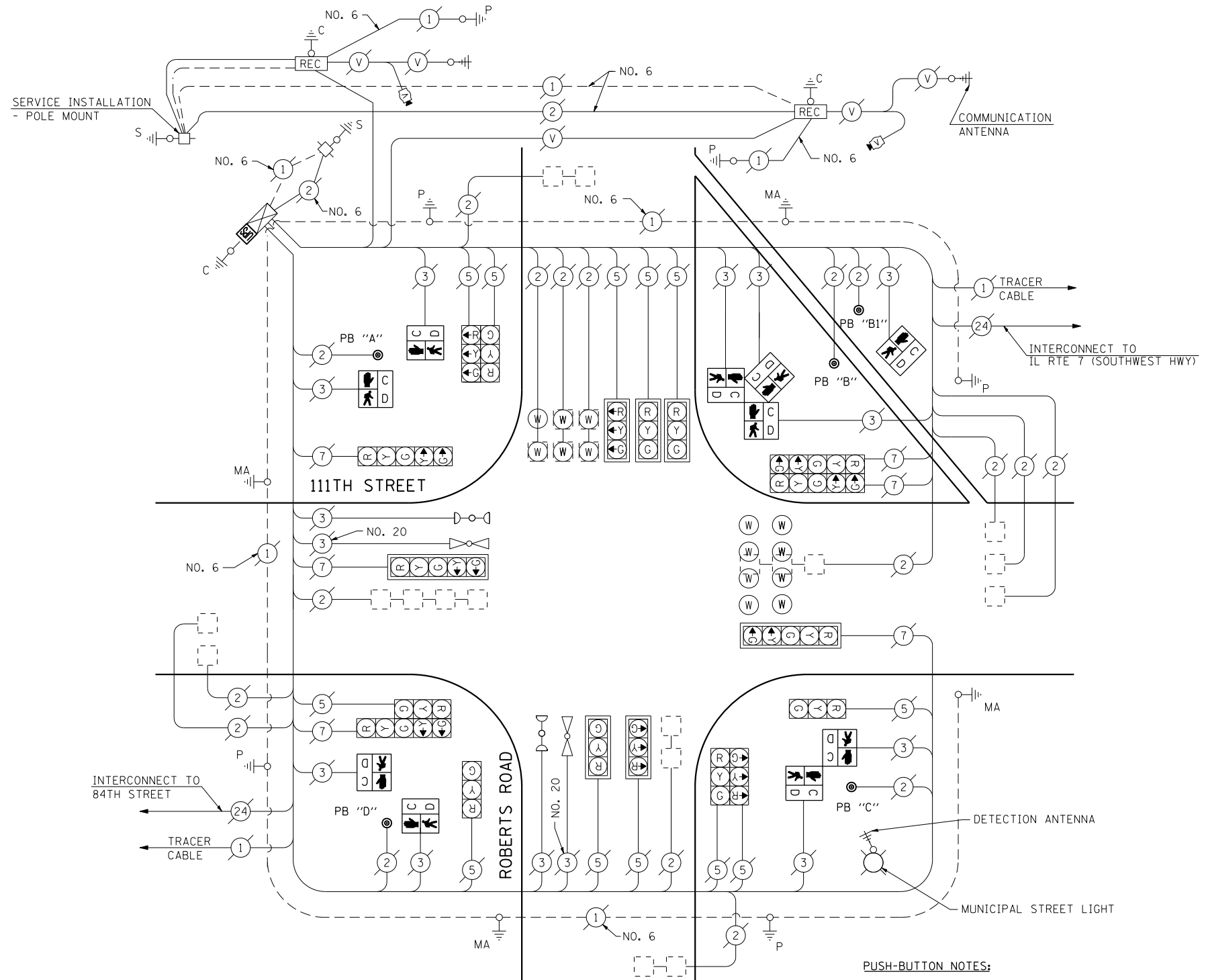
LEGEND

- ← (Circled) → DUAL ENTRY PHASE
- ← (Star) → SINGLE ENTRY PHASE
- ◊ O.L. → OVERLAP
- ← (Circled with arrow) → PEDESTRIAN PHASE
- * → NUMBER REFERS TO ASSOCIATED PHASE

EMERGENCY VEHICLE PREEMPTION SEQUENCE



EXISTING EMERGENCY VEHICLE PREEMPTORS			
EMERGENCY VEHICLE PREEMPTOR	3	4	5
MOVEMENT	↔	↕	↕



CABLE PLAN

(NOT TO SCALE)

PUSH-BUTTON NOTES:

- PUSH-BUTTON "A" SHALL PLACE A CALL IN PHASES 4 AND 6.
- PUSH-BUTTON "B" AND "B1" SHALL PLACE A CALL IN PHASES 6 AND 8.
- PUSH-BUTTON "C" SHALL PLACE A CALL IN PHASES 2 AND 8.
- PUSH-BUTTON "D" SHALL PLACE A CALL IN PHASES 2 AND 4.

SCHEDULE OF QUANTITIES

QUANTITY	UNIT	ITEM
1	EACH	MAINTENANCE OF EXISTING TRAFFIC SIGNAL INSTALLATION
5	EACH	PEDESTRIAN SIGNAL HEAD, LED, 1-FACE, BRACKET MOUNTED WITH COUNTDOWN TIMER
1	EACH	PEDESTRIAN SIGNAL HEAD, LED, 2-FACE, BRACKET MOUNTED WITH COUNTDOWN TIMER
1	EACH	PEDESTRIAN SIGNAL HEAD, LED, 3-FACE, BRACKET MOUNTED WITH COUNTDOWN TIMER
1	EACH	MODIFY EXISTING CONTROLLER CABINET
1	EACH	REMOVE EXISTING TRAFFIC SIGNAL EQUIPMENT
1	EACH	UNINTERRUPTIBLE POWER SUPPLY, SPECIAL
5	EACH	PEDESTRIAN PUSH-BUTTON, NON-LATCHING

REMOVAL OF EXISTING TRAFFIC SIGNAL EQUIPMENT

THE FOLLOWING ITEMS SHALL BE REMOVED BY THE CONTRACTOR AND SHALL BE DISPOSED OF BY THEM OUTSIDE THE RIGHT-OF-WAY AT THEIR EXPENSE. THE SALVAGE VALUE OF THE REMOVED EQUIPMENT SHALL BE REFLECTED IN THE CONTRACT BID PRICE.

5	EACH	PEDESTRIAN SIGNAL HEAD, 1-FACE, BRACKET MOUNTED
1	EACH	PEDESTRIAN SIGNAL HEAD, 2-FACE, BRACKET MOUNTED
1	EACH	PEDESTRIAN SIGNAL HEAD, 3-FACE, BRACKET MOUNTED
5	EACH	PEDESTRIAN PUSH-BUTTON

THE TRAFFIC SIGNAL CONTROL EQUIPMENT FOR THIS PROJECT SHALL BE "ECONOLITE" TO MATCH THE EXISTING ADJACENT SYSTEM.

I.D.O.T. TRAFFIC SIGNAL INSTALLATION ELECTRICAL SERVICE REQUIREMENTS					TOTAL WATTAGE
TYPE	NO LAMPS	WATTAGE		%OPERATION	
		INCAND.	LED		
SIGNAL (RED)	18	135	17	0.50	153.00
(YELLOW)	18	135	25	0.25	112.50
(GREEN)	18	135	15	0.25	67.50
ARROW	12	135	12	0.10	14.40
PED. SIGNAL	10	90	25	1.00	250.00
CONTROLLER	1	100	100	1.00	100.00
ILLUM. SIGN		84		0.05	
FLASHER		135	25	0.50	
ENERGY COSTS TO:					TOTAL = 697.40
ILLINOIS DEPARTMENT OF TRANSPORTATION 201 WEST CENTER COURT SCHAUMBURG, ILLINOIS 60196-1096 ENERGY SUPPLY CONTACT: XXX XXXXX PHONE: (XXX) XXX-XXXX COMPANY: COMMONWEALTH EDISON					

DESIGNED - PKG	REVISED -
DRAWN - EA, EB, WC	REVISED -
CHECKED - PKG	REVISED -
DATE - 8/15/2013	REVISED -

**STATE OF ILLINOIS
DEPARTMENT OF TRANSPORTATION**

**SCHEDULE OF QUANTITIES, CABLE PLAN, PHASE DESIGNATION
DIAGRAM AND EMERGENCY VEHICLE PREEMPTION
111TH STREET AT ROBERTS AVENUE**

SCALE: N.T.S. SHEET NO. OF SHEETS STA. TO STA.

F.A.P. RTE.	SECTION	COUNTY	TOTAL SHEETS	SHEET NO.
VAR.	2013-040TS	COOK	84	70
CONTRACT NO. 60W85				
FED. ROAD DIST. NO. - ILLINOIS FED. AID PROJECT				

TS# 3955
PALOS HILLS