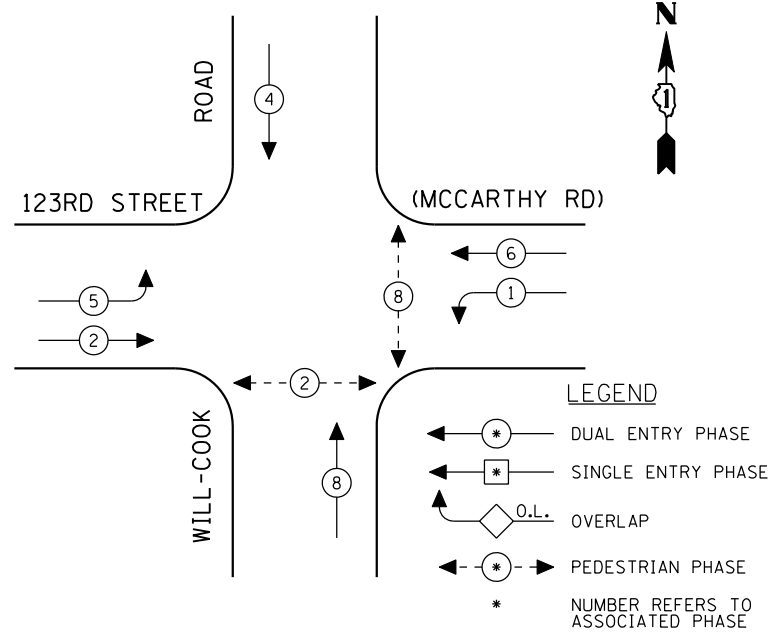
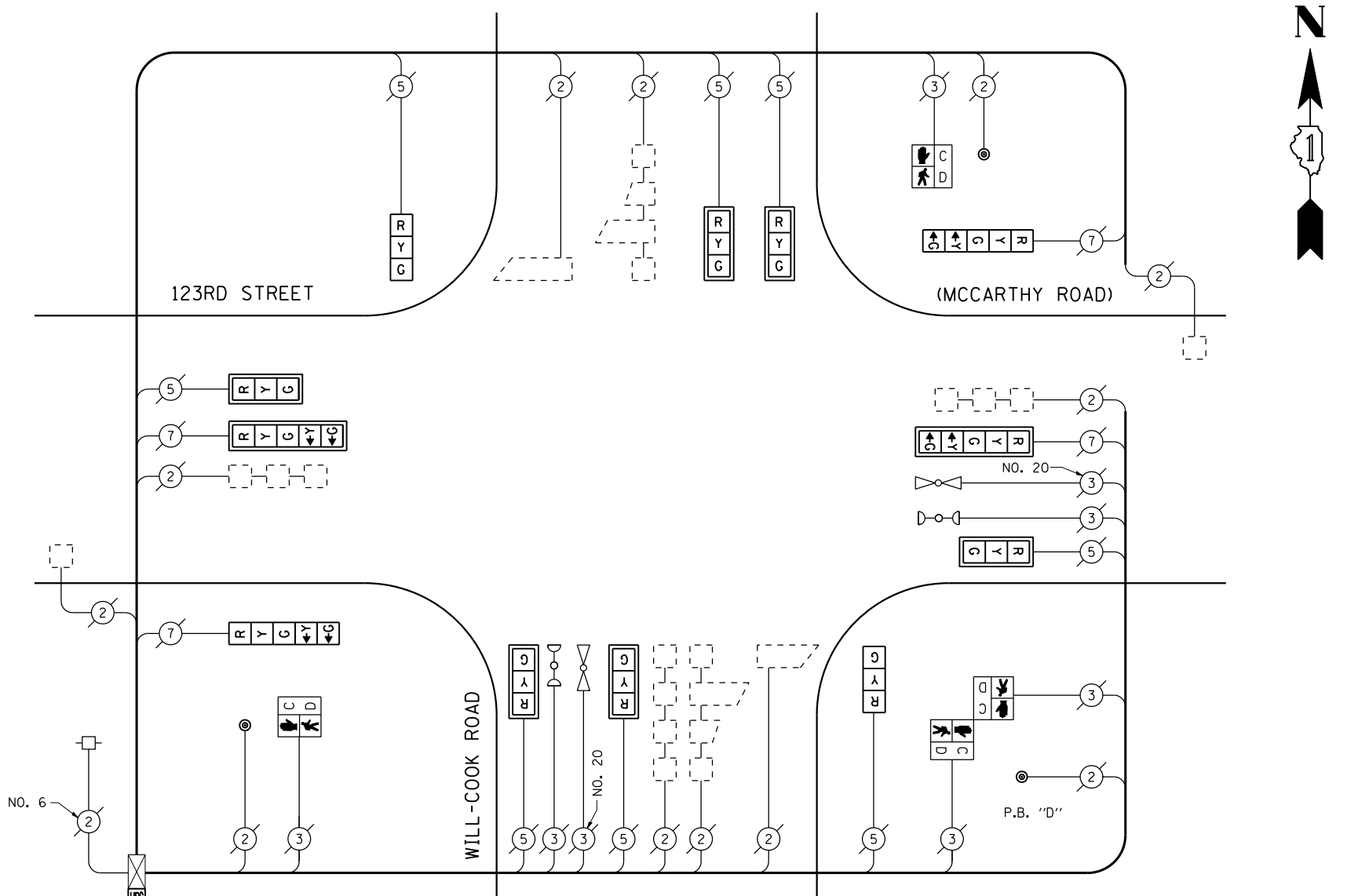
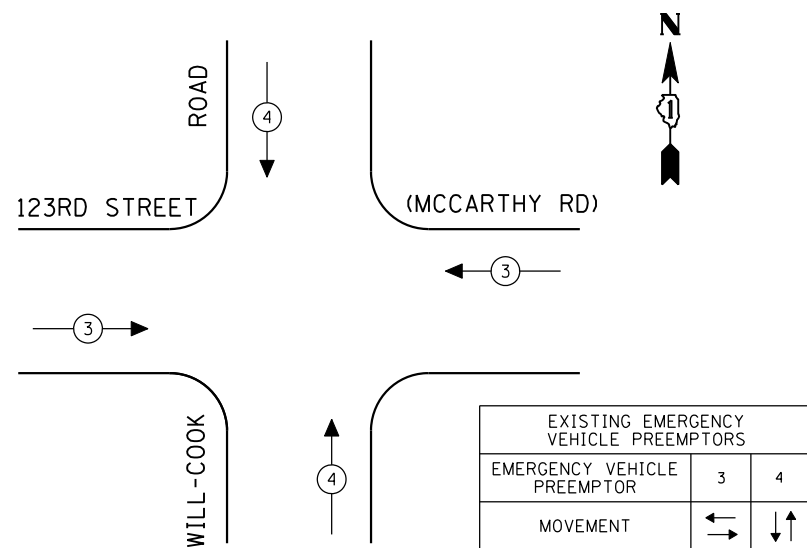


CONTROLLER SEQUENCE



EMERGENCY VEHICLE PREEMPTION SEQUENCE



CABLE PLAN
(NOT TO SCALE)

PUSH-BUTTON NOTE:
PUSH-BUTTON "D" SHALL PLACE A CALL IN PHASES 2 AND 8.

SCHEDULE OF QUANTITIES

QUANTITY	UNIT	ITEM
1	EACH	MAINTENANCE OF EXISTING TRAFFIC SIGNAL INSTALLATION
6	EACH	SIGNAL HEAD, LED, 1-FACE, 3-SECTION, MAST ARM MOUNTED
2	EACH	SIGNAL HEAD, LED, 1-FACE, 3-SECTION, BRACKET MOUNTED
2	EACH	SIGNAL HEAD, LED, 1-FACE, 5-SECTION, BRACKET MOUNTED
2	EACH	SIGNAL HEAD, LED, 1-FACE, 5-SECTION, MAST ARM MOUNTED
2	EACH	PEDESTRIAN SIGNAL HEAD, LED, 1-FACE, BRACKET MOUNTED WITH COUNTDOWN TIMER
1	EACH	PEDESTRIAN SIGNAL HEAD, LED, 2-FACE, BRACKET MOUNTED WITH COUNTDOWN TIMER
8	EACH	TRAFFIC SIGNAL BACKPLATE, LOUVERED, ALUMINUM
1	EACH	MODIFY EXISTING CONTROLLER CABINET
1	EACH	REMOVE EXISTING TRAFFIC SIGNAL EQUIPMENT
1	EACH	UNINTERRUPTIBLE POWER SUPPLY, SPECIAL
3	EACH	PEDESTRIAN PUSH-BUTTON, NON-LATCHING

REMOVAL OF EXISTING TRAFFIC SIGNAL EQUIPMENT

THE FOLLOWING ITEMS SHALL BE REMOVED BY THE CONTRACTOR AND SHALL BE DISPOSED OF BY THEM OUTSIDE THE RIGHT-OF-WAY AT THEIR EXPENSE. THE SALVAGE VALUE OF THE REMOVED EQUIPMENT SHALL BE REFLECTED IN THE CONTRACT BID PRICE.

6	EACH	SIGNAL HEAD, 1-FACE, 3-SECTION, MAST ARM MOUNTED
2	EACH	SIGNAL HEAD, 1-FACE, 3-SECTION, BRACKET MOUNTED
2	EACH	SIGNAL HEAD, 1-FACE, 5-SECTION, BRACKET MOUNTED
2	EACH	SIGNAL HEAD, 1-FACE, 5-SECTION, MAST ARM MOUNTED
2	EACH	PEDESTRIAN SIGNAL HEAD, 1-FACE, BRACKET MOUNTED
1	EACH	PEDESTRIAN SIGNAL HEAD, 2-FACE, BRACKET MOUNTED
8	EACH	TRAFFIC SIGNAL BACKPLATE
3	EACH	PEDESTRIAN PUSH-BUTTON

THE TRAFFIC SIGNAL CONTROL EQUIPMENT FOR THIS PROJECT SHALL BE "ECONOLITE" TO MATCH THE EXISTING ADJACENT SYSTEM.

I.D.O.T. TRAFFIC SIGNAL INSTALLATION ELECTRICAL SERVICE REQUIREMENTS					TOTAL WATTAGE
TYPE	NO LAMPS	WATTAGE INCAND.	LED	%OPERATION	
SIGNAL (RED)	12	135	17	0.50	102.00
(YELLOW)	12	135	25	0.25	75.00
(GREEN)	12	135	15	0.25	45.00
ARROW	8	135	12	0.10	9.60
PED. SIGNAL	4	90	25	1.00	100.00
CONTROLLER	1	100	100	1.00	100.00
ILLUM. SIGN		84		0.05	
FLASHER		135	25	0.50	
ENERGY COSTS TO:					TOTAL = 431.60

ILLINOIS DEPARTMENT OF TRANSPORTATION
201 WEST CENTER COURT
SCHAUMBURG, ILLINOIS 60196-1096
ENERGY SUPPLY CONTACT: XXX XXXXX
PHONE: (XXX) XXX-XXXX
COMPANY: COMMONWEALTH EDISON

FILE NAME =	USER NAME = \$USER*	DESIGNED - PKG	REVISED -
\$FILEL\$		DRAWN - EA, EB, WC	REVISED -
	PLOT SCALE = \$SCALE*	CHECKED - PKG	REVISED -
	PLOT DATE = \$DATE*	DATE - 8/15/2013	REVISED -

**STATE OF ILLINOIS
DEPARTMENT OF TRANSPORTATION**

**SCHEDULE OF QUANTITIES, CABLE PLAN, PHASE DESIGNATION
DIAGRAM AND EMERGENCY VEHICLE PREEMPTION
123RD STREET (MCCARTHY ROAD) AT WILL-COOK ROAD**

SCALE: N.T.S. SHEET NO. OF SHEETS STA. TO STA.

F.A.P. RTE.	SECTION	COUNTY	TOTAL SHEETS	SHEET NO.
VAR.	2013-040TS	COOK	84	79
CONTRACT NO. 60W85				

TS# 1007
PALOS TOWNSHIP
FED. ROAD DIST. NO. - ILLINOIS FED. AID PROJECT