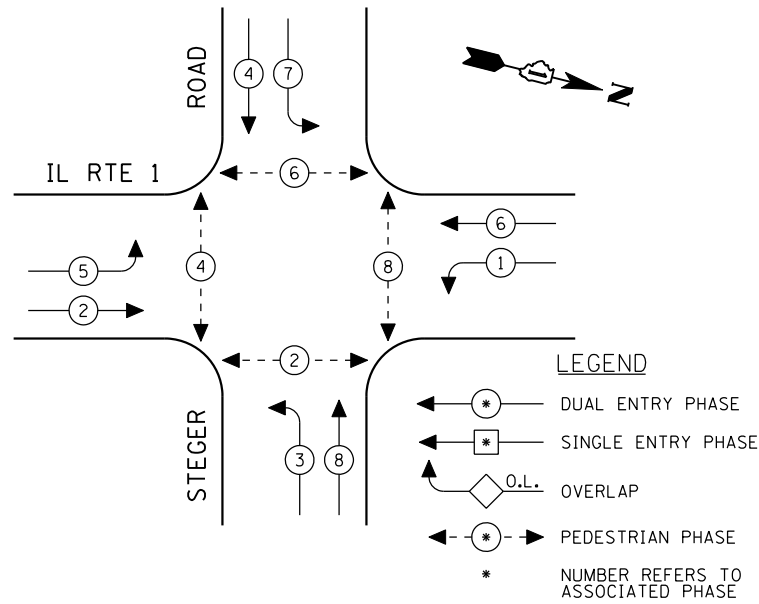
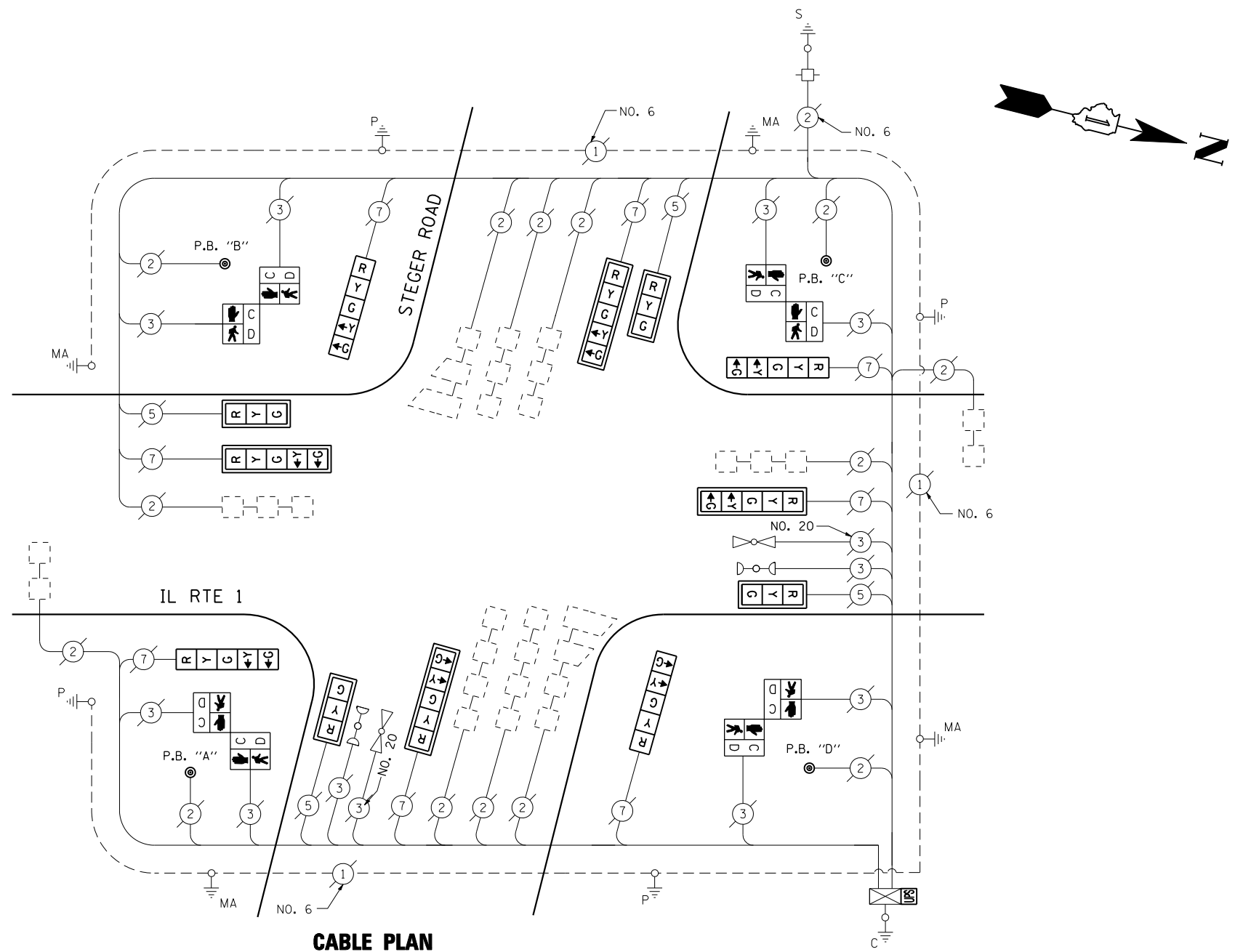
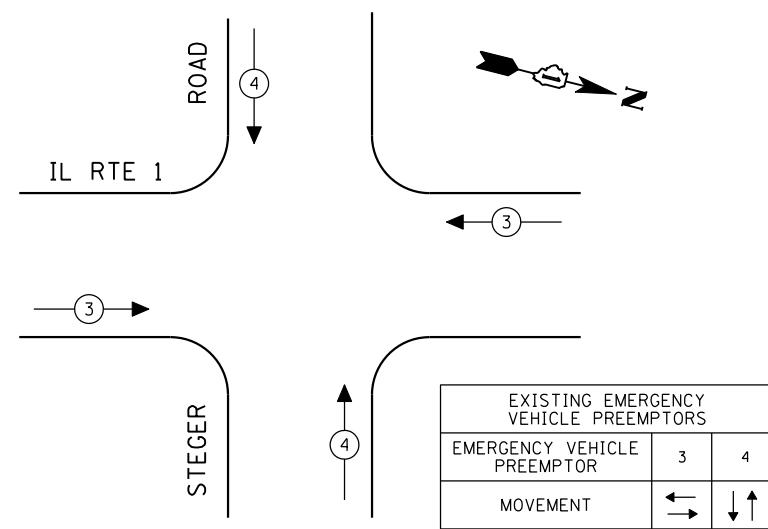


CONTROLLER SEQUENCE



EXISTING PHASE DESIGNATION DIAGRAM

EMERGENCY VEHICLE PREEMPTION SEQUENCE



CABLE PLAN

(NOT TO SCALE)

PUSH-BUTTON NOTES:

PUSH-BUTTON "A" SHALL PLACE A CALL IN PHASES 2 AND 4.
 PUSH-BUTTON "B" SHALL PLACE A CALL IN PHASES 4 AND 6.
 PUSH-BUTTON "C" SHALL PLACE A CALL IN PHASES 6 AND 8.
 PUSH-BUTTON "D" SHALL PLACE A CALL IN PHASES 2 AND 8.

THE TRAFFIC SIGNAL CONTROL EQUIPMENT FOR THIS PROJECT SHALL BE "ECONOLITE" TO MATCH THE EXISTING ADJACENT SYSTEM.

SCHEDULE OF QUANTITIES

QUANTITY	UNIT	ITEM
1	EACH	MAINTENANCE OF EXISTING TRAFFIC SIGNAL INSTALLATION
4	EACH	SIGNAL HEAD, LED, 1-FACE, 3-SECTION, MAST ARM MOUNTED
4	EACH	SIGNAL HEAD, LED, 1-FACE, 5-SECTION, BRACKET MOUNTED
4	EACH	SIGNAL HEAD, LED, 1-FACE, 5-SECTION, MAST ARM MOUNTED
4	EACH	PEDESTRIAN SIGNAL HEAD, LED, 2-FACE, BRACKET MOUNTED WITH COUNT DOWN TIMER
8	EACH	TRAFFIC SIGNAL BACKPLATE, LOUVERED, ALUMINUM
1	EACH	MODIFY EXISTING CONTROLLER CABINET
1	EACH	REMOVE EXISTING TRAFFIC SIGNAL EQUIPMENT
1	EACH	UNINTERRUPTIBLE POWER SUPPLY, SPECIAL
4	EACH	PEDESTRIAN PUSH-BUTTON, NON-LATCHING

REMOVAL OF EXISTING TRAFFIC SIGNAL EQUIPMENT

THE FOLLOWING ITEMS SHALL BE REMOVED BY THE CONTRACTOR AND SHALL BE DISPOSED OF BY THEM OUTSIDE THE RIGHT-OF-WAY AT THEIR EXPENSE. THE SALVAGE VALUE OF THE REMOVED EQUIPMENT SHALL BE REFLECTED IN THE CONTRACT BID PRICE.

4	EACH	SIGNAL HEAD, 1-FACE, 3-SECTION, MAST ARM MOUNTED
4	EACH	SIGNAL HEAD, 1-FACE, 5-SECTION, BRACKET MOUNTED
4	EACH	SIGNAL HEAD, 1-FACE, 5-SECTION, MAST ARM MOUNTED
4	EACH	PEDESTRIAN SIGNAL HEAD, 2-FACE, BRACKET MOUNTED
8	EACH	TRAFFIC SIGNAL BACKPLATE
4	EACH	PEDESTRIAN PUSH BUTTON

I.D.O.T. TRAFFIC SIGNAL INSTALLATION ELECTRICAL SERVICE REQUIREMENTS					TOTAL WATTAGE
TYPE	NO LAMPS	WATTAGE		%OPERATION	
SIGNAL (RED)	12	INCAND.	17	0.50	102.00
(YELLOW)	12	LED	25	0.25	75.00
(GREEN)	12	INCAND.	15	0.25	45.00
ARROW	16	LED	12	0.10	19.20
PED. SIGNAL	8	INCAND.	25	1.00	200.00
CONTROLLER	1	LED	100	1.00	100.00
ILLUM. SIGN				0.05	
FLASHER		INCAND.	25	0.50	
ENERGY COSTS TO:					TOTAL = 541.20
ILLINOIS DEPARTMENT OF TRANSPORTATION 201 WEST CENTER COURT SCHAUMBURG, ILLINOIS 60196-1096 ENERGY SUPPLY CONTACT: XXX XXXXX PHONE: (XXX) XXX-XXXX COMPANY: COMMONWEALTH EDISON					

FILE NAME =	USER NAME = \$USER\$	DESIGNED - PKG	REVISED -
\$FILEL\$		DRAWN - EA, EB, WC	REVISED -
	PLOT SCALE = \$SCALE\$	CHECKED - PKG	REVISED -
	PLOT DATE = \$DATE\$	DATE - 8/15/2013	REVISED -

STATE OF ILLINOIS DEPARTMENT OF TRANSPORTATION

SCHEDULE OF QUANTITIES, CABLE PLAN, PHASE DESIGNATION DIAGRAM AND EMERGENCY VEHICLE PREEMPTION SEQUENCE IL RTE 1 AT STEGER ROAD

SCALE: N.T.S. SHEET NO. OF SHEETS STA. TO STA.

F.A.P. RTE.	SECTION	COUNTY	TOTAL SHEETS	SHEET NO.
VAR.	2013-040TS	COOK	84	82
CONTRACT NO. 60W85				
FED. ROAD DIST. NO. - ILLINOIS FED. AID PROJECT				

TS# 1865 STEGER