STATE OF ILLINOIS
DEPARTMENT OF PUBLIC WORKS & BUILDINGS
DIVISION OF HIGHWAYS

ROUTE NO.	SECTION	COUNTY	TOTAL SHEETS	SHEET NO.
S.B.I. F.A.I. 80	06-2B4	Bureau	145	57
FED. ROAD DIST. NO. 7	ILLINOIS	FED. AID PROJECT-		

SHEET NO. 9 / 13 SHEETS

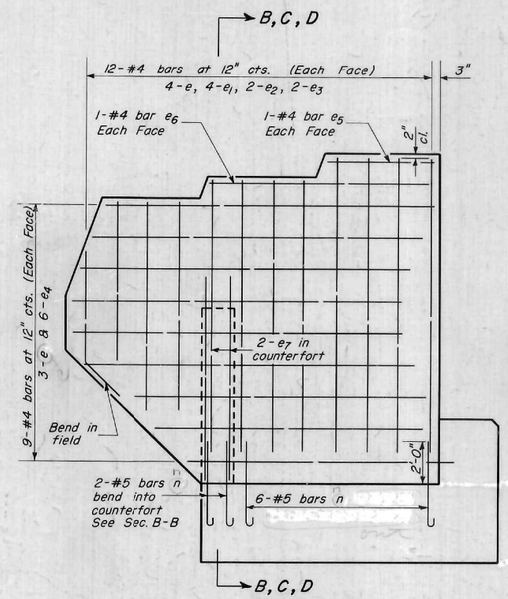

ELEVATION

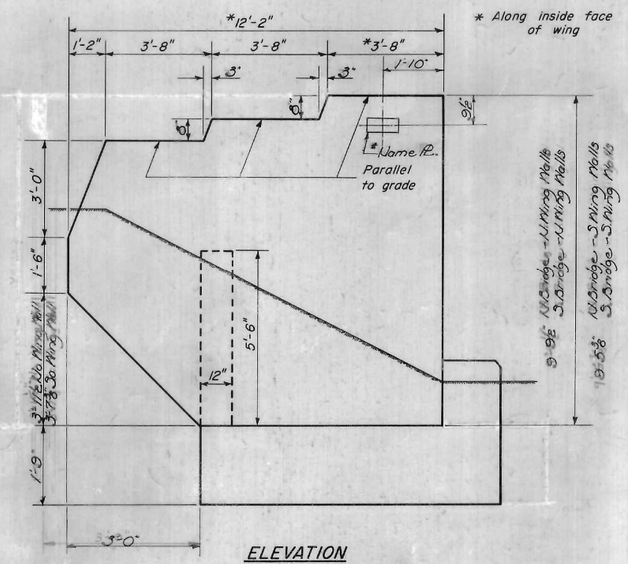

* Along inside face of wing

ELEVATION

* Note: Place one Name Pl. on No. Bridge of inside face of N.E. End Post and place one Name Pl. on So. Bridge of inside face of S.W. End Post.

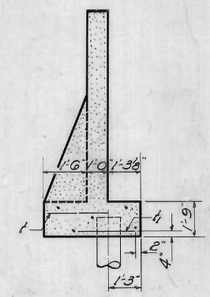

So. Wing Wall, No. Br. West Abut.
No. Wing Wall, So. Br. East Abut.

SEC. C-C*

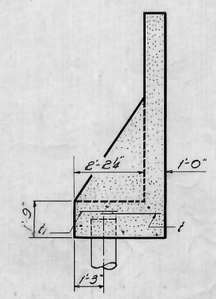

No. Wing Wall, No. Br. West Abut.
So. Wing Wall, So. Br. East Abut.

SEC. D-D*

*Note: Reinforcement bars for Sections C-C & D-D same as Section B-B, except for n bars.

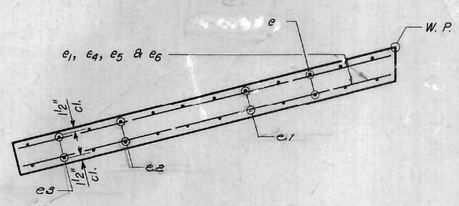

PLAN

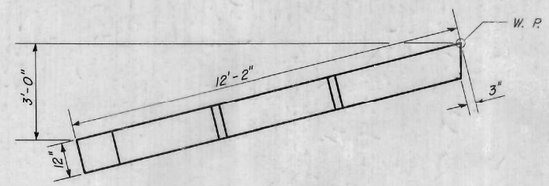

PLAN

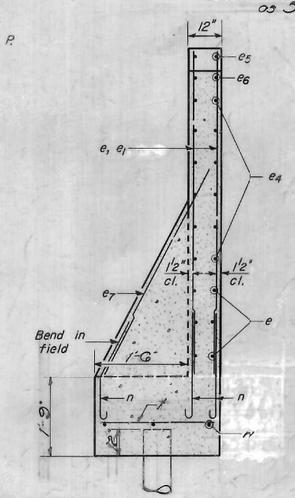

Wing Walls @ N. Br. East Abut. & So. Br. West Abut.

SECTION B-B

ONE END POST
BILL OF MATERIAL

Bar	No.	Size	Length	Shape
e	14	#4	9'-3"	—
e1	8	#4	8'-6"	—
e2	4	#4	7'-9"	—
e3	4	#4	5'-9"	—
e4	12	#4	10'-6"	—
e5	2	#4	3'-6"	—
e6	2	#4	7'-0"	—
e7	2	#5	7'-0"	—
n	14	#5	3'-4"	⊂
Class X Concrete			Cu. Yds.	3.8
Reinforcement Bars			Lbs.	310

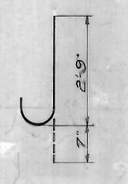

BAR n

DESIGNED	R.K. Taylor		
CHECKED	C.W. Glick		
DRAWN	R.K.T. W.D. Sausaman		
CHECKED	C.W.G.		

EXAMINED Aug 13 1962 H.E. Baumann — ENGINEER OF BRIDGE AND TRAFFIC STRUCTURES
PASSED — ENGINEER OF DESIGN
APPROVED — CHIEF HIGHWAY ENGINEER

END POSTS
F.A.I. RT. 80 ~ SEC. 06-2B-1
BUREAU COUNTY
STA. 426+69.5

AW-1 Drawn 1-29-60

Revised 10/1/63: Added Sections C-C & D-D. R.K.T.

DIETZGEN NO. 135 IMPERIAL

FILE NAME = D366998-sht-exist-Hennepin.dgn	USER NAME = brian.heil	DESIGNED -	REVISED -	STATE OF ILLINOIS DEPARTMENT OF TRANSPORTATION	EXISTING STRUCTURE PLANS S.N. 006-0011/12	F.A.I. RTE. 80	SECTION (06-2) BR-3,4	COUNTY BUREAU	TOTAL SHEETS 133 / SHEET NO. 113
		DRAWN -	REVISED -						
	PLOT SCALE = 100.0000 ' / in.	CHECKED -	REVISED -					CONTRACT NO. 66998	
Default	PLOT DATE = 7/30/2013	DATE -	REVISED -		SCALE: SHEET 10 OF 14 SHEETS STA. TO STA.			ILLINOIS FED. AID PROJECT	