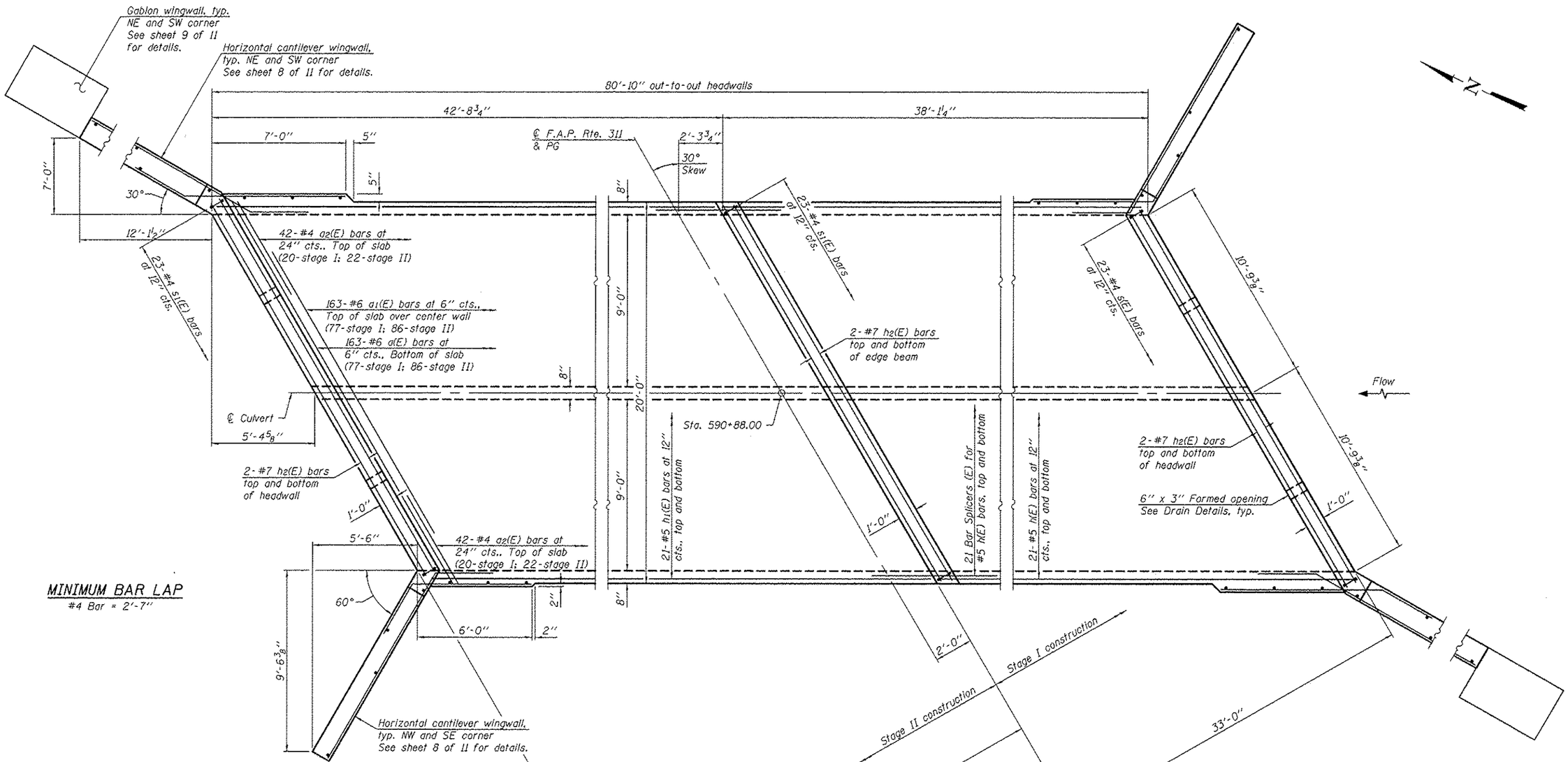

MINIMUM BAR LAP

#4 Bar = 2'-7"

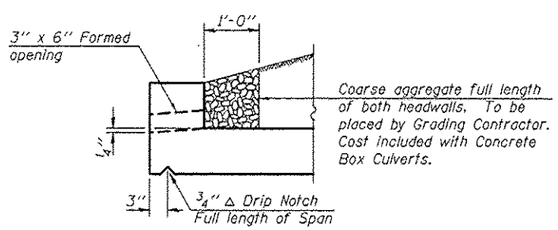

DRAIN DETAIL

(Downstream end)

PLAN

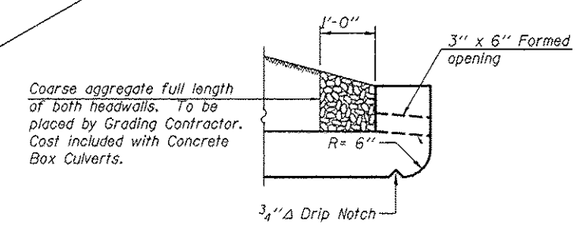

DRAIN DETAIL

(Upstream end)

Δ Added 10-29-13

DESIGNED - RAY AHANCHI	EXAMINED	Joyce F. Wilke	DATE - OCTOBER 1, 2013	STATE OF ILLINOIS DEPARTMENT OF TRANSPORTATION	CULVERT DETAILS – TOP SLAB STRUCTURE NO. 050 – 2651	F.A.P. RTE.	SECTION	COUNTY	TOTAL SHEETS / SHEET NO.
CHECKED - AL-BARRAE R. SHEBIB		ACTING ENGINEER OF BRIDGE DESIGN				311	(4)BR-1	LASALLE	38 / 22
DRAWN - MICHAEL B. MOSSMAN	PASSED	R. Carl Gropp	REVISED —					CONTRACT NO. 66B13	
CHECKED - G.R.A. / A.R.S.		ACTING ENGINEER OF BRIDGES AND STRUCTURES	REVISED —		SHEET NO. 5 OF 11 SHEETS		ILLINOIS	FED. AID PROJECT	